



US00D444899S

(12) **United States Design Patent**
Bossy

(10) **Patent No.:** **US D444,899 S**

(45) **Date of Patent:** **** Jul. 10, 2001**

(54) **BOLLARD LAMP**

(75) Inventor: **Rino Bossy**, Wullfrath (DE)

(73) Assignee: **Trilux-Lenze GmbH + Co. KG**,
Arnsberg (DE)

(**) Term: **14 Years**

(21) Appl. No.: **29/106,547**

(22) Filed: **Jun. 17, 1999**

(30) **Foreign Application Priority Data**

Dec. 17, 1998 (DE) 4 98 12 283

(51) **LOC (7) Cl.** **26-05**

(52) **U.S. Cl.** **D26/68**

(58) **Field of Search** D26/67-71, 72,
D26/102-112; 362/147, 431, 153, 153.1,
183

(56) **References Cited**

U.S. PATENT DOCUMENTS

D. 316,452 * 4/1991 Kira D26/68

D. 316,459 * 4/1991 Kira D26/68
D. 318,136 * 7/1991 Kira D26/68
5,105,347 * 4/1992 Ruud et al. 362/153.1 X

* cited by examiner

Primary Examiner—Alan P. Douglas

Assistant Examiner—Linda Brooks

(74) *Attorney, Agent, or Firm*—Brooks & Kushman P.C.

(57) **CLAIM**

The ornamental design for a bollard lamp, as shown and described.

DESCRIPTION

FIG. 1 is a perspective view of an embodiment of the new design;

FIG. 2 is a right-side elevational view thereof, the left side being a mirror image thereof;

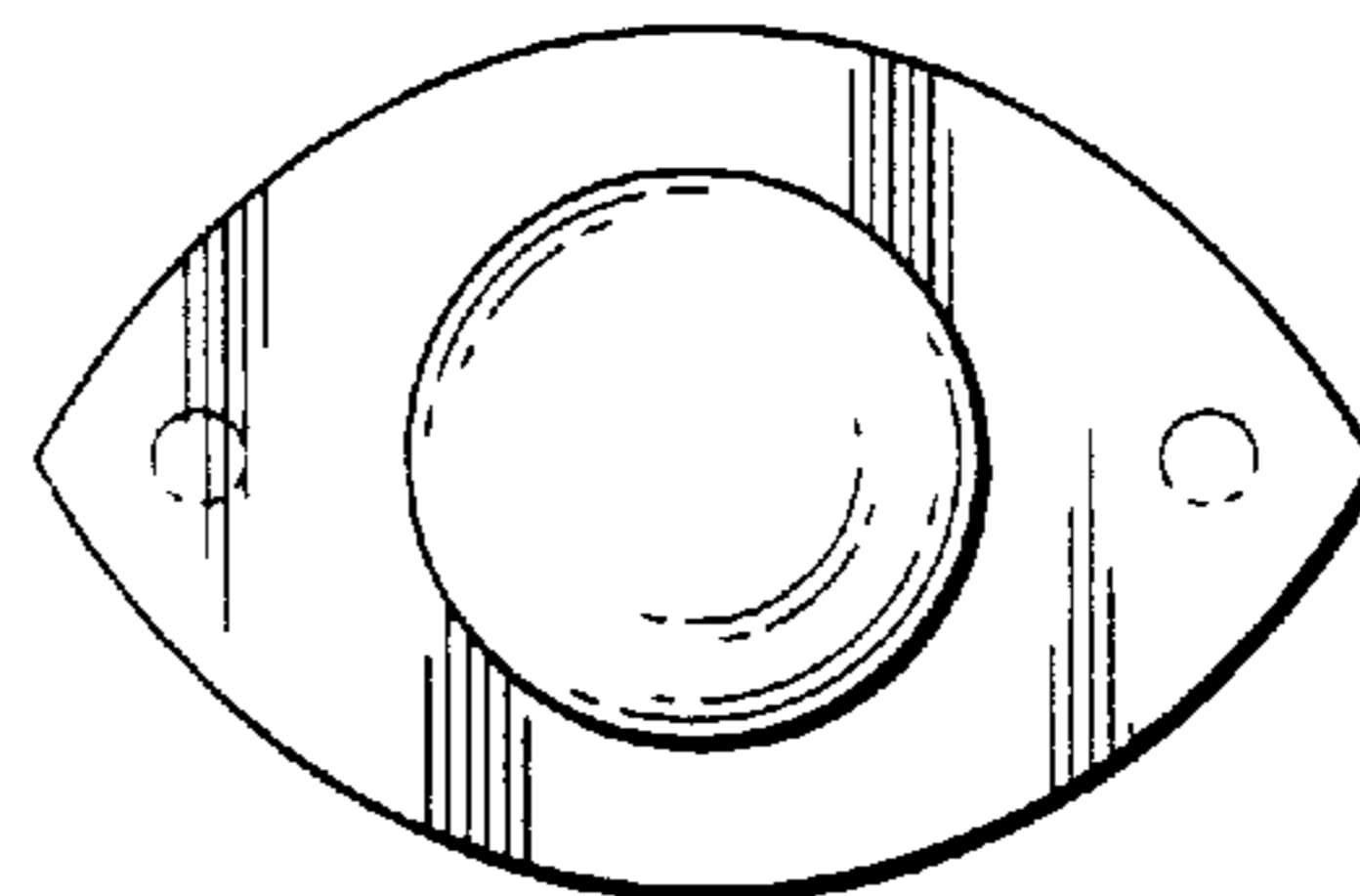

FIG. 3 is a rear elevational view thereof;

FIG. 4 is a top plan view thereof; and,

FIG. 5 is a bottom plan view thereof.

The broken lines shown in FIG. 5 form no part of the claimed design.

1 Claim, 1 Drawing Sheet






Fig. 1

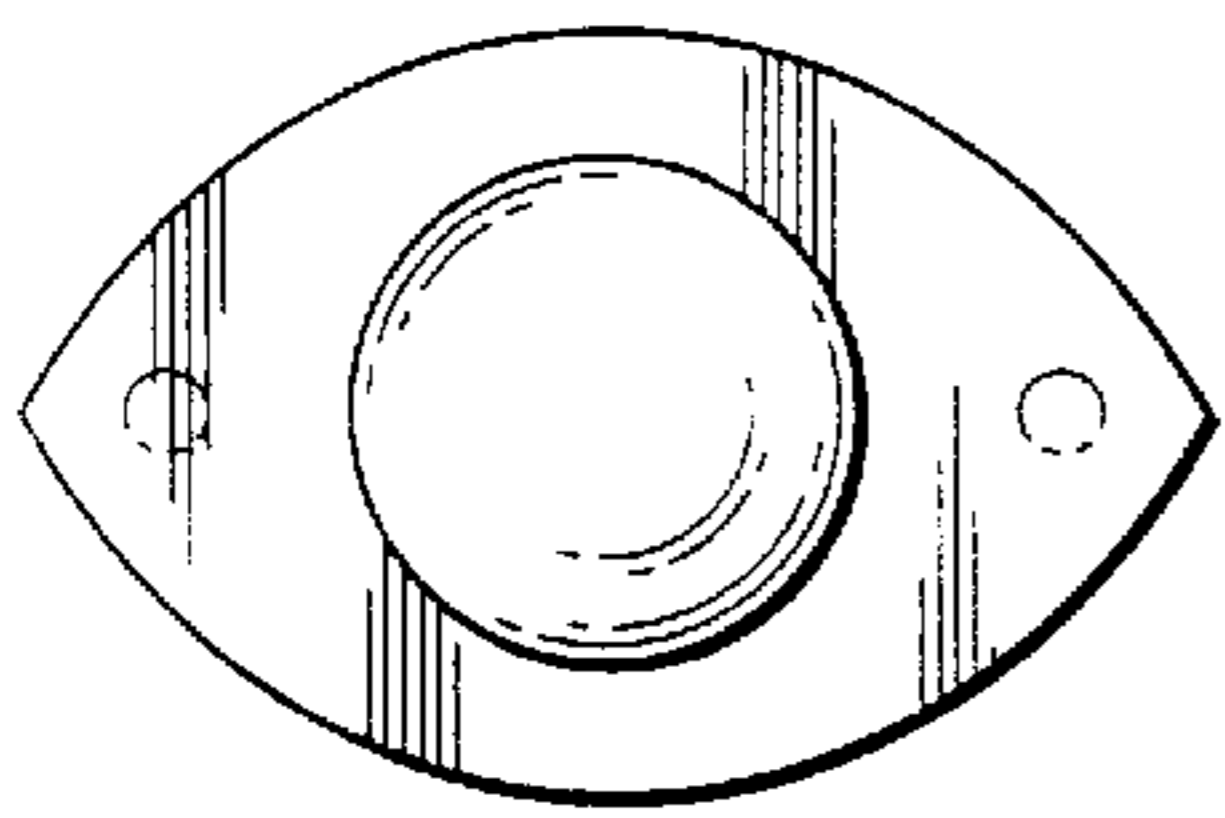


Fig. 4

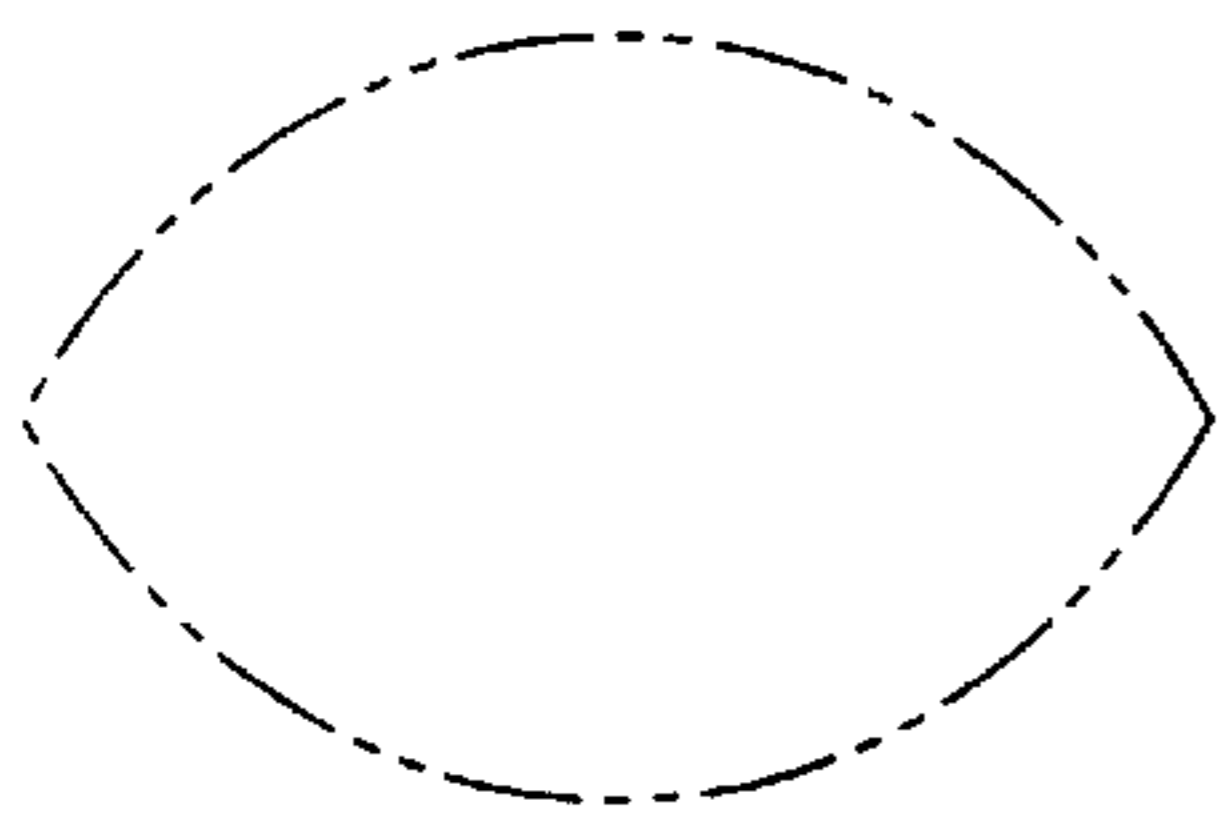


Fig. 5

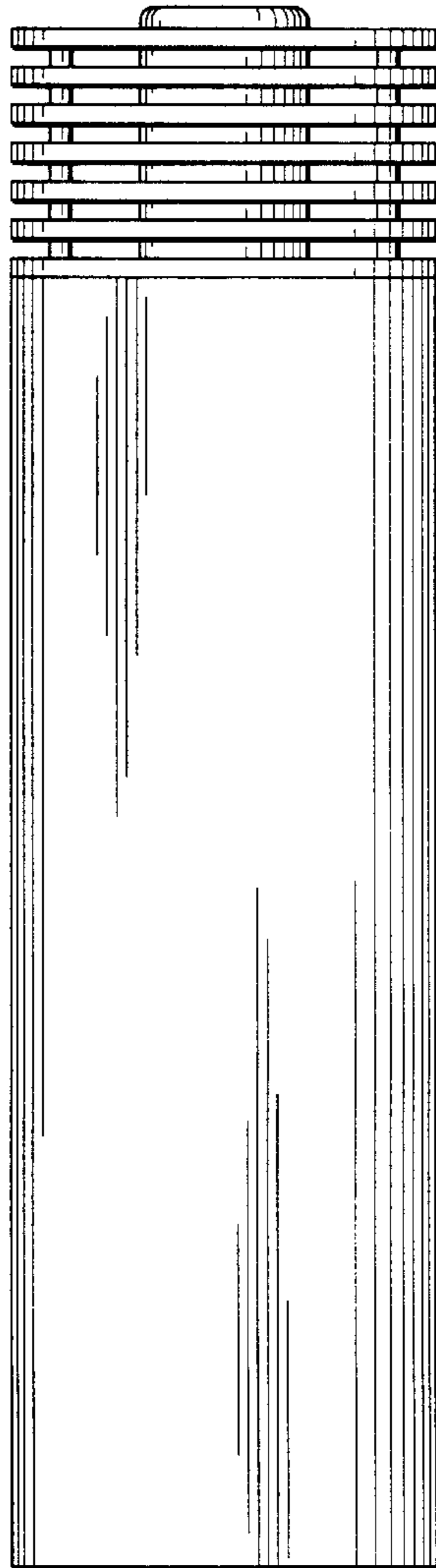


Fig. 2

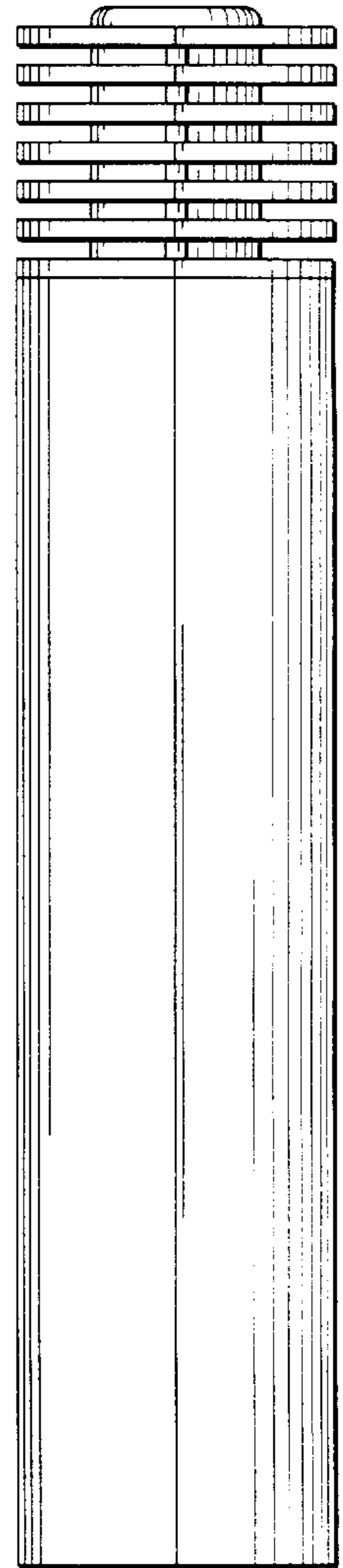


Fig. 3