



US00D444885S

(12) **United States Design Patent**
Conway

(10) **Patent No.:** **US D444,885 S**

(45) **Date of Patent:** **** Jul. 10, 2001**

- (54) **STACKABLE TUBE ASSEMBLY**
- (75) Inventor: **Hugh T. Conway**, Verona, NJ (US)
- (73) Assignee: **Becton, Dickinson and Company**, Franklin Lakes, NJ (US)
- (**) Term: **14 Years**
- (21) Appl. No.: **29/108,972**
- (22) Filed: **Aug. 6, 1999**
- (51) **LOC (7) Cl.** **24-02**
- (52) **U.S. Cl.** **D24/224; D20/22; D24/216**
- (58) **Field of Search** D24/224, 216, D24/223; D9/341, 520, 570; 422/102, 101, 100, 61, 58, 215, 103, 104; 220/4.27; 436/70, 804, 45, 105; D20/22, 10

5,397,542	*	3/1995	Nelms et al.	422/104
5,441,895		8/1995	Jakubowicz et al.	436/518
5,545,375		8/1996	Tropsha et al.	422/102
5,700,429	*	12/1997	Buhler et al.	422/104
5,745,227	*	4/1998	Dufresne et al.	436/70
5,906,744	*	5/1999	Carroll et al.	210/516
5,916,527	*	6/1999	Haswell	422/104
5,924,594	*	7/1999	Kelly	220/737
5,948,365	*	9/1999	Macy et al.	422/102

* cited by examiner

Primary Examiner—Ian Simmons

(74) *Attorney, Agent, or Firm*—Nanette S. Thomas

(57) **CLAIM**

The ornamental design of a stackable tube assembly, as shown.

DESCRIPTION

FIG. 1 is a perspective view of the stackable tube assembly; FIG. 2 is a top plan view thereof; FIG. 3 is a bottom plan view thereof; and FIG. 4 is a back side view thereof; FIG. 5 is a front side view thereof; FIG. 6 is a right side view thereof; and, FIG. 7 is a left side view thereof.

1 Claim, 4 Drawing Sheets

- (56) **References Cited**
- U.S. PATENT DOCUMENTS**
- D. 357,985 * 5/1995 Burns D24/224
- 3,615,222 10/1971 Mead 23/230 B
- 3,807,955 4/1974 Note, Jr. et al. 23/230 B
- 4,397,318 8/1983 Burns 128/763
- 4,830,217 5/1989 Dufresne et al. 220/420
- 5,019,243 * 5/1991 McEwen et al. 422/102
- 5,384,096 1/1995 Burns 422/102

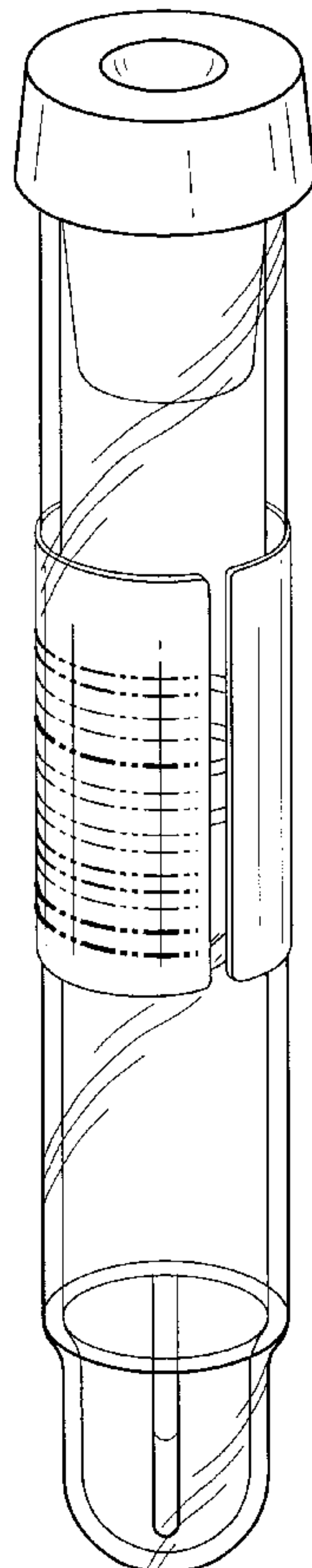


FIG. 1

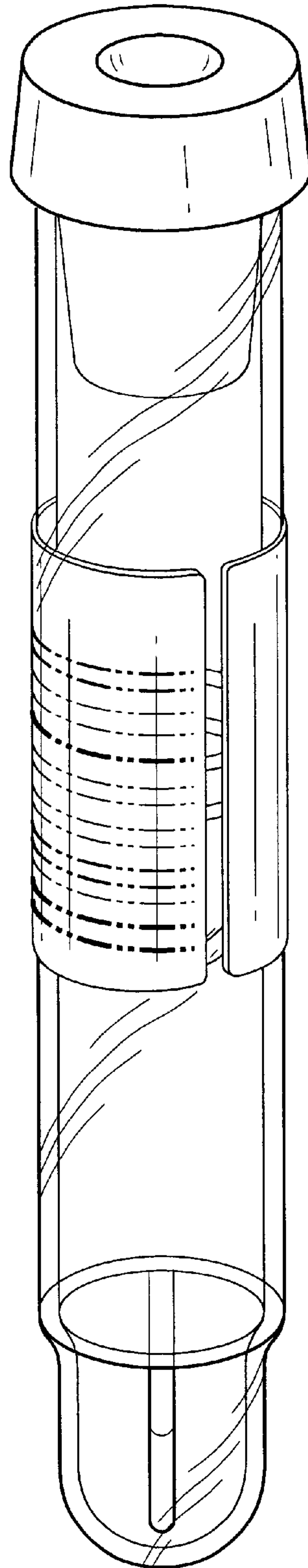


FIG. 2

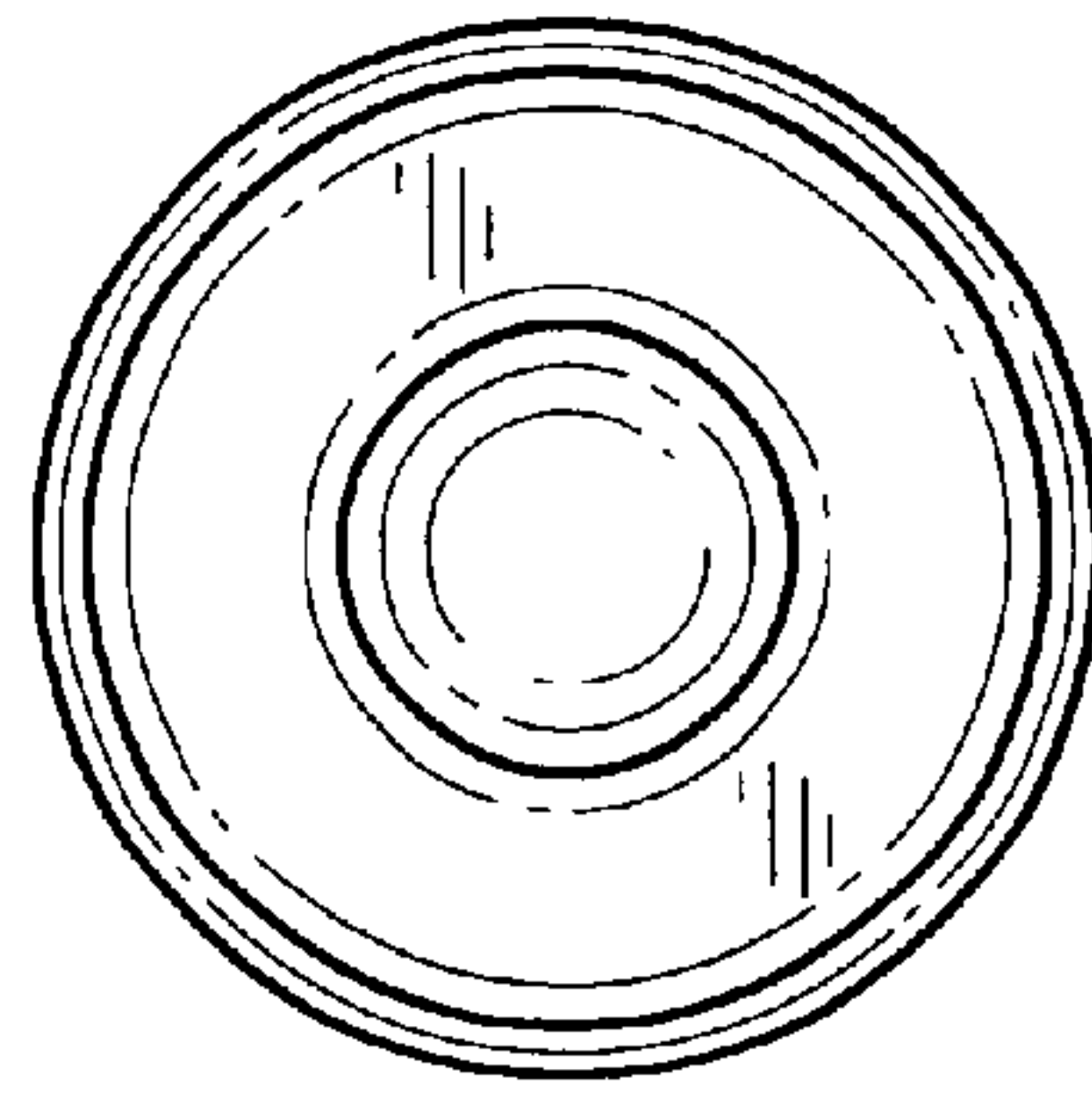


FIG. 3

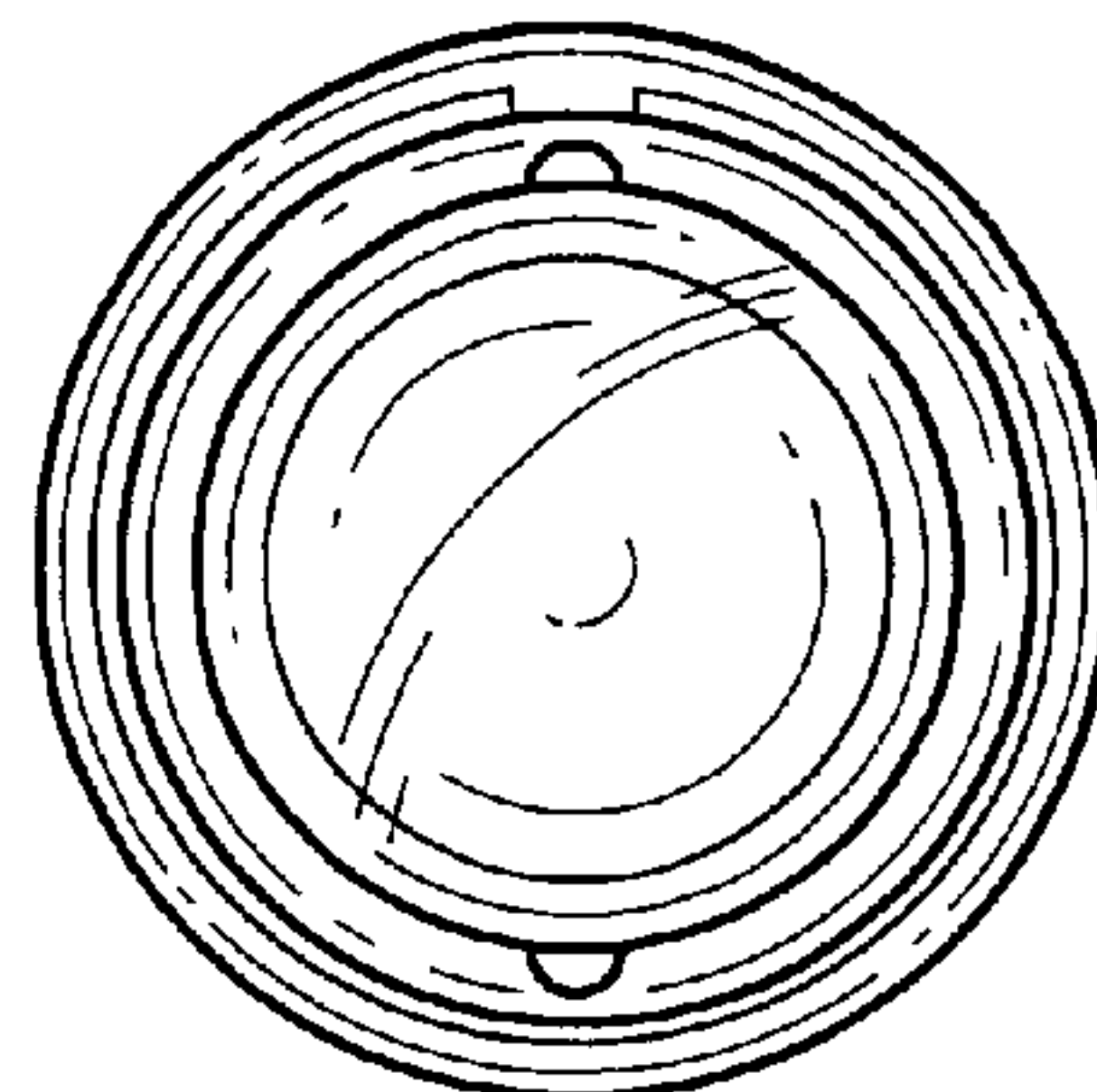


FIG. 4

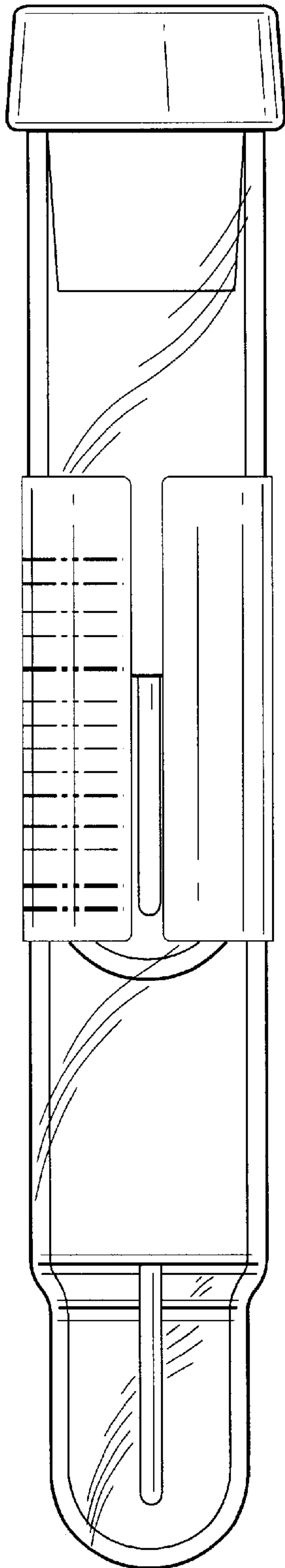


FIG. 5

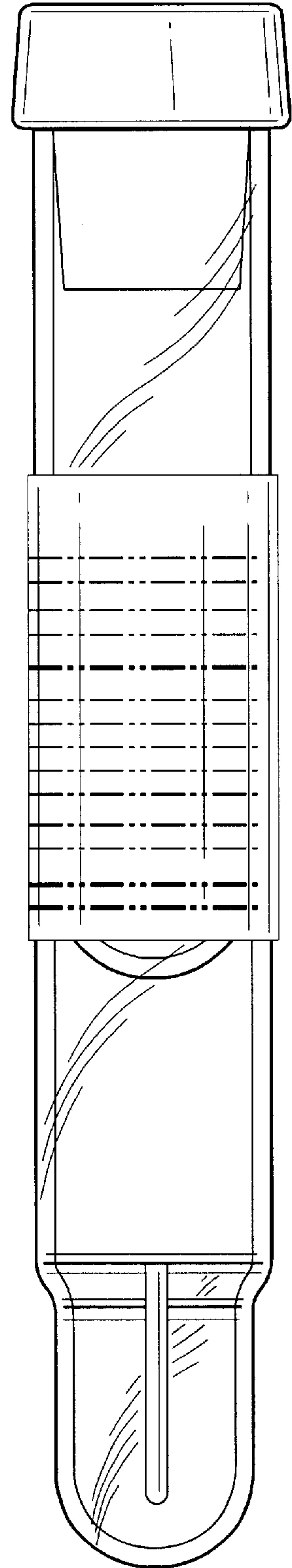


FIG. 6

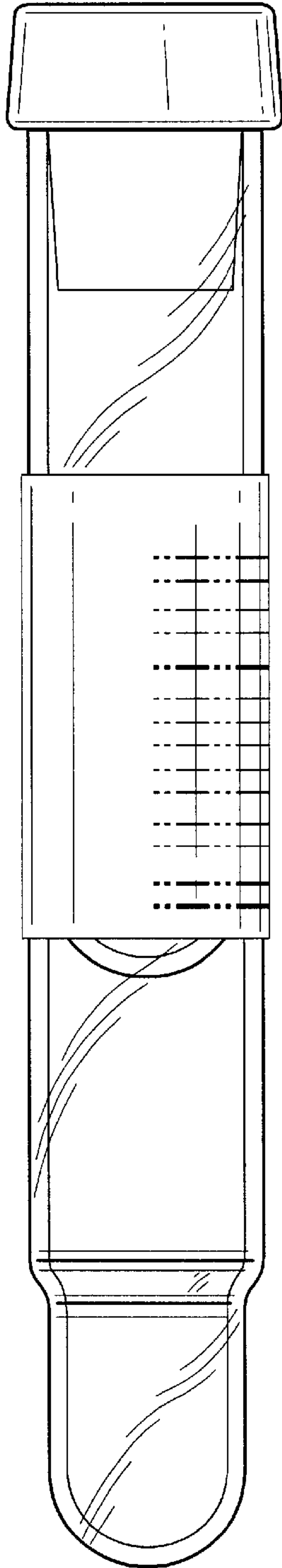


FIG. 7

