



US00D444866S

(12) **United States Design Patent**  
**Paredes**

(10) **Patent No.:** **US D444,866 S**

(45) **Date of Patent:** **\*\* Jul. 10, 2001**

(54) **ENCLOSURE WALL**

(75) Inventor: **Raul M. Paredes**, Barrington, IL (US)

(73) Assignee: **Kohler Co.**, Kohler, WI (US)

(\*\*) Term: **14 Years**

(21) Appl. No.: **29/121,405**

(22) Filed: **Apr. 6, 2000**

(51) **LOC (7) Cl.** ..... **23-02**

(52) **U.S. Cl.** ..... **D23/305**

(58) **Field of Search** ..... D23/275-279,  
D23/280.1, 280.2, 283, 303, 304-307; 4/540,  
546, 448, 557, 558, 584, 587, 592, 596,  
600, 607, 612

(56) **References Cited**

**U.S. PATENT DOCUMENTS**

D. 226,851	5/1973	Korol	.....	D23/2
D. 233,932	* 12/1974	Seymour	.....	D23/275
D. 352,548	* 11/1994	Pinsky et al.	.....	D23/283
1,781,692	* 11/1930	Lewis	.....	4/614

**OTHER PUBLICATIONS**

Undated catalog ad, supplier unknown, showing a "Madrid" tub surround.

\* cited by examiner

*Primary Examiner*—Louis S. Zarfaz

*Assistant Examiner*—Robert A. Delehanty

(74) *Attorney, Agent, or Firm*—Quarles & Brady LLP

(57) **CLAIM**

The ornamental design for an enclosure wall, as shown and described.

**DESCRIPTION**

In a preferred embodiment, the nature of this product is a plumbing fixture primarily useful for retaining water within a bathing area.

FIG. 1 is a left, top, front perspective view of an enclosure wall embodying my new design;

FIG. 2 is a front elevational view thereof;

FIG. 3 is a left side elevational view thereof, the right side elevational view being a mirror image of the left side shown; and,

FIG. 4 is a top plan view thereof.

**1 Claim, 1 Drawing Sheet**

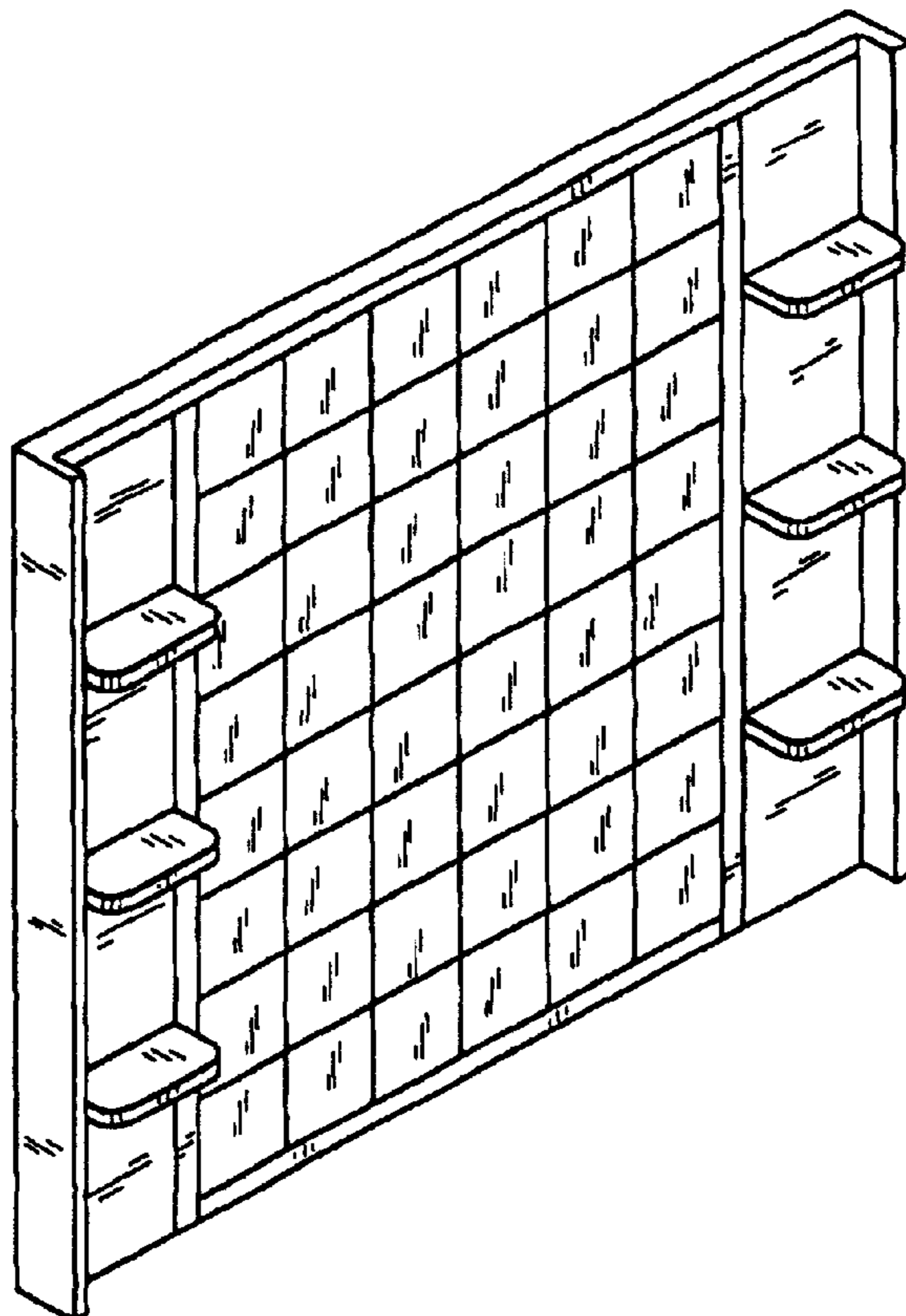


FIG. 1

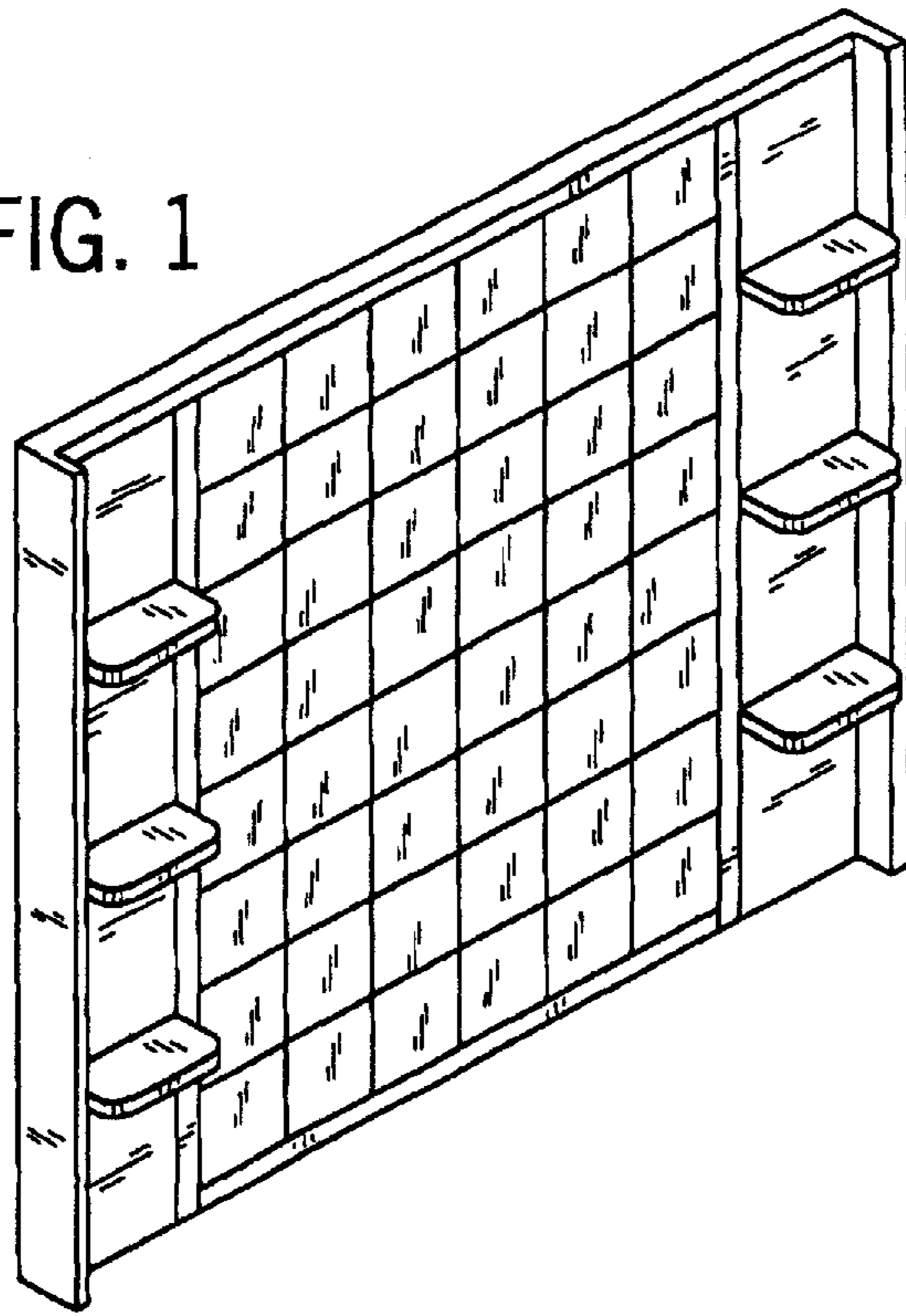


FIG. 2

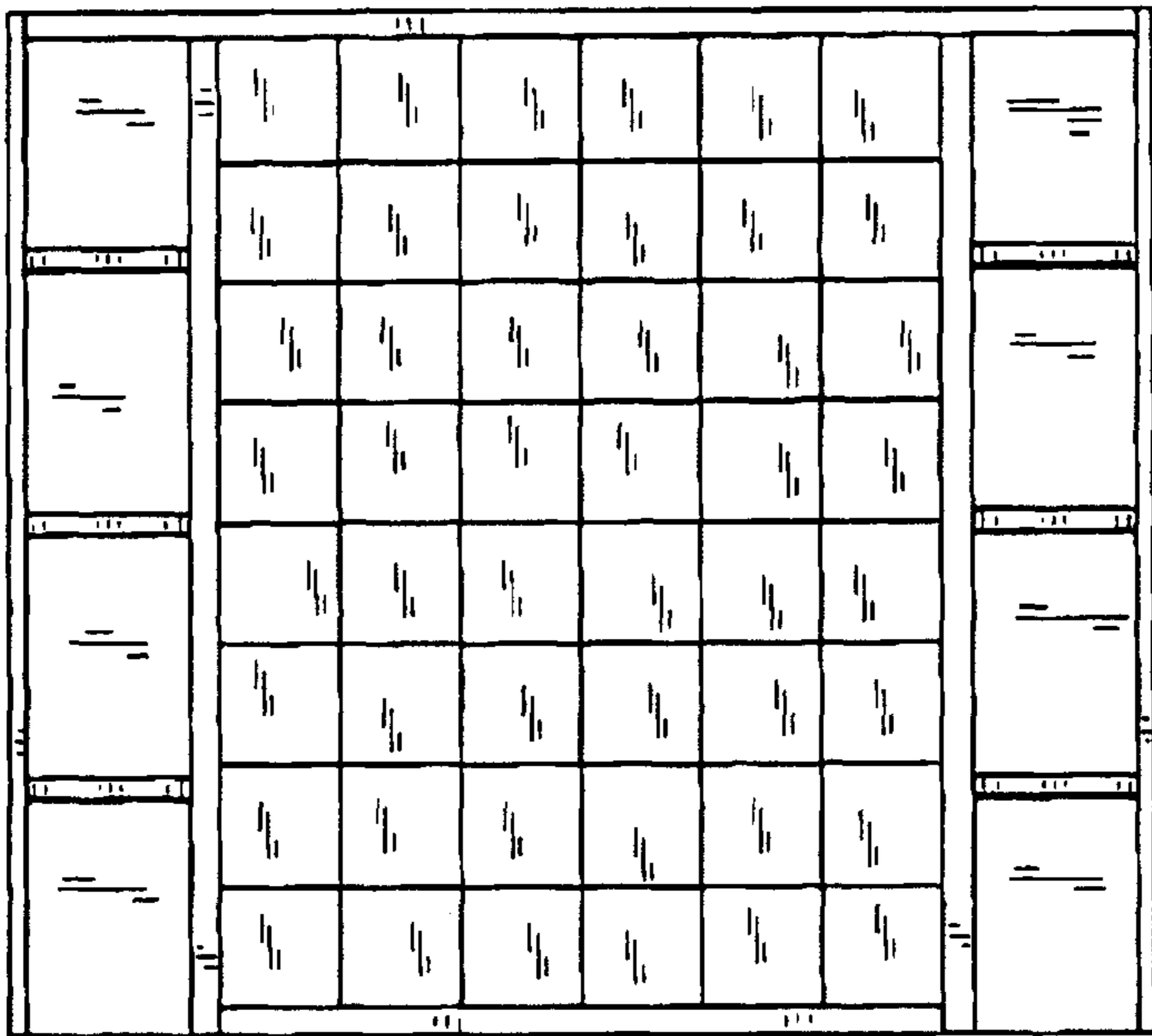


FIG. 3



FIG. 4

