



US00D444858S

(12) **United States Design Patent**
Fleischmann

(10) **Patent No.: US D444,858 S**

(45) **Date of Patent: ** *Jul. 10, 2001**

(54) **FAUCET HANDLE AND ESCUTCHEON**

(75) **Inventor: Klaus Fleischmann, Krefeld (DE)**

(73) **Assignee: Hansa Metallwerke AG (DE)**

(* **Notice:** This patent is subject to a terminal disclaimer.

(**) **Term: 14 Years**

(21) **Appl. No.: 29/097,065**

(22) **Filed: Nov. 27, 1998**

Related U.S. Application Data

(62) Division of application No. 29/069,828, filed on Apr. 17, 1997, now abandoned.

(30) **Foreign Application Priority Data**

Mar. 4, 1997 (DE) M 97 02 050

(51) **LOC (7) Cl. 23-01**

(52) **U.S. Cl. D23/254**

(58) **Field of Search D23/238-243, D23/250-257; 4/675-678; 137/801**

(56) **References Cited**

U.S. PATENT DOCUMENTS

- D. 87,830 * 8/1932 Ferguson .
- D. 284,687 * 7/1986 Doman et al. D23/249
- D. 291,239 * 8/1987 Haug et al. D23/252

- D. 300,238 * 3/1989 Kohler, Jr. et al. D23/249
- D. 301,276 * 5/1989 Bengtsson D23/254
- D. 302,850 * 8/1989 Lathrop D23/254
- D. 303,566 * 9/1989 Kohler, Jr. et al. D23/249
- D. 373,180 * 8/1996 Gottwald D23/254
- D. 402,009 * 12/1998 Gottwald D23/254
- D. 403,054 * 12/1998 Lobermeier D23/254

* cited by examiner

Primary Examiner—Eric Watterson


(57) **CLAIM**

I claim the ornamental design for a faucet handle and escutcheon, as shown and described.

DESCRIPTION

FIG. 1 is a left side elevation of a faucet handle and escutcheon showing my new design.
 FIG. 2 is a front view thereof.
 FIG. 3 is a rear view thereof.
 FIG. 4 is a top view thereof.
 FIG. 5 is a bottom view thereof.
 FIG. 6 is a perspective view thereof.
 FIG. 7 is a left side elevation of a second embodiment showing my new design.
 FIG. 8 is a front view thereof.
 FIG. 9 is a rear view thereof.
 FIG. 10 is a top view thereof.
 FIG. 11 is a bottom view thereof; and,
 FIG. 12 is a perspective view thereof.

1 Claim, 12 Drawing Sheets




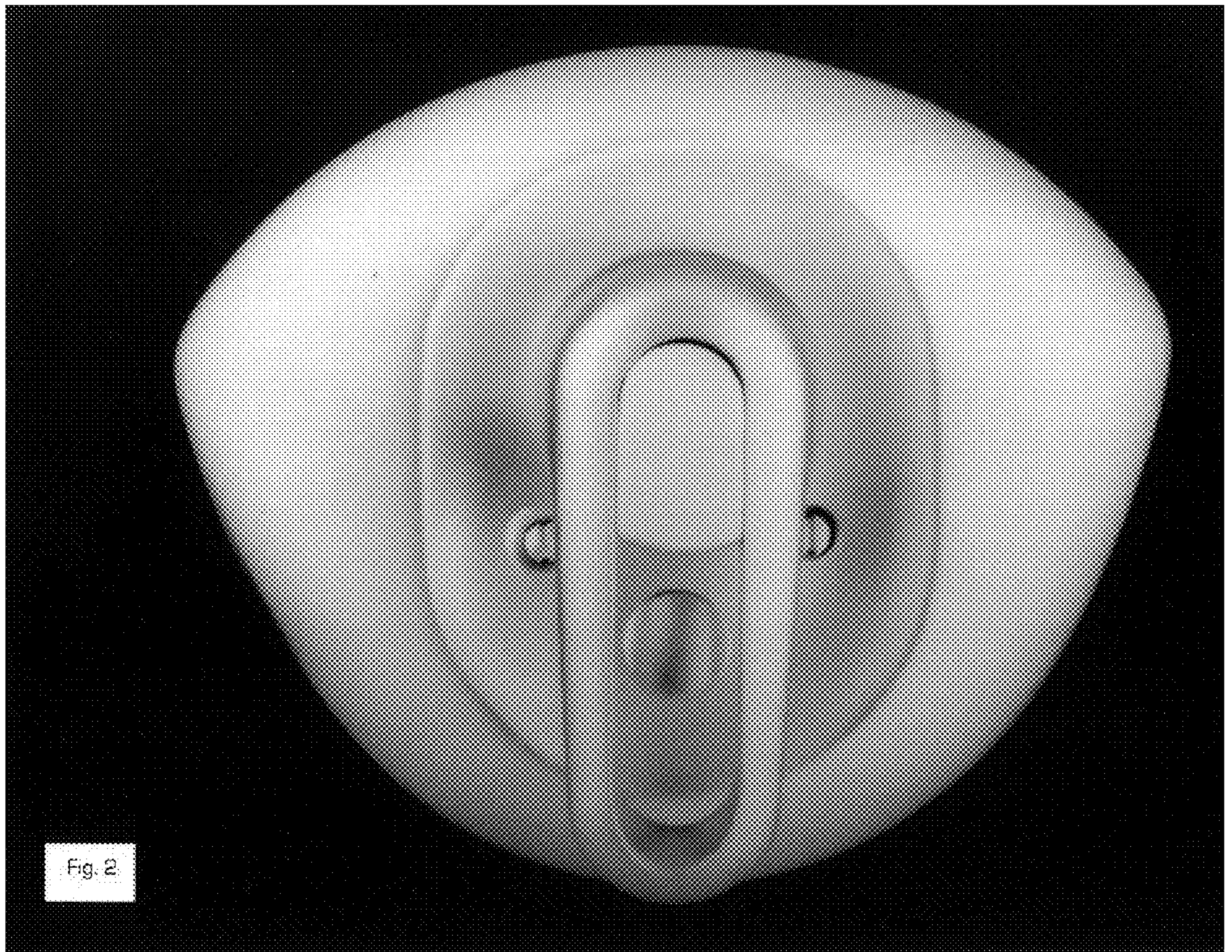





Fig. 1












Fig. 6


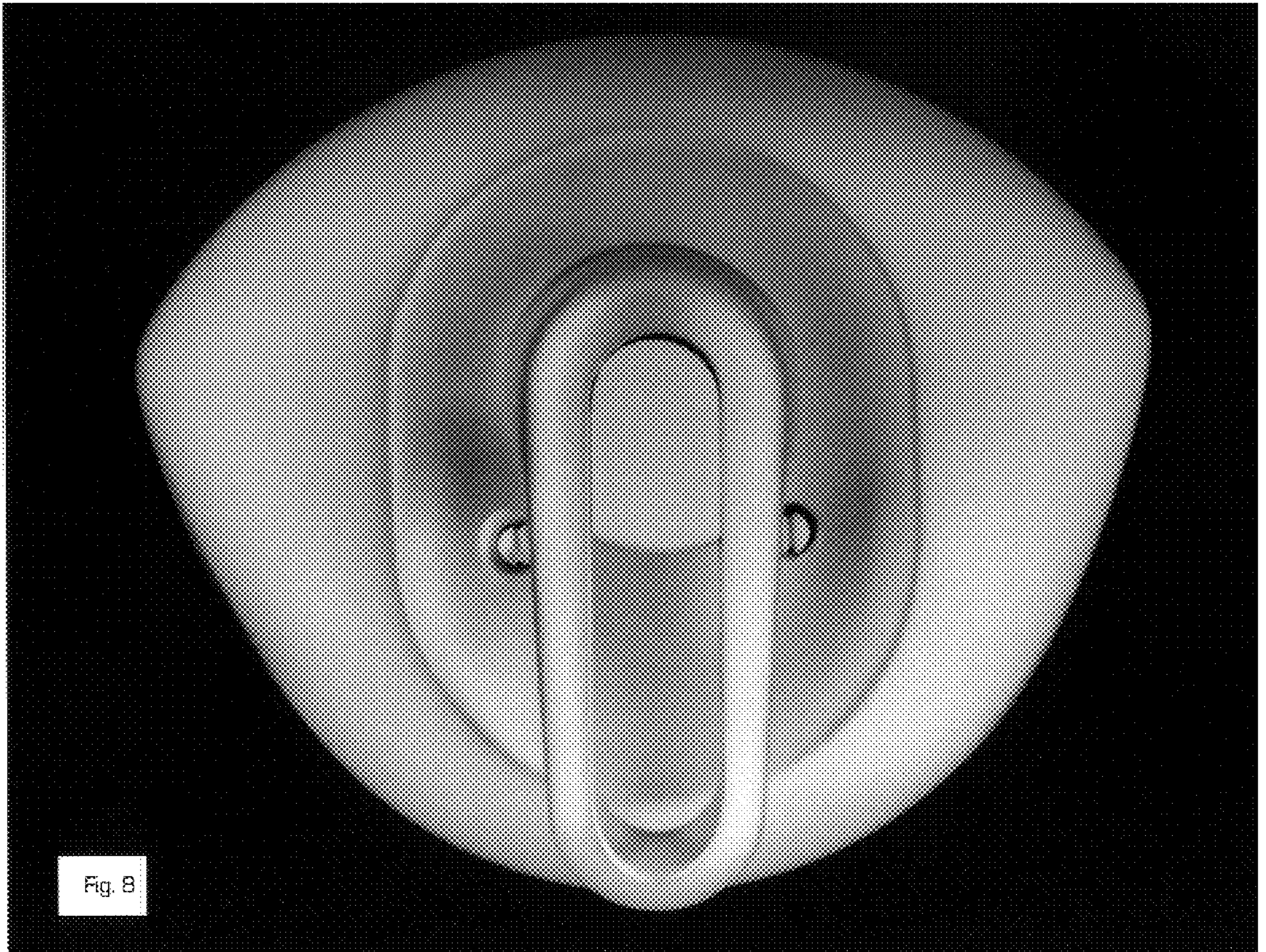


Fig. 7







Fig. 9






Fig. 11



Fig. 12