



US00D444852S

(12) **United States Design Patent**
Fleischmann

(10) **Patent No.:** **US D444,852 S**

(45) **Date of Patent:** **** Jul. 10, 2001**

(54) **FAUCET HANDLE**

(75) **Inventor:** **Klaus Fleischmann, Krefeld (DE)**

(73) **Assignee:** **Hansa Metallwerke AG (DE)**

(**) **Term:** **14 Years**

(21) **Appl. No.:** **29/097,066**

(22) **Filed:** **Nov. 27, 1998**

Related U.S. Application Data

(62) Division of application No. 29/069,828, filed on Apr. 17, 1997.

(30) **Foreign Application Priority Data**

Apr. 3, 1997 (DE) M 97 02 050

(51) **LOC (7) Cl.** **23-01**

(52) **U.S. Cl.** **D23/252**

(58) **Field of Search** D23/250-257,
D23/238-243; D8/300-310; 4/675-678

(56) **References Cited**

U.S. PATENT DOCUMENTS

D. 306,336 * 2/1990 Oberdorfer D23/252

D. 324,412	*	3/1992	Bonnell	D23/252
D. 381,395	*	7/1997	Fleischmann	D23/238
D. 387,136	*	12/1997	Oswaks et al.	D23/252
D. 388,865	*	1/1998	Fleischmann	D23/252
D. 390,922	*	2/1998	Oswaks et al.	D23/252
D. 398,378	*	9/1998	Lord	D23/252

* cited by examiner

Primary Examiner—Eric Watterson

(57) **CLAIM**

I claim the ornamental design for a faucet handle, as shown and described.

DESCRIPTION

FIG. 1 is a left side elevation of a faucet handle showing my new design.

FIG. 2 is a front view thereof.

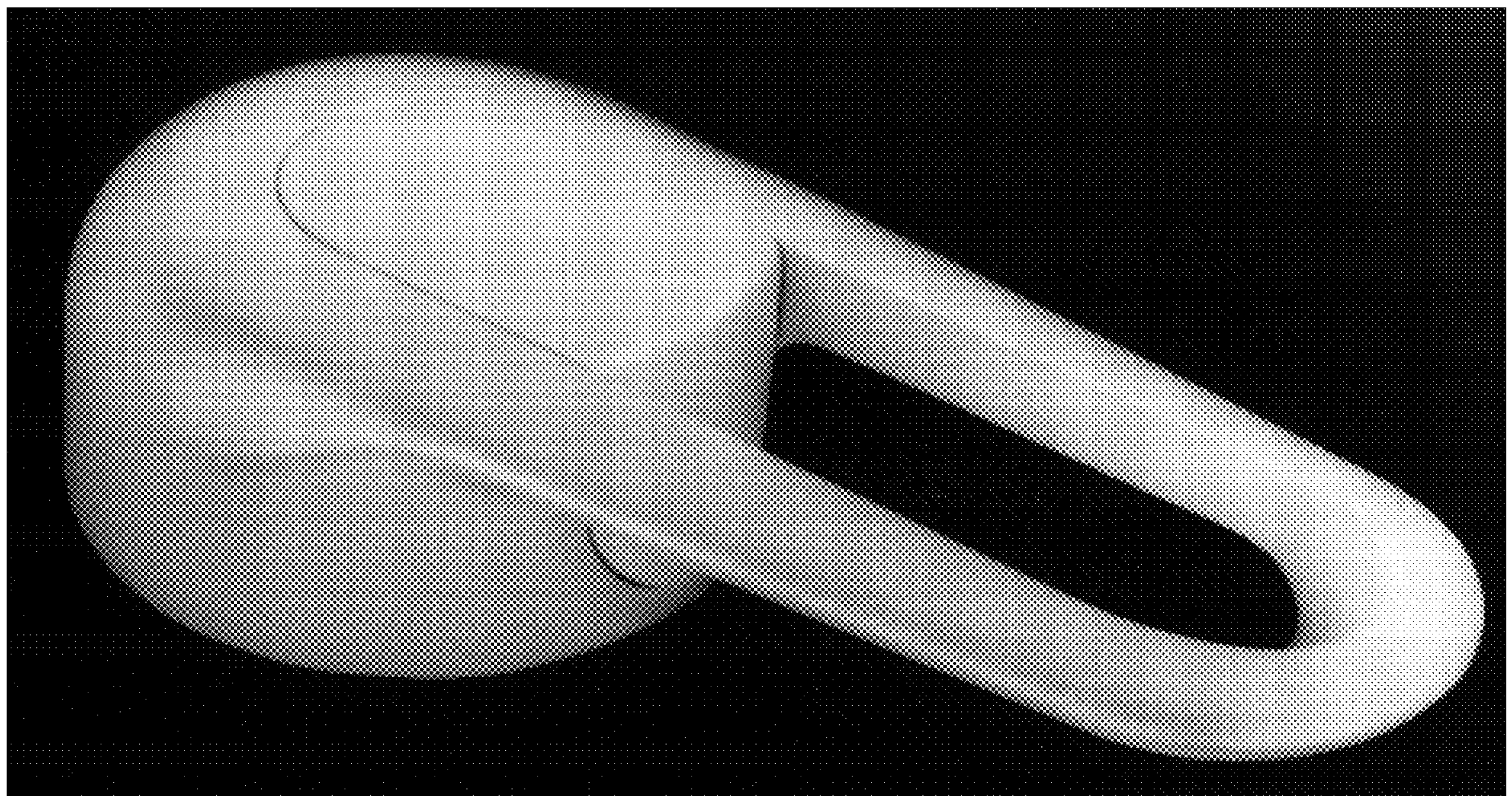
FIG. 3 is a rear view thereof.

FIG. 4 is a top view thereof.

FIG. 5 is a bottom view thereof; and,

FIG. 6 is a perspective view thereof.

1 Claim, 6 Drawing Sheets








Fig. 1





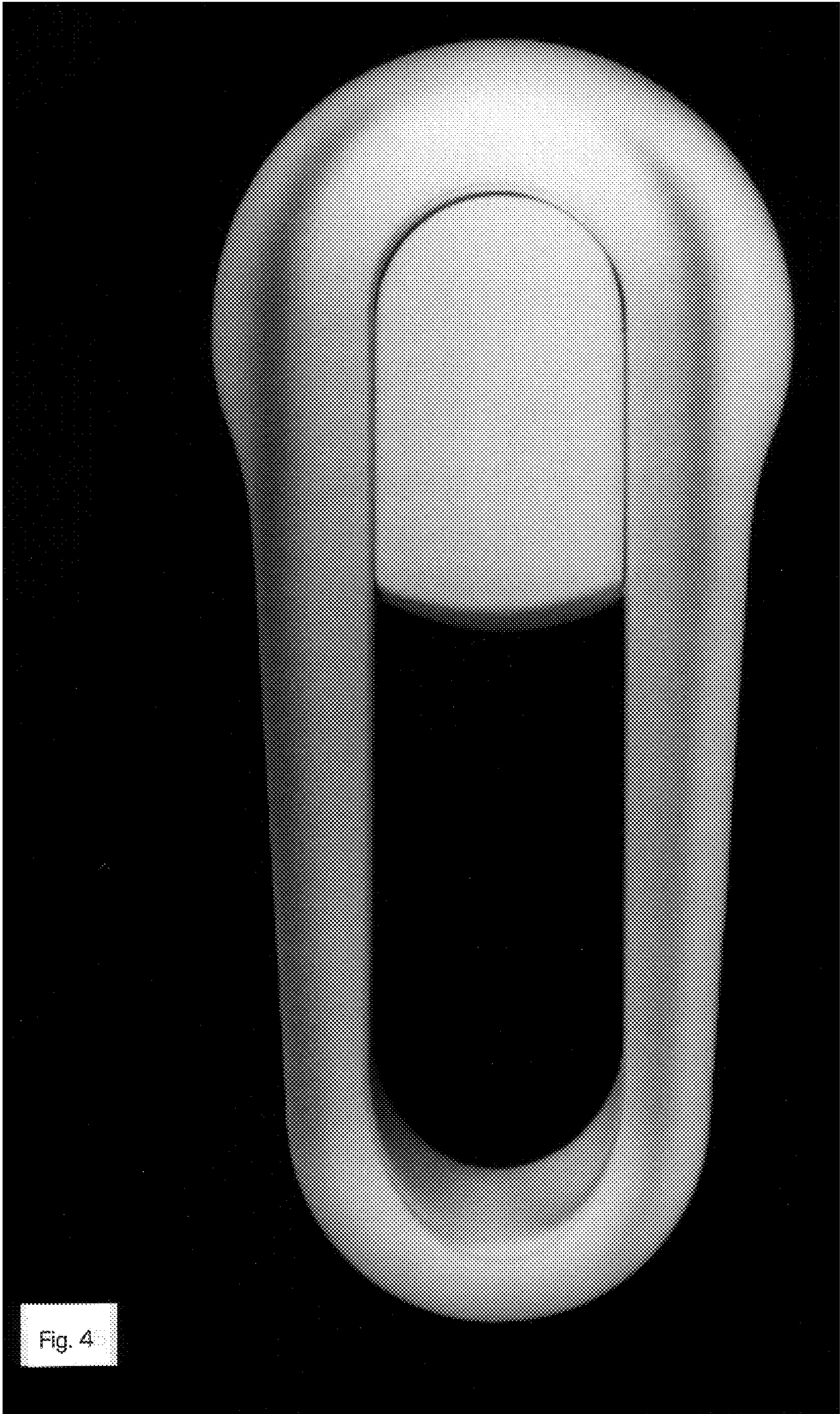


Fig. 4

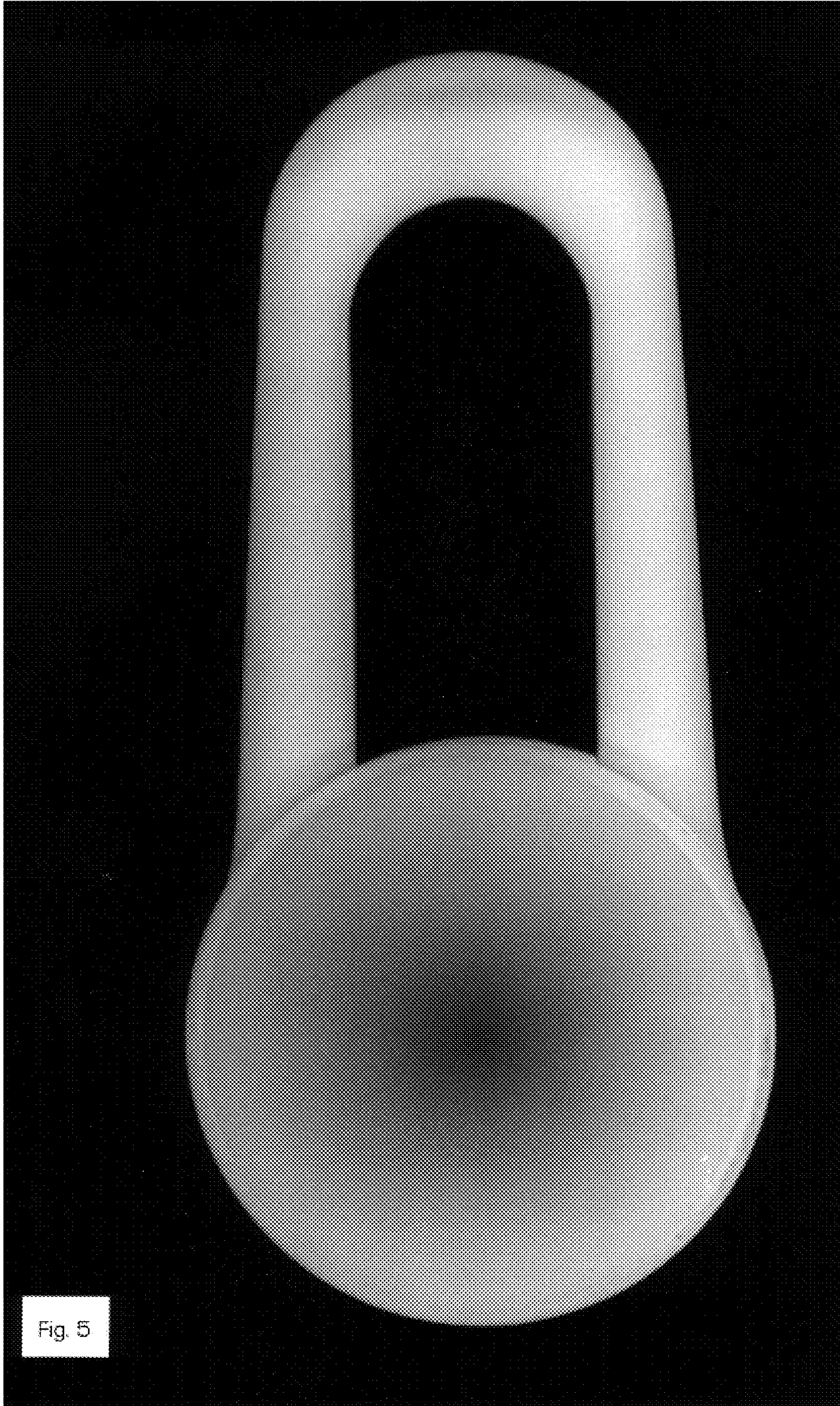


Fig. 5

