



US00D444838S

(12) **United States Design Patent**
Loredo

(10) **Patent No.:** **US D444,838 S**

(45) **Date of Patent:** **** Jul. 10, 2001**

(54) **GOLF CLUB WEIGHT TRAINING APPARATUS**

5,769,734	6/1998	Qualey, Sr.	473/233
5,776,006	7/1998	Gruber	473/256
6,083,116	7/2000	Loredo	473/256

(75) Inventor: **Thomas C. Loredo**, Roselle Park, NJ (US)

* cited by examiner

(73) Assignee: **D.B. Consolidated Enterprises, Inc.**, Roselle Park, NJ (US)

Primary Examiner—Mitchell Siegel
(74) *Attorney, Agent, or Firm*—Lerner, David, Littenberg, Krumholz & Mentlik, LLP

(**) Term: **14 Years**

(57) **CLAIM**

(21) Appl. No.: **29/131,625**

The ornamental design for a golf club weight training apparatus, as shown and described.

(22) Filed: **Oct. 25, 2000**

(51) **LOC (7) Cl.** **21-02**

(52) **U.S. Cl.** **D21/791**

(58) **Field of Search** D21/789, 791;
473/256, 219, 282, 297

DESCRIPTION

(56) **References Cited**

U.S. PATENT DOCUMENTS

D. 290,150	*	6/1987	Stewart	D21/759
D. 347,974	*	6/1994	McBride	D9/307
D. 434,465	*	11/2000	Muhaluk et al.	D21/826
2,608,409	*	8/1952	Pinkerton	473/256
3,716,239		2/1973	Goudreau	273/194 A
4,045,034		8/1977	Thomas	273/194 B
4,588,191		5/1986	Stewart	273/194 B
5,527,039		6/1996	Levesque	473/256 X

FIG. 1 is a perspective view of the golf club weight training apparatus according to the design of the present invention. FIG. 2 is an elevation view of the golf club weight training apparatus.

FIG. 3 is a top plan view of the golf club weight training apparatus.

FIG. 4 is a perspective view of a second embodiment of the golf club weight training apparatus; and,

FIG. 5 is an elevation view of a second embodiment of the golf club weight training apparatus.

The sides not shown in the drawing views form no part of the claimed design.

1 Claim, 3 Drawing Sheets

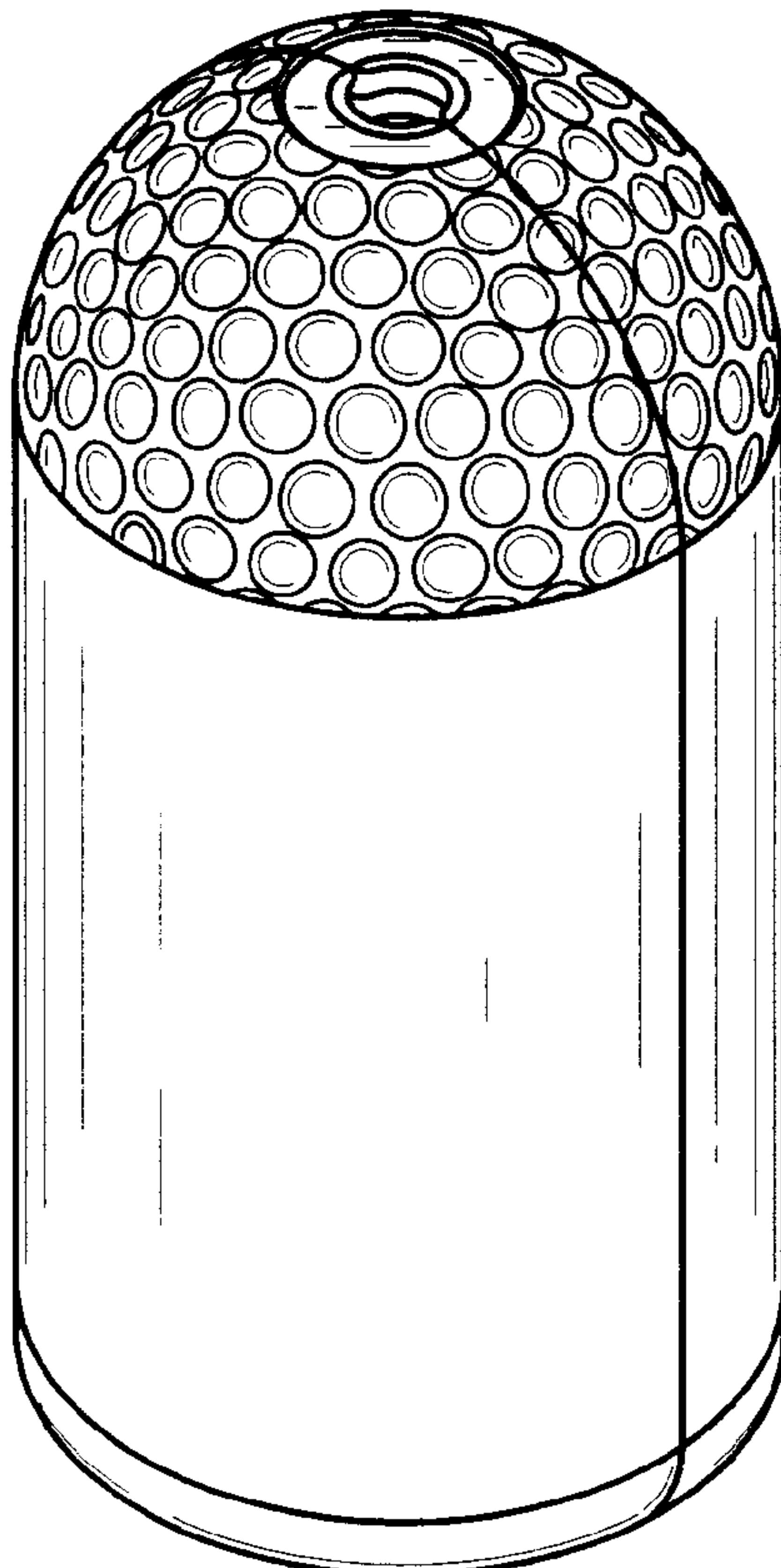


FIG. 1

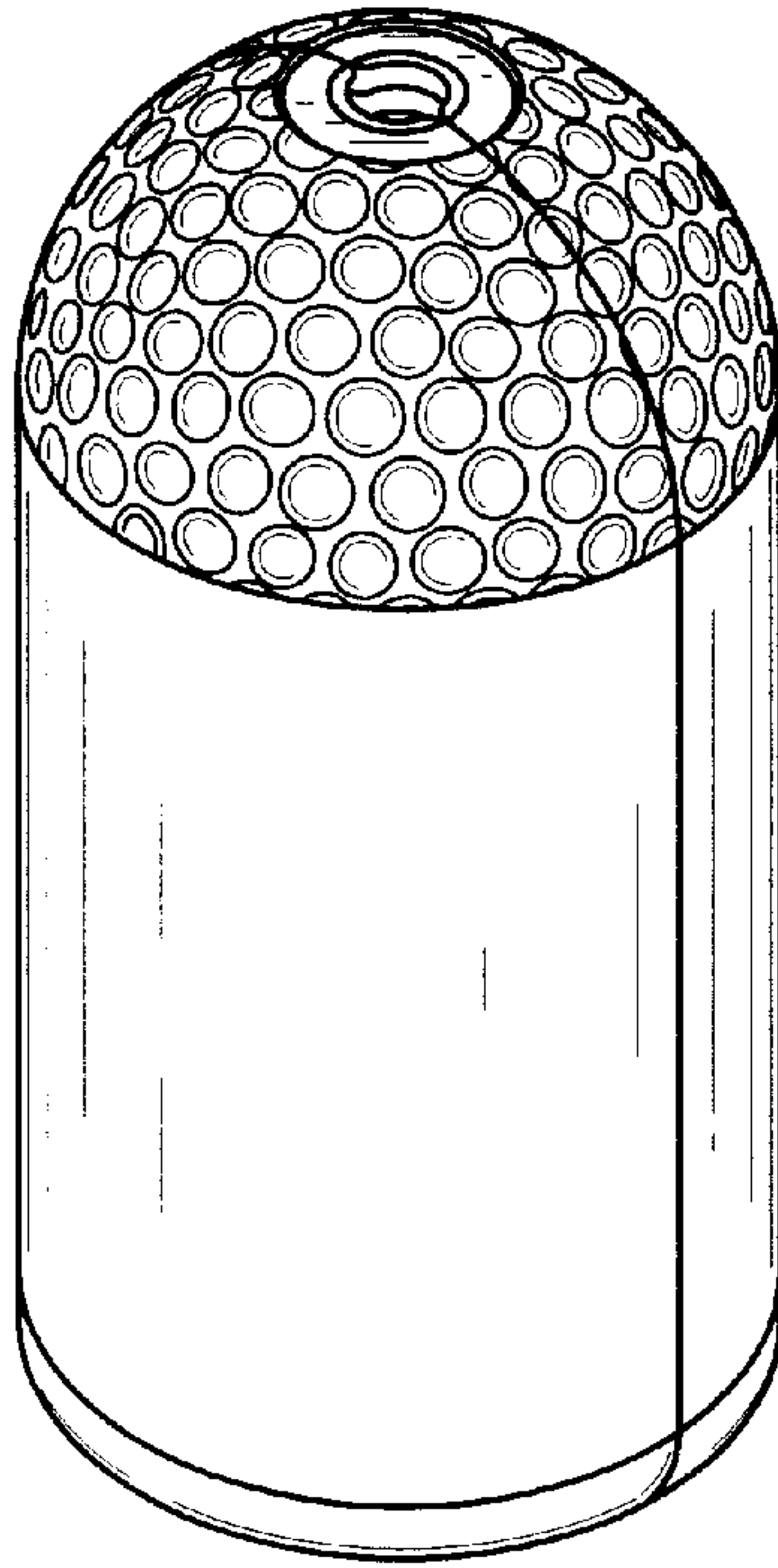


FIG. 2




FIG. 3




FIG. 4

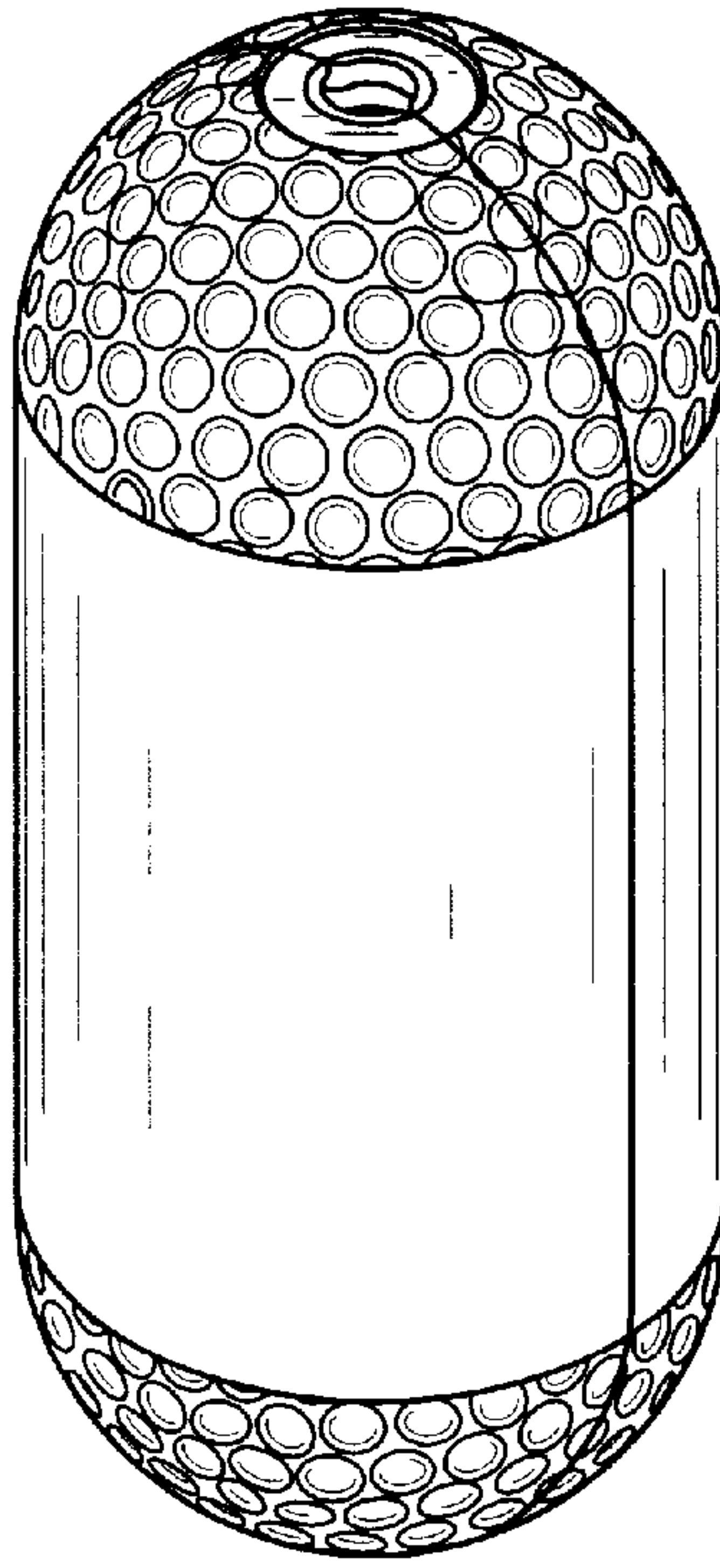


FIG. 5

