



US00D444822S

(12) **United States Design Patent**  
**Miville**

(10) **Patent No.:** **US D444,822 S**

(45) **Date of Patent:** **\*\* Jul. 10, 2001**

(54) **CRIBBAGE BOARD**

(76) **Inventor:** **Jean-Claude Miville**, 224, rue Gallant,  
apt 3, Sept-Iles (Qc) (CA), G4R 3T8

(\*\*) **Term:** **14 Years**

(21) **Appl. No.:** **29/127,024**

(22) **Filed:** **Jul. 31, 2000**

(51) **LOC (7) Cl.** ..... **21-01**

(52) **U.S. Cl.** ..... **D21/343**

(58) **Field of Search** ..... D21/334-368,  
D21/385, 396; 273/236-285, 288-291;  
D10/46.1

(56) **References Cited**

**U.S. PATENT DOCUMENTS**

- D. 136,008 \* 7/1943 Brooks ..... D21/343
- D. 376,324 \* 12/1996 McMann et al. .... D10/46.1
- 2,017,479 \* 10/1935 Terkelsen ..... 273/282.1

- 2,384,040 \* 9/1945 Miller ..... D21/343
- 2,415,073 \* 2/1947 Buffmire ..... 273/243
- 5,407,206 \* 4/1995 Cohen ..... 273/249

**OTHER PUBLICATIONS**

Cardinal Industries Inc. Catalog, page 11, Continuous Track  
Cribbage Board, No. 62.\*

\* cited by examiner

*Primary Examiner*—Sandra L. Morris


(57) **CLAIM**

I claim the ornamental design for a cribbage board, as shown  
and described.

**DESCRIPTION**

FIG. 1 is a top view of a cribbage board.  
FIG. 2 is a side view thereof; and,  
FIG. 3 is an end view thereof.

**1 Claim, 1 Drawing Sheet**



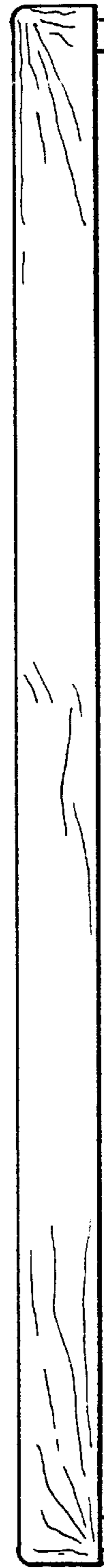
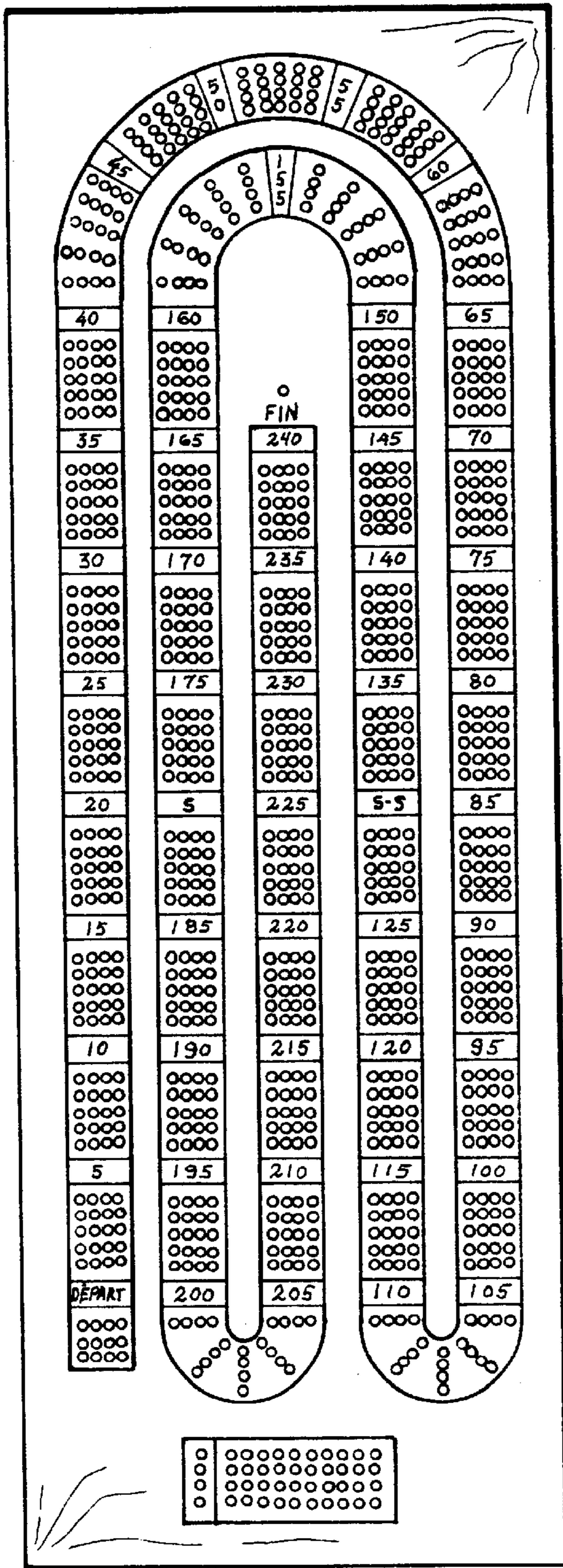


FIG. 2




FIG. 3