



US00D444755S

(12) **United States Design Patent**  
**Azuma et al.**

(10) **Patent No.:** **US D444,755 S**

(45) **Date of Patent:** **\*\* Jul. 10, 2001**

- (54) **WHEEL FOR AN AUTOMOBILE**
- (75) Inventors: **Keisuke Azuma; Yuichi Kushida**, both of Fujisawa (JP)
- (73) Assignee: **Isuzu Motors Limited**, Tokyo (JP)
- (\*\*) Term: **14 Years**
- (21) Appl. No.: **29/131,559**
- (22) Filed: **Oct. 24, 2000**
- (51) **LOC (7) Cl.** ..... **12-16**
- (52) **U.S. Cl.** ..... **D12/209**
- (58) **Field of Search** ..... D12/204-211;  
301/37.1, 64.1, 65

- D. 424,007 \* 5/2000 Hussaini et al. .... D12/209
- D. 427,129 \* 6/2000 Lee ..... D12/209
- D. 435,500 \* 12/2000 Hussaini et al. .... D12/209
- D. 435,821 \* 1/2001 Dumigan ..... D12/209
- D. 436,570 \* 1/2001 Lee ..... D12/209

\* cited by examiner

*Primary Examiner*—Stacia Cadmus

(74) *Attorney, Agent, or Firm*—Frishauf, Holtz, Goodman, Langer & Chick, P.C.

(57) **CLAIM**


The ornamental design for a wheel for an automobile, as shown and described.


**DESCRIPTION**

FIG. 1 is a front elevational view of a wheel for an automobile, showing our new design; FIG. 2 is a right-side view thereof, the left side view, top plan view and bottom plan views being identical; FIG. 3 is a rear elevational view thereof; and, FIG. 4 is a front, left-side and bottom perspective view thereof.

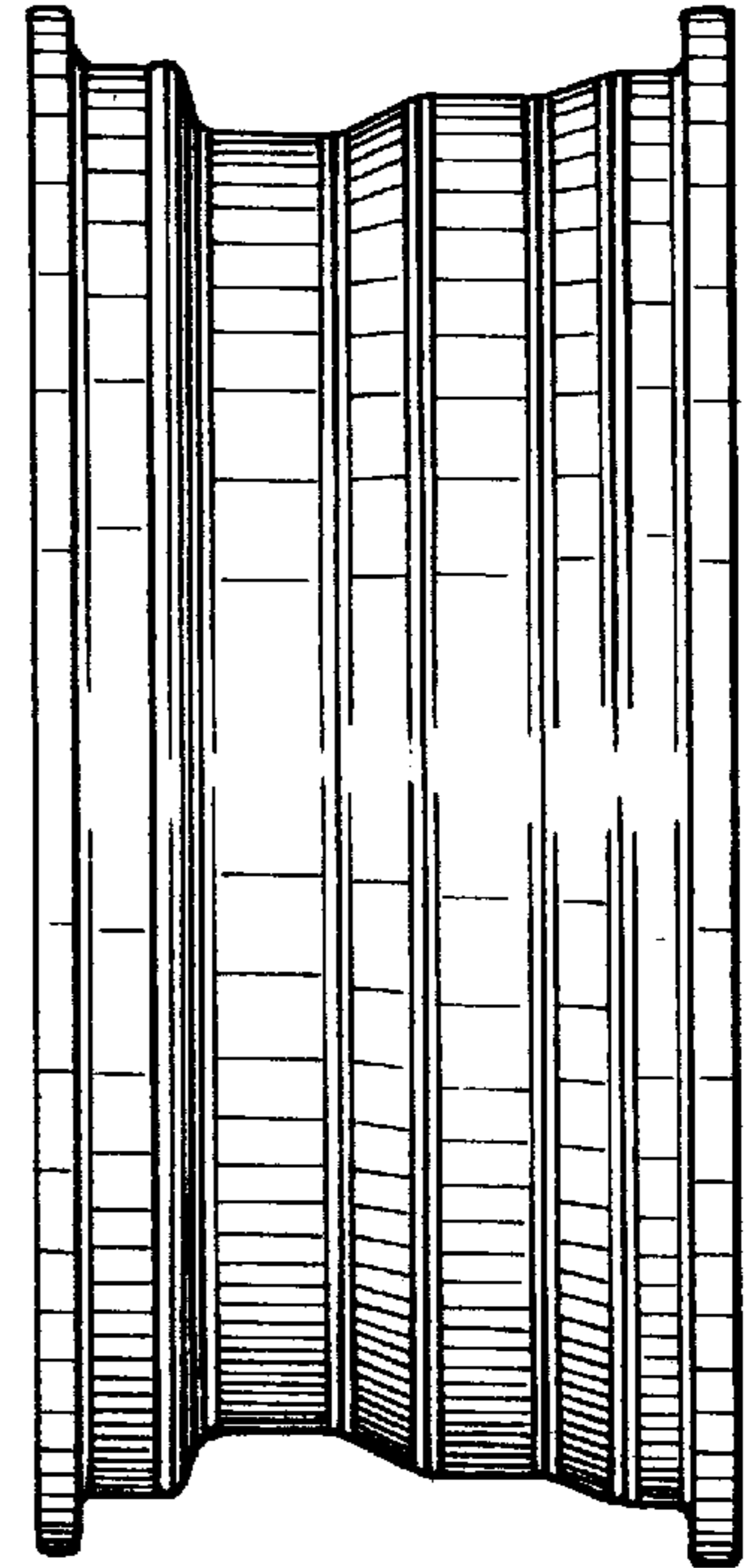
- (56) **References Cited**
- U.S. PATENT DOCUMENTS**
- D. 351,371 \* 10/1994 Abele ..... D12/209
- D. 383,428 \* 9/1997 Brown et al. .... D12/209
- D. 392,610 \* 3/1998 Noriega ..... D12/209
- D. 399,469 \* 10/1998 Miansian ..... D12/209
- D. 412,879 \* 8/1999 Hussaini et al. .... D12/209
- D. 418,796 \* 1/2000 Flueckiger ..... D12/209

**1 Claim, 2 Drawing Sheets**

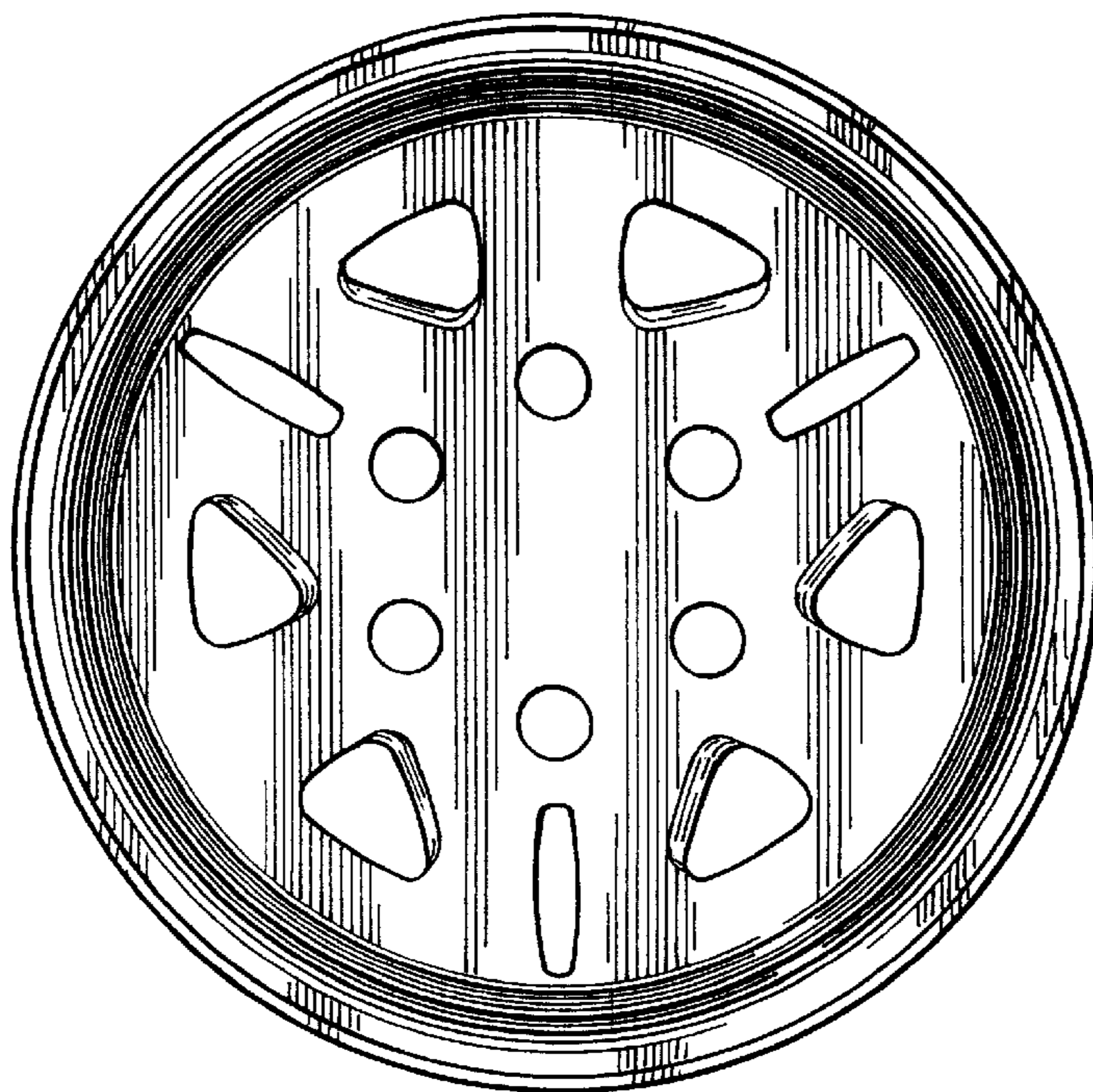




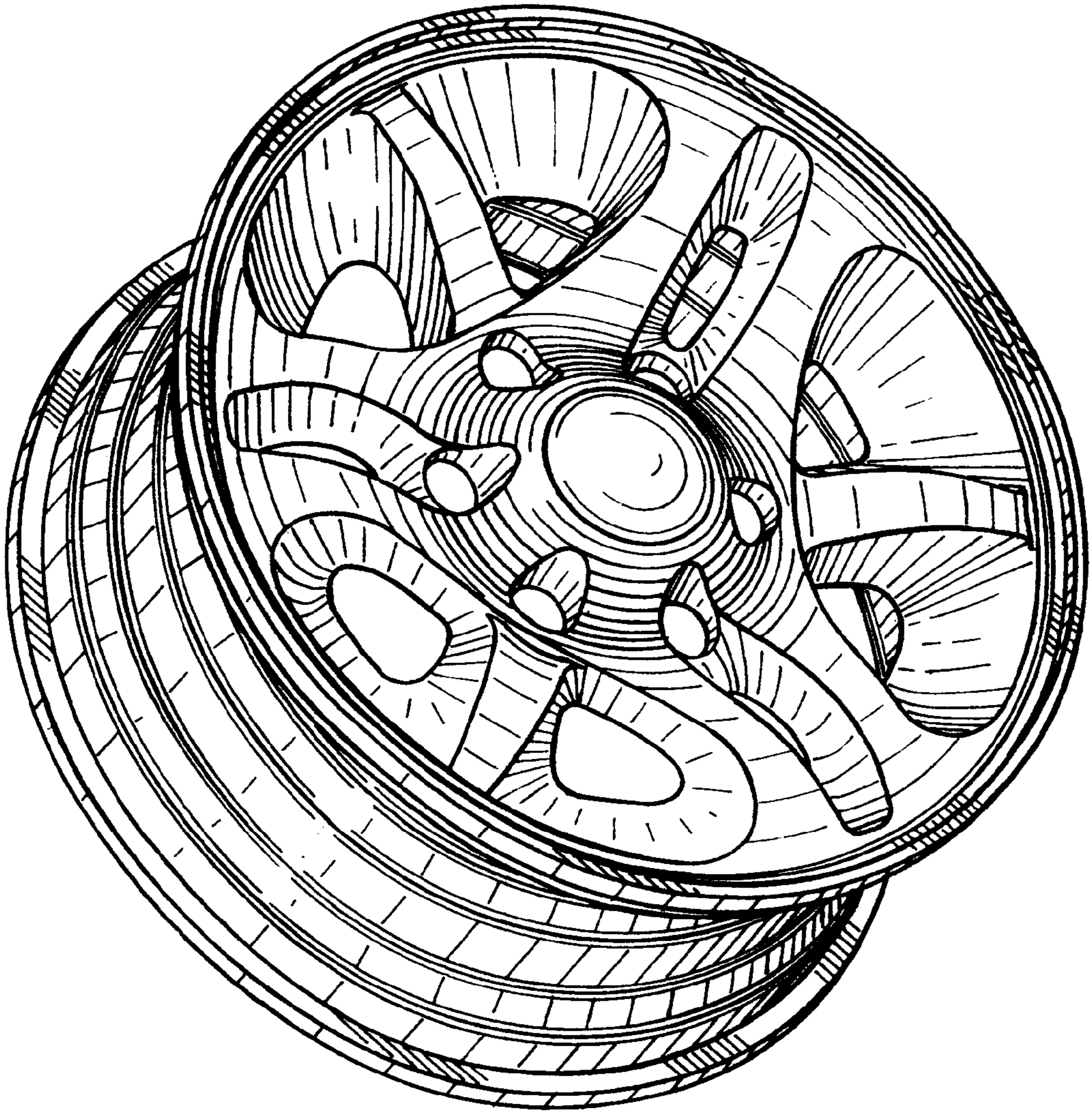
*Fig. 1*



*Fig. 2*



*Fig. 3*



*Fig. 4*