



US00D444754S

(12) **United States Design Patent**  
**Storer**

(10) **Patent No.:** **US D444,754 S**

(45) **Date of Patent:** **\*\* Jul. 10, 2001**

(54) **REAR VEHICULAR STEP**

(76) Inventor: **Ron D. Storer**, 2097 Batavia St.,  
Orange, CA (US) 92865

(\*\*) Term: **14 Years**

(21) Appl. No.: **29/132,894**

(22) Filed: **Nov. 17, 2000**

(51) **LOC (7) Cl.** ..... **12-16**

(52) **U.S. Cl.** ..... **D12/203**

(58) **Field of Search** ..... D12/203, 190,  
D12/400; 280/163, 164.1, 153.5, 848, 169;  
182/90-92; D25/62-63, 69; 428/81-82;  
238/14

D. 415,727 \* 10/1999 Jeffries ..... D12/203  
D. 428,591 \* 7/2000 Jeffries ..... D12/203  
D. 434,711 \* 12/2000 McQuiston ..... D12/203  
D. 436,336 \* 1/2001 Sadr ..... D12/203  
6,050,579 \* 4/2000 Selland et al. .... 280/163

\* cited by examiner

*Primary Examiner*—Stacia Cadmus

(74) *Attorney, Agent, or Firm*—Stetina Brunda Garred &  
Brucker

(57) **CLAIM**

The ornamental design for a rear vehicular step, as shown  
and described.

**DESCRIPTION**

FIG. 1 is a top perspective view of the rear vehicular step of  
the present invention showing my new design, with the  
phantom lines depicting solely environmental structure and  
forming no part of the claimed design;

FIG. 2 is an enlarged top perspective view of the rear  
vehicular step of the present invention;

FIG. 3 is a top plan view thereof;

FIG. 4 is a front elevational view thereof; and,

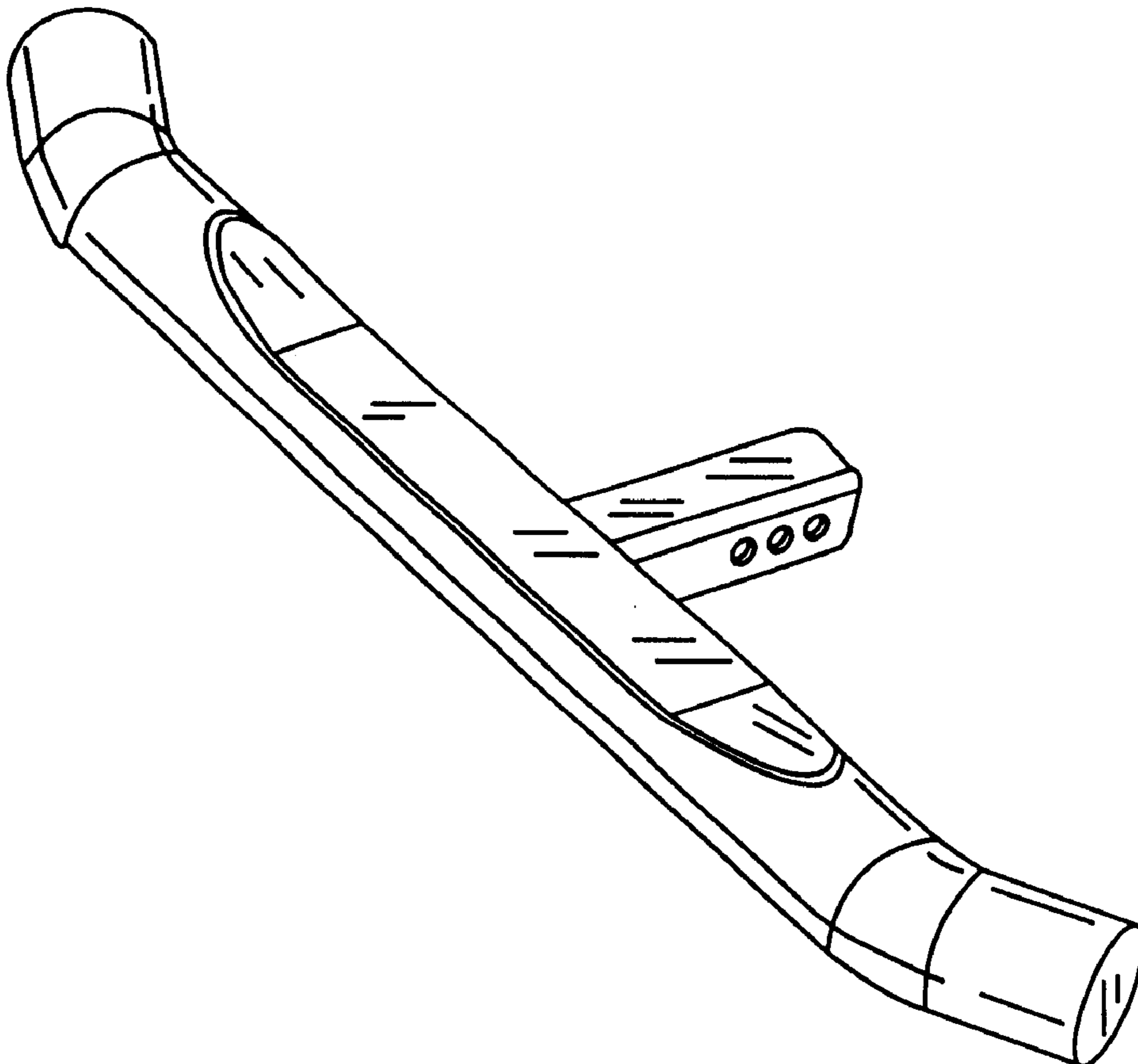
FIG. 5 is a side elevational view thereof.

(56) **References Cited**

**U.S. PATENT DOCUMENTS**

D. 276,716 \* 12/1984 Dignan ..... D12/203  
D. 296,431 \* 6/1988 Yont ..... D12/203  
D. 315,134 \* 3/1991 Springer ..... D12/203  
D. 320,592 \* 10/1991 Straka ..... D12/203  
D. 330,536 \* 10/1992 Holloway et al. .... D12/203  
D. 361,319 \* 8/1995 Orth, Sr. et al. .... D12/203  
D. 370,452 \* 6/1996 Beasley ..... D12/203  
D. 381,948 \* 8/1997 Schult ..... D12/203

**1 Claim, 1 Drawing Sheet**



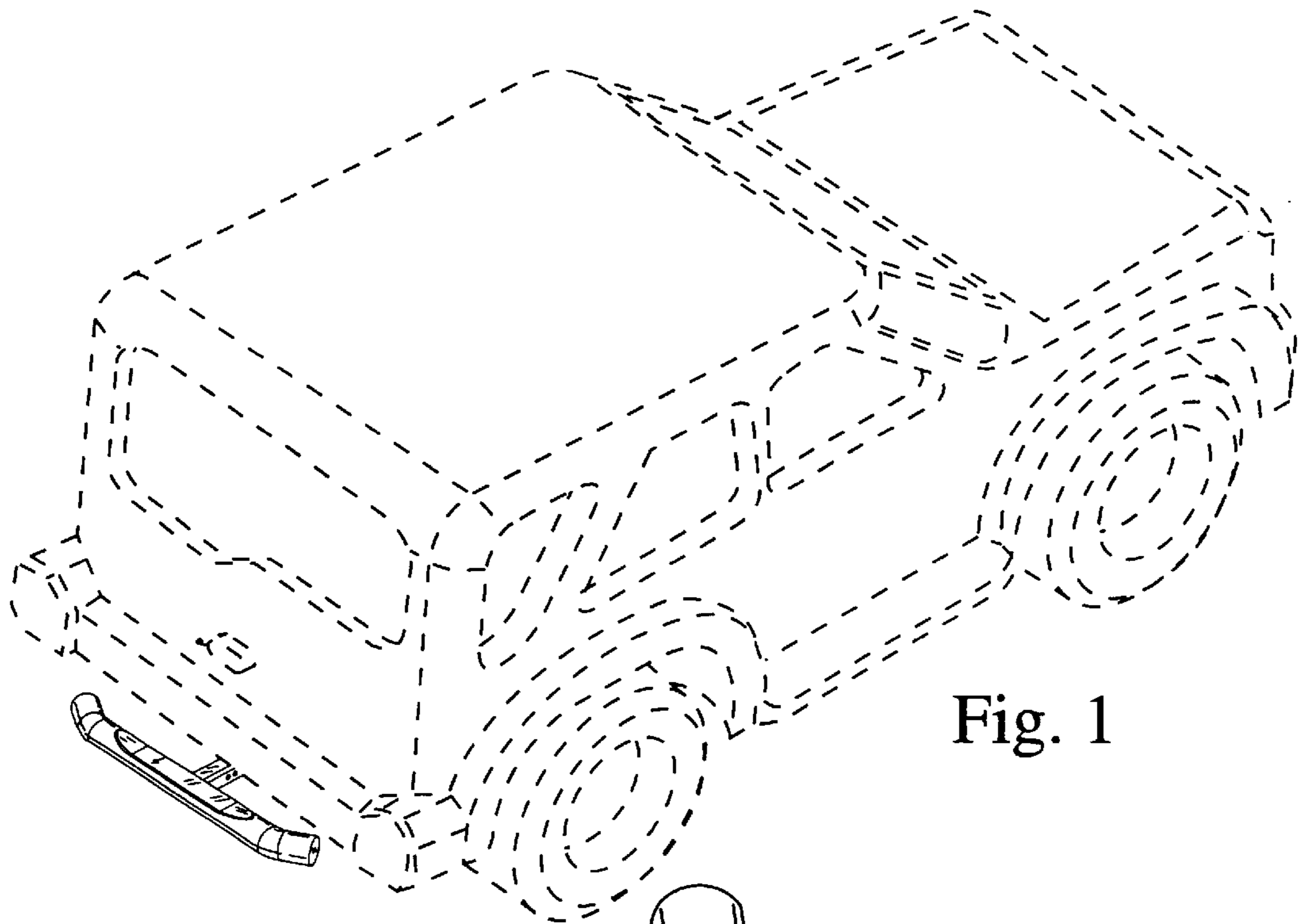


Fig. 1

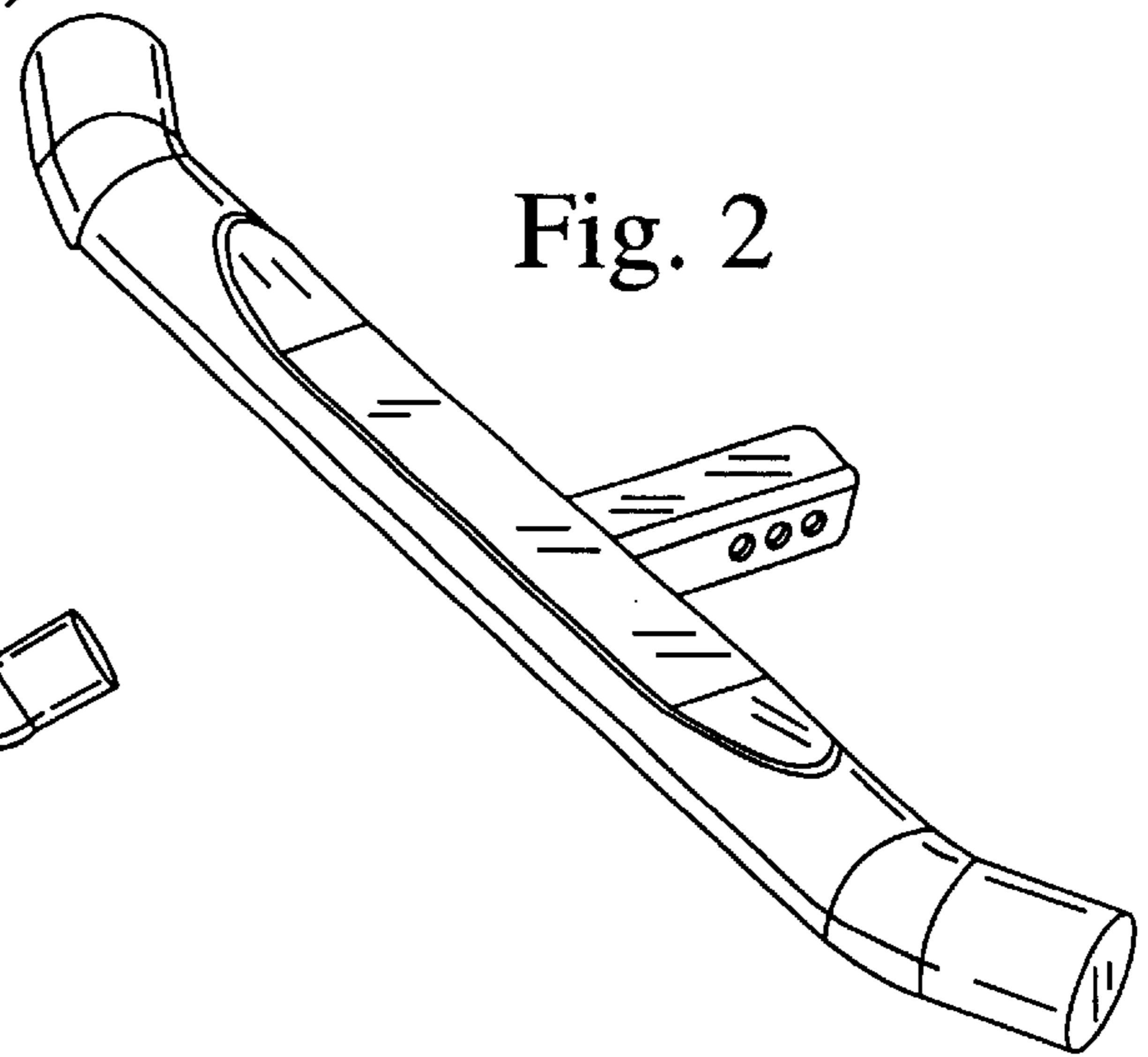


Fig. 2

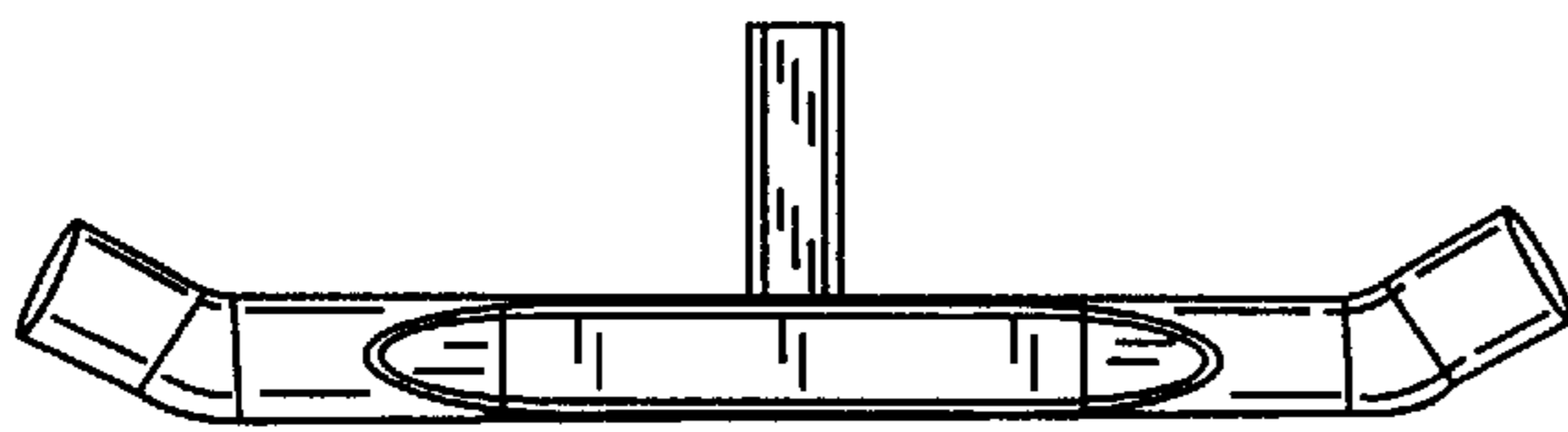


Fig. 3



Fig. 4

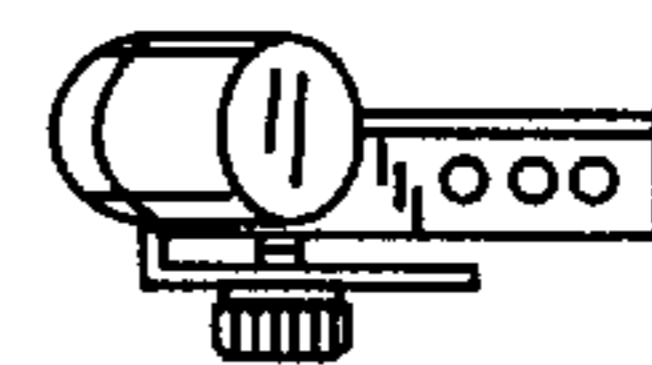


Fig. 5