



US00D444744S

(12) **United States Design Patent**  
**Heinen**

(10) **Patent No.:** **US D444,744 S**

(45) **Date of Patent:** **\*\* Jul. 10, 2001**

(54) **TIRE TREAD**

4,815,512 3/1989 Gerresheim et al. .... 152/209 R

(75) Inventor: **Richard Heinen**, Habay-la-Neuve (BE)

**OTHER PUBLICATIONS**

(73) Assignee: **The Goodyear Tire & Rubber Company**, Akron, OH (US)

Hankook Ventus H101 Tire, Modern Tire Dealer, rear cover, Jan. 1999.\*

(\*\*) Term: **14 Years**

Remington XT-120Z Tire, Modern Tire Dealer, p. 48, May 1999.\*

(21) Appl. No.: **29/134,316**

\* cited by examiner

(22) Filed: **Dec. 19, 2000**

*Primary Examiner*—Robert M. Spear

(51) **LOC (7) Cl.** ..... **12-15**

(74) *Attorney, Agent, or Firm*—David E Wheeler; T P Lewandowski

(52) **U.S. Cl.** ..... **D12/147**

(57) **CLAIM**

(58) **Field of Search** ..... D12/134-152;  
152/209.1, 209.3, 209.9, 209.16, 209.18,  
209.25, 209.27, 902

The ornamental design for a tire tread, as shown and described.

(56) **References Cited**

**DESCRIPTION**

**U.S. PATENT DOCUMENTS**

D. 92,417	6/1934	Miller .	
D. 281,408	11/1985	Graas .....	D12/147
D. 301,133	5/1989	Tsuda et al. ....	D12/145
D. 303,363	9/1989	Graas .....	D12/147
D. 333,453	2/1993	Cook et al. ....	D12/147
D. 350,507	9/1994	Helluin .....	D12/141
D. 360,856	8/1995	Himuro et al. ....	D12/146
D. 372,891	8/1996	McKisson .....	D12/146
D. 377,635	1/1997	Numata .....	D12/147
D. 389,788 *	1/1998	Galante et al. ....	D12/146
D. 416,839 *	11/1999	Heinen et al. ....	D12/147
D. 426,501	6/2000	Heinen et al. ....	D12/147

FIG. 1 is a perspective view of a tire tread showing our new design, it being understood that the pattern repeats uniformly throughout the circumference of the tread;

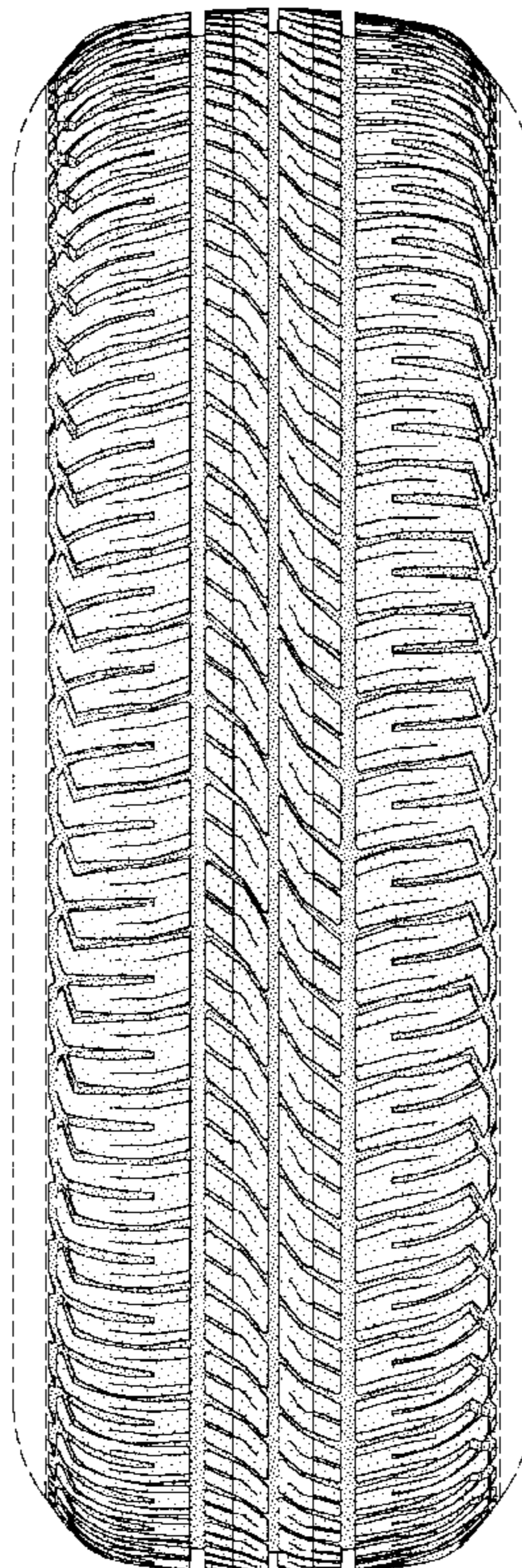
FIG. 2 is a front elevational view thereof;

FIG. 3 is a side elevational view thereof, the opposite side elevational view being identical thereto; and,

FIG. 4 is an enlarged fragmentary perspective view.

In the drawings, the broken lines defining the inner bead of the sidewall and the peripheral boundary between the tire tread and the sidewall are for illustrative purposes only and form no part of the claimed design.

**1 Claim, 4 Drawing Sheets**



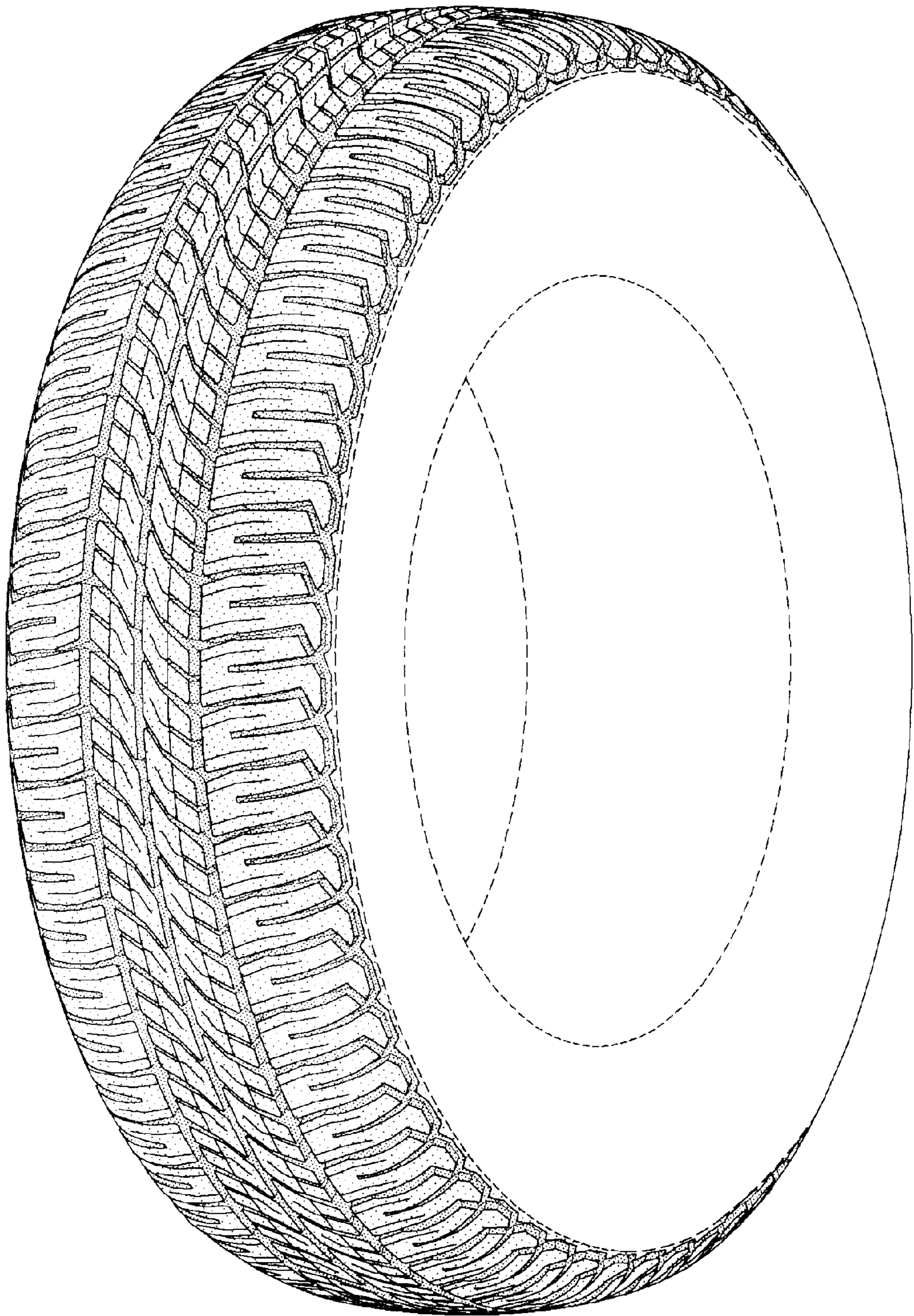


FIG-1

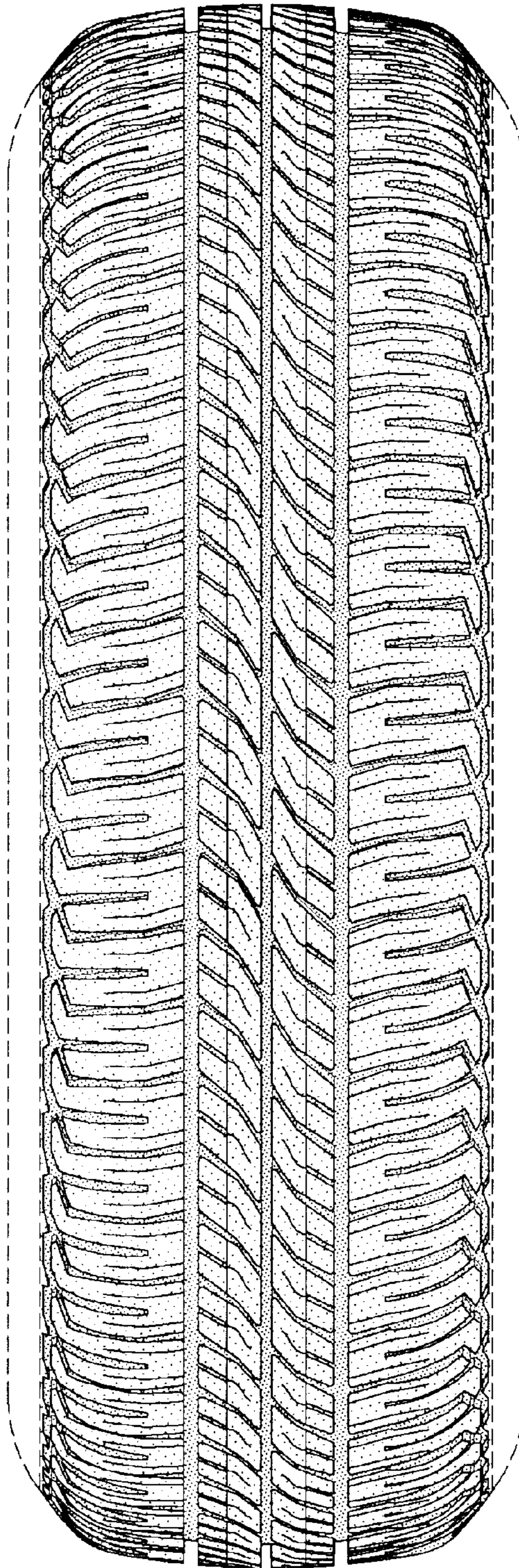


FIG-2

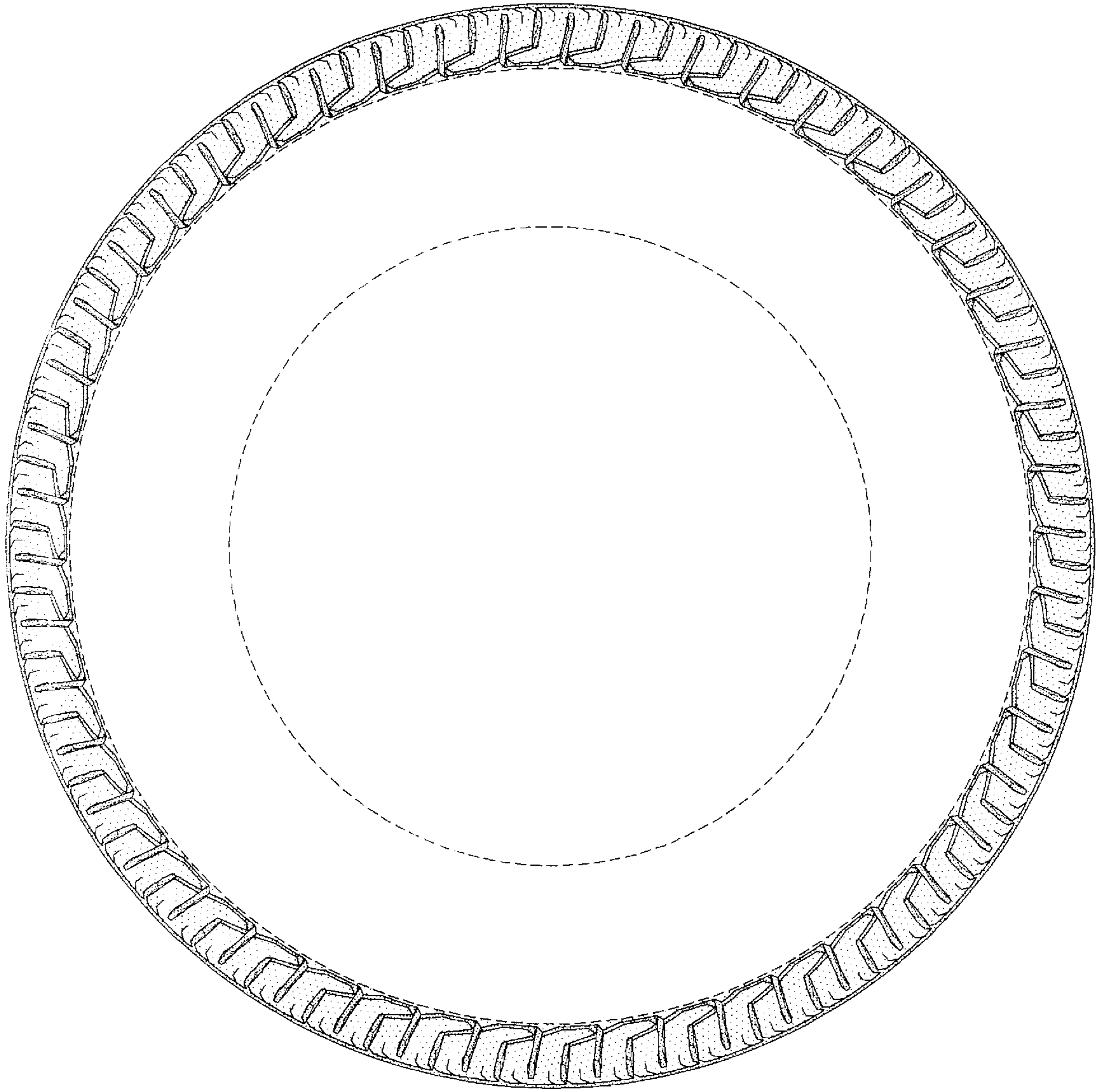


FIG-3

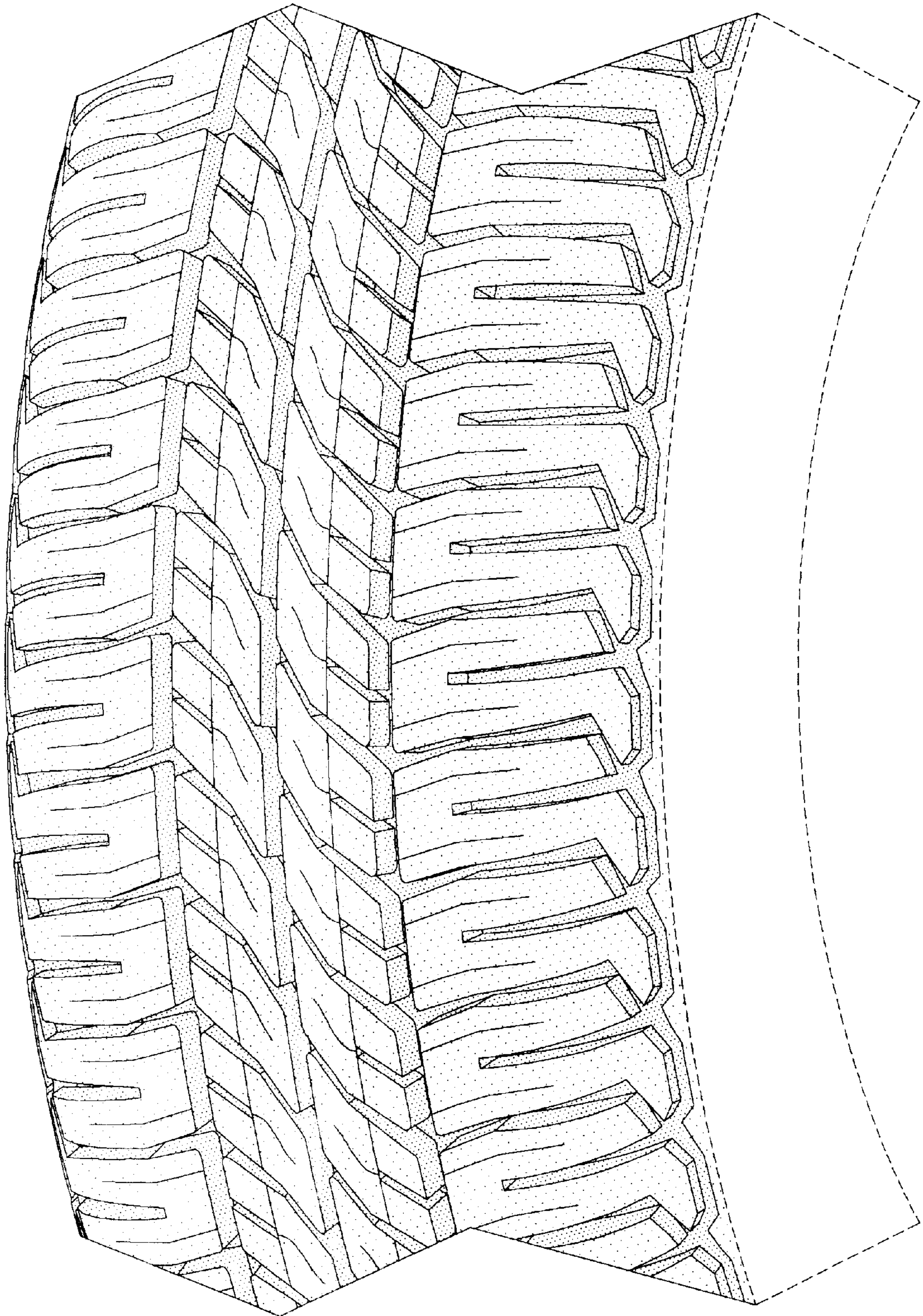


FIG-4