



US00D444742S

(12) **United States Design Patent**  
**Dunlap**

(10) **Patent No.:** **US D444,742 S**

(45) **Date of Patent:** **\*\* Jul. 10, 2001**

(54) **TIRE TREAD**

(75) Inventor: **Edward Lynn Dunlap**, Copley, OH (US)

(73) Assignee: **Michelin Recherche et Technique S.A.** (CH)

(\*\*) Term: **14 Years**

(21) Appl. No.: **29/119,884**

(22) Filed: **Mar. 9, 2000**

(51) **LOC (7) Cl.** ..... **12-15**

(52) **U.S. Cl.** ..... **D12/147; D12/137; D12/152**

(58) **Field of Search** ..... **D12/134-152;**  
**152/209.1, 209.3, 209.8, 209.9, 209.12,**  
**209.13, 209.22, 209.25, 902**

(56) **References Cited**

**U.S. PATENT DOCUMENTS**

- D. 287,706 \* 1/1987 Takeuchi ..... D12/146
- D. 323,310 \* 1/1992 Nakatani ..... D12/146
- D. 419,503 \* 1/2000 Hitzky et al. .... D12/147
- 4,982,775 \* 1/1991 Matsumoto ..... 152/209.8

**OTHER PUBLICATIONS**

- Cavalier A/T and Sport LT Tires, Tread Design Guide, p. 84. 3/5 & 4/2, Jan. 1999.\*
- Cooper Discoverer Radial LT Tire, Tread Design Guide, p. 86. 2/5, Jan. 1999.\*
- Dick Cepek Radial M-C II Tire, Tread Design Guide, p. 90. 4/2, Jan. 1999.\*
- Dunlop Radial Mud Rover Tire, Tread Design Guide, p. 91. 2/5, Jan. 1999.\*
- BFGoodrich Radial Mud-Terrain T/A Tire, Tread Design Guide, p. 96. 1/5, Jan. 1999.\*
- Mastercraft Courser OTD Radial LT Tire, Tread Design Guide, p. 106. 1/1, Jan. 1999.\*

- Tread Design Guide, 1991, p. 107. DUNLOP Radial Lug Rover (RV).
- Tread Design Guide, 1996, p. 80, ACADEMY Widetrack Lug XT.
- Tread Design Guide, 1997, p. 101, HOOD Mud King XT.
- Tread Design Guide, 1999, p. 82, BRIDGESTONE Dueler M/T.
- Tread Design Guide, 1999, p. 83, BRIGADIER Sidewinder Radial MT.
- Tread Design Guide, 1999. p. 87, CORDOVAN Wild Spirit RadialRVT.
- Tread Design Guide, 1999, p. 119, SUMITOMO Serengeti Radial M/T.
- Tread Design Guide, 1999, p. 107, MICHELIN XPS Traction.

\* cited by examiner

*Primary Examiner*—Robert M. Spear

(74) *Attorney, Agent, or Firm*—Martin Farrell; Alan A. Csontos; Robert R. Reed

(57) **CLAIM**

The ornamental design for a tire tread, as shown and described.

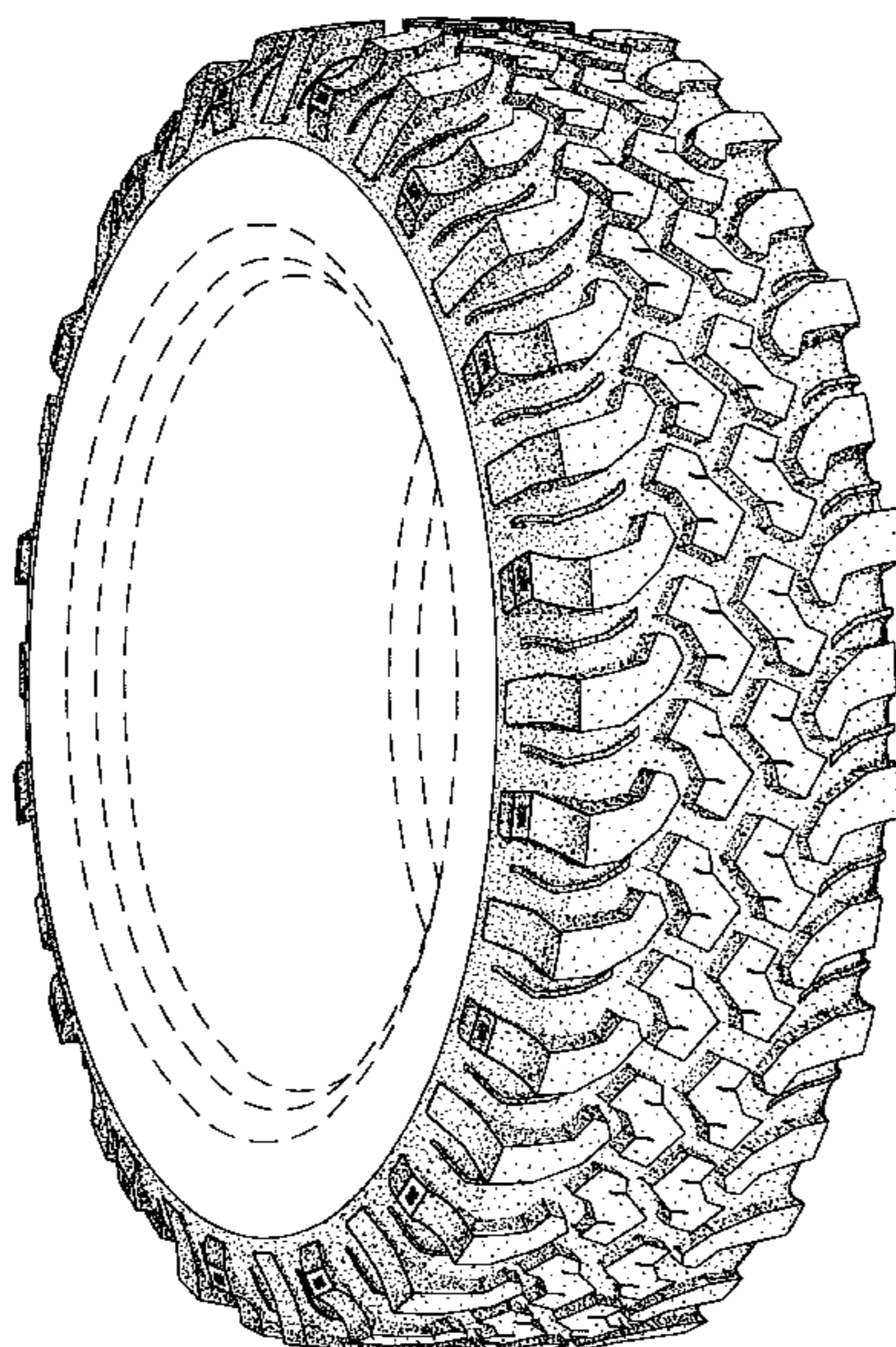
**DESCRIPTION**

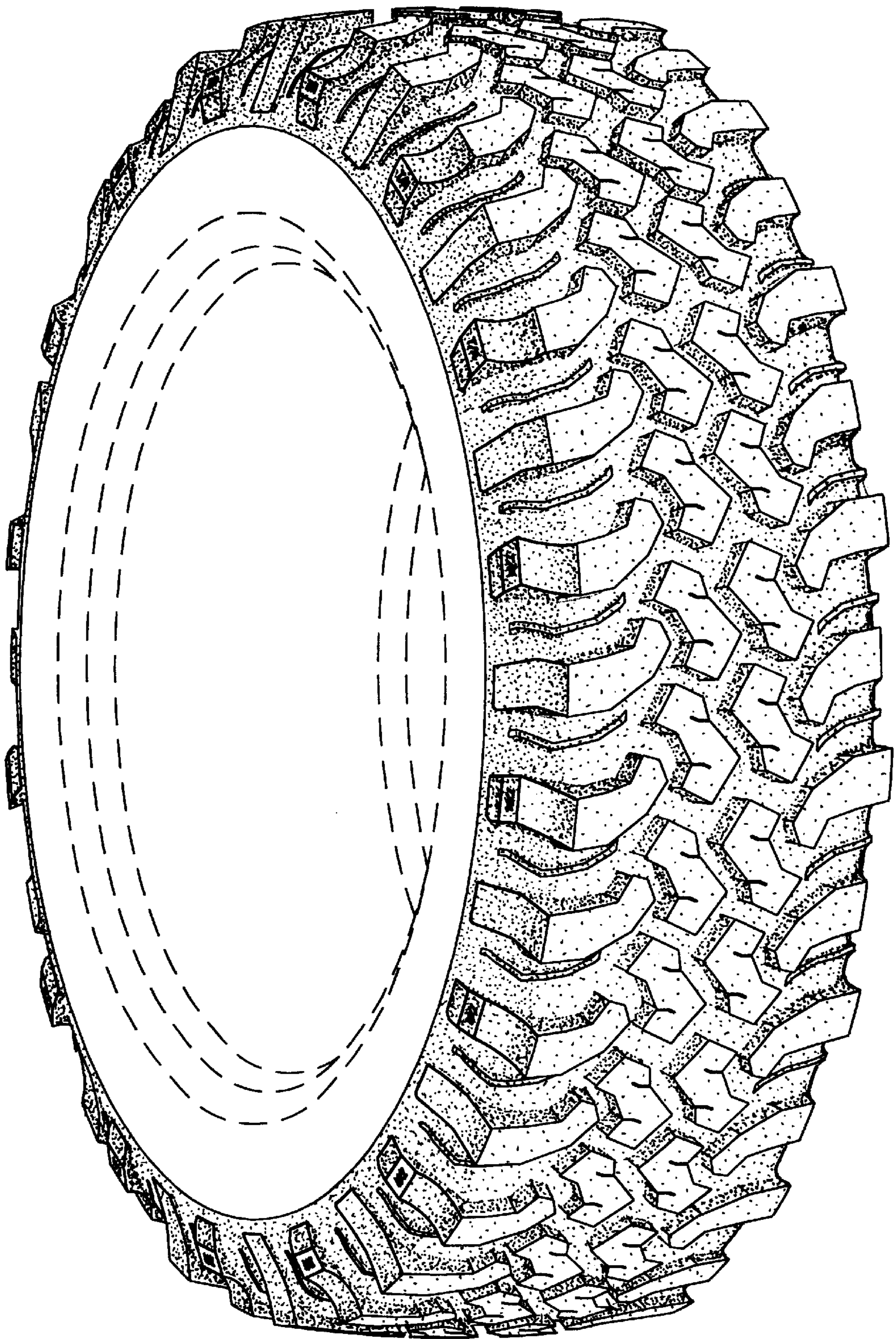
FIG. 1 is a perspective view of a tire tread showing my new design, it being understood that the tread pattern repeats uniformly throughout the outer surface and shoulder circumference of the tire tread, the opposite side perspective view being identical thereof; and,

FIG. 2 is a enlarged fragmentary front elevation view of the tire tread thereof.


The broken line disclosure of a tire sidewall and inner bead is for illustrative purposes only and forms no part of the claimed design.

**1 Claim, 2 Drawing Sheets**





*Fig. 1*



*Fig. 2*