



US00D444741S

(12) **United States Design Patent**
Williams

(10) **Patent No.:** **US D444,741 S**

(45) **Date of Patent:** **** Jul. 10, 2001**

(54) **TIRE TREAD**

(75) Inventor: **Ellen MacDonald Williams**, Greer, SC (US)

(73) Assignee: **Michelin Recherche et Technique S.A.** (CH)

(**) Term: **14 Years**

(21) Appl. No.: **29/118,390**

(22) Filed: **Feb. 8, 2000**

(51) **LOC (7) Cl.** **12-15**

(52) **U.S. Cl.** **D12/147**

(58) **Field of Search** D12/134-152;
152/209.1, 209.9, 209.18, 209.27

(56) **References Cited**

U.S. PATENT DOCUMENTS

D. 354,028	1/1995	Hutz	D12/146	
D. 368,451	*	4/1996	Wallet et al.	D12/147
D. 383,422	*	9/1997	Kunos et al.	D12/147
D. 392,226		3/1998	Howald et al.	D12/141
D. 394,622	*	5/1998	Guspodin et al.	D12/147
D. 412,144	*	7/1999	Demagall et al.	D12/146
D. 412,470	*	8/1999	Downey	D12/141

OTHER PUBLICATIONS

Avon CR338 Tire, Tread Design Guide, p. 13. 2/2, Jan. 1999.*

Goodyear Conquest GA Tire, Tread Design Guide, p. 35. 3/1, Jan. 1999.*

Hankook Radial 885 Tire, Tread Design Guide, p. 39. 1/5, Jan. 1999.*

Center Tire Illustration, Yokohama Tire Ad, Tire Review Magazine, p. 19, May 1999.*

Tread Design Guide, 1992, p. 19, BRIDGESTONE Turanza H.

Tread Design Guide, 1997, p. 26, DURALON Vertex IV.

Tread Design Guide, 1997, p. 51, Michelin Energy MXV4.

Tread Design Guide, 1997, p. 51, MICHELIN MX4.

Tread Design Guide, 1998, p. 65, SEARS Michelin Weatherwise.

Tread Design Guide, 1999, p. 37, GT TIRE USA Champiro-60.

* cited by examiner

Primary Examiner—Robert M. Spear

(74) *Attorney, Agent, or Firm*—Martin Farrell; Alan A. Csonotos; Robert R. Reed

(57) **CLAIM**

The ornamental design for a tire tread, as shown and described.

DESCRIPTION

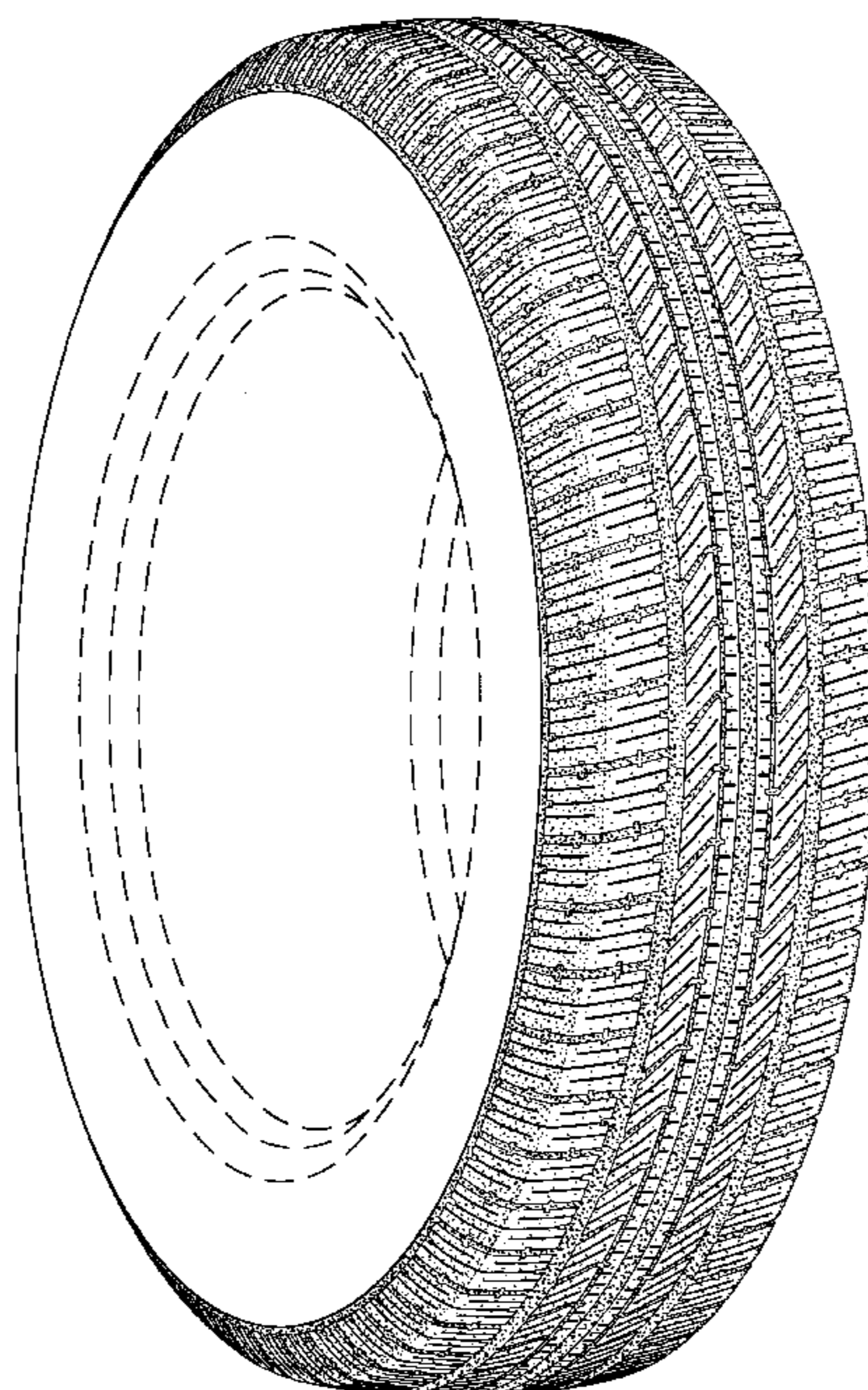
FIG. 1 is a perspective view of a tire tread showing my new design, it being understood that the tread pattern repeats uniformly throughout the outer surface and shoulder circumference of the tire tread, the opposite side perspective view being identical thereto; and,

FIG. 2 is a enlarged fragmentary front elevation view of the tire tread thereof.

The broken line disclosure of a tire sidewall and inner bead is for illustrative purposes only and forms no part of the claimed design.

In the drawings, the dark stippled surface shading represents the recessed portion of the tread grooves, having a depth as best shown along the central right edge of FIG. 1.

1 Claim, 2 Drawing Sheets



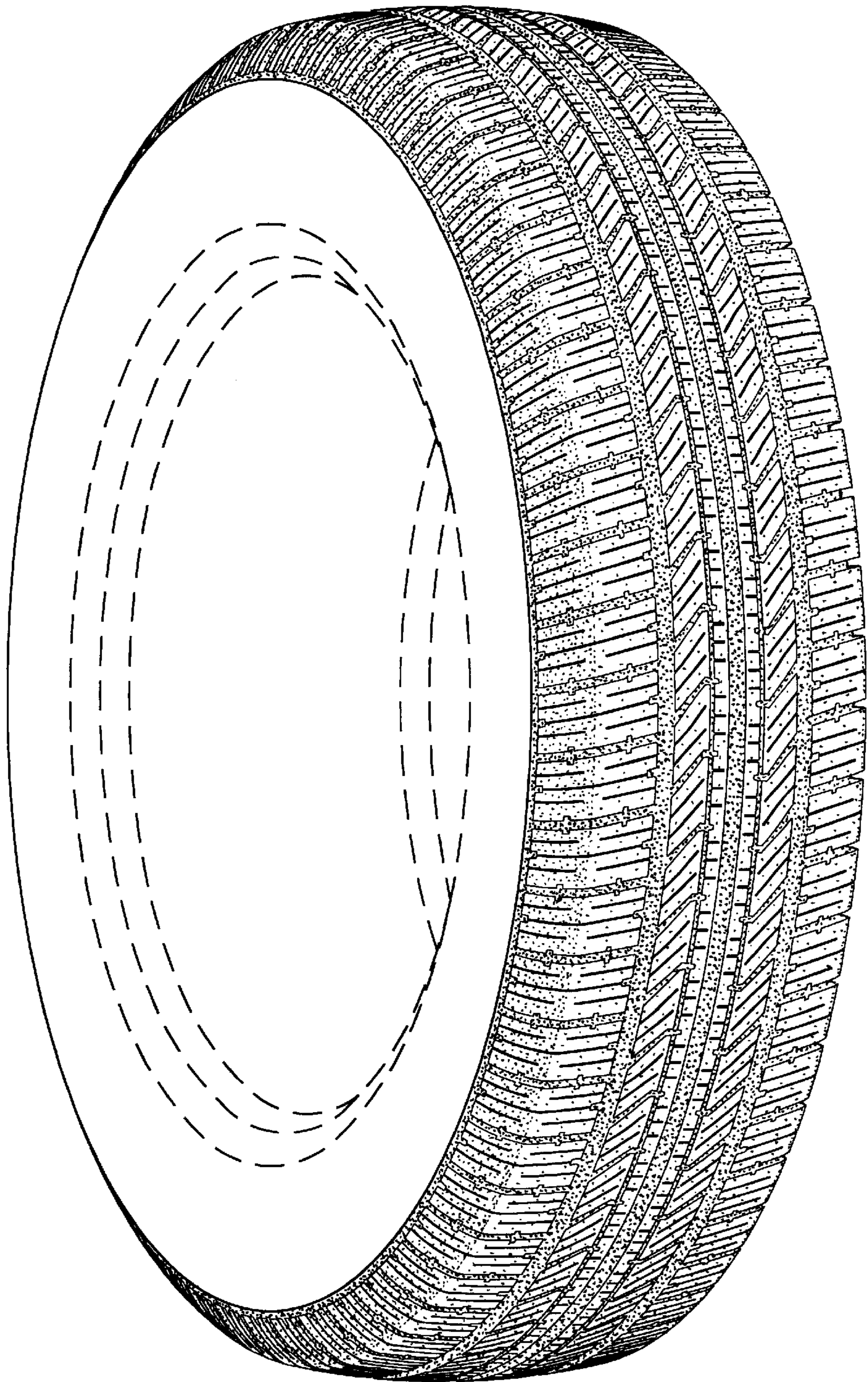


Fig. 1

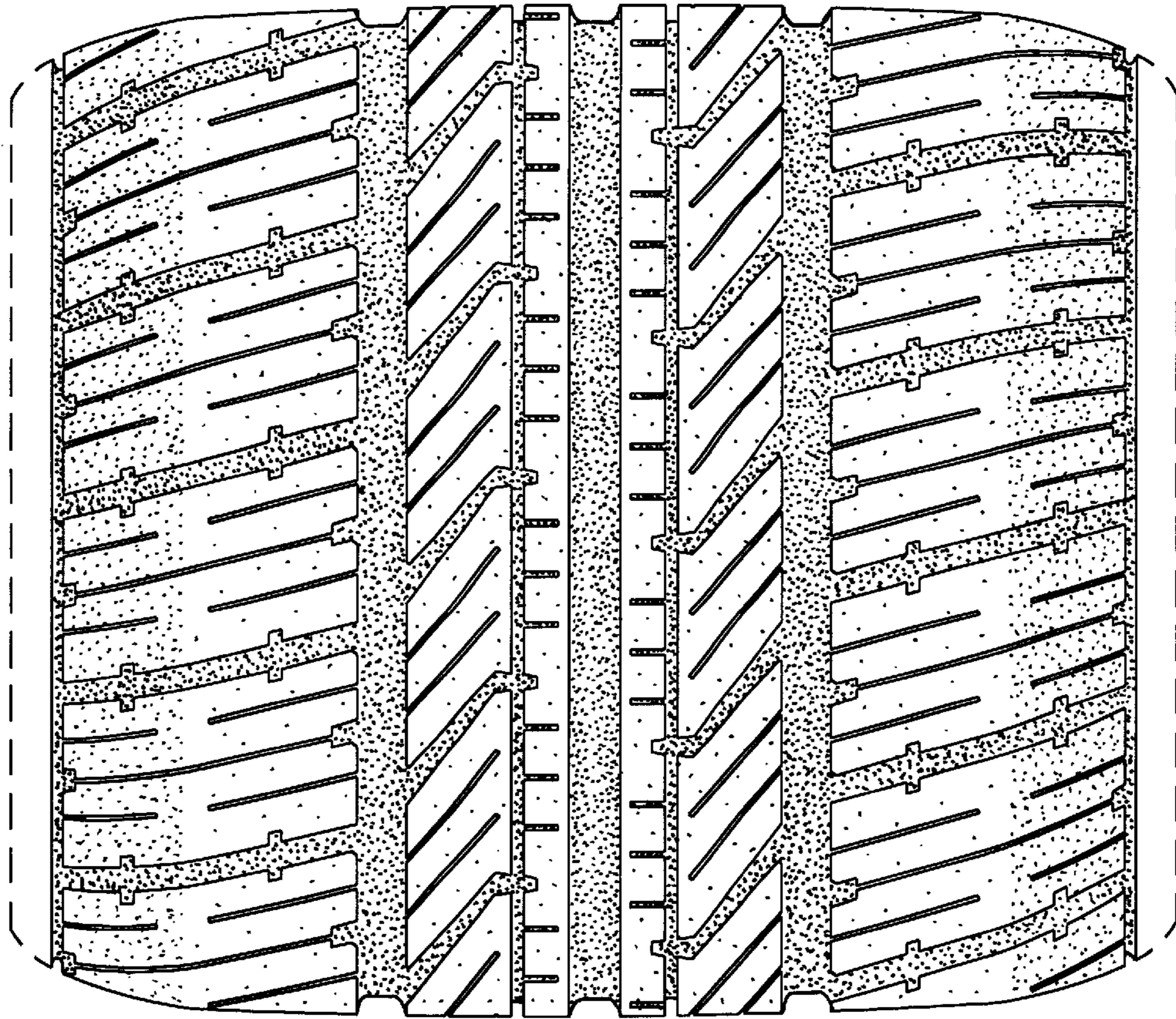


Fig. 2