



US00D444740S

(12) **United States Design Patent**
Le et al.

(10) **Patent No.: US D444,740 S**

(45) **Date of Patent: ** Jul. 10, 2001**

(54) **TIRE TREAD**

(75) Inventors: **Phuoc Thuan Le**, Attent; **Jacques Collette**, Bastogne, both of (BE)

(73) Assignee: **The Goodyear Tire & Rubber Company**, Akron, OH (US)

(**) Term: **14 Years**

(21) Appl. No.: **29/133,027**

(22) Filed: **Nov. 20, 2000**

(51) **LOC (7) Cl.** **12-15**

(52) **U.S. Cl.** **D12/146**

(58) **Field of Search** D12/134-152;
152/209.1, 209.3, 209.9, 209.16, 209.18,
209.25, 209.27, 902

(56) **References Cited**

U.S. PATENT DOCUMENTS

D. 239,765	*	5/1976	Yahagi et al.	D12/142
D. 288,079		2/1987	Takehara	D12/146
D. 288,190		2/1987	Hayakawa	D12/147
D. 290,105		6/1987	Nagumo et al.	D12/146
D. 291,429		8/1987	Messer	D12/147
D. 294,815		3/1988	Nagayasu	D12/147
D. 308,188		5/1990	Hinrichsen et al.	D12/146
D. 309,884		8/1990	Kitagawa	D12/146
D. 312,603		12/1990	Yarborough	D12/146
D. 323,310		1/1992	Nakatani	D12/146
D. 323,311		1/1992	Yamashita	D12/148
D. 325,012		3/1992	Covert et al.	D12/147
D. 325,014		3/1992	Galante et al.	D12/47
D. 326,071		5/1992	Enoki et al.	D12/146
D. 326,075		5/1992	Covert et al.	D12/147
D. 328,477		8/1992	Goergen et al.	D12/143
D. 334,363		3/1993	Grenie	D12/147
D. 334,368		3/1993	White	D12/147
D. 334,372		3/1993	Grenie	D12/147
D. 336,065		6/1993	Patel	D12/143
D. 336,453		6/1993	Patel	D12/146
D. 338,178		8/1993	Yamashita	D12/141
D. 338,435		8/1993	Yamashita	D12/141
D. 339,775		9/1993	Himuro et al.	D12/147

D. 340,891	11/1993	Patel	D12/147
D. 347,605	6/1994	Loser	D12/146
D. 365,791	1/1996	Brown et al.	D12/146
D. 373,749	9/1996	Sugimoto	D12/147

(List continued on next page.)

FOREIGN PATENT DOCUMENTS

21022-00	2/1991	(BX)	12/15
----------	--------	------	-------	-------

OTHER PUBLICATIONS

Denman Coyote Tire, Modern Tire Dealer Magazine, p. 29, Feb. 1999.*

Ohtsu BI-837 Tire, Modern Tire Dealer Magazine, p. 55, Jun. 1999.*

Cooper Discoverer A/T Tire, Modern Tire Dealer Magazine, p. 79, Jul. 1999.*

Chaparral A/P Tire, Tire Review Magazine, p. 24, Jun. 1999.*

Primary Examiner—Robert M. Spear

(74) *Attorney, Agent, or Firm*—David E Wheeler; T P Lewandowski

(57) **CLAIM**

The ornamental Design for a tire tread, as shown and described.

DESCRIPTION

FIG. 1 is a perspective view of a tire tread showing our new design, it being understood that the pattern repeats uniformly throughout the circumference of the tread;

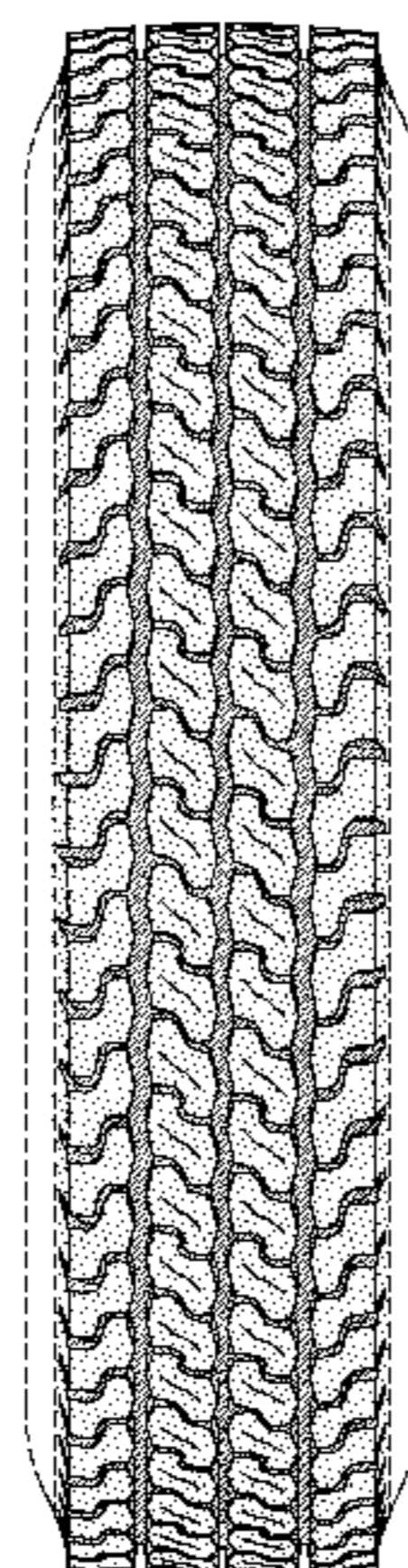
FIG. 2 is a front elevational view thereof;

FIG. 3 is a side elevational view thereof, the opposite side elevational view being identical thereto; and,

FIG. 4 is an enlarged fragmentary perspective view.

In the drawings, the broken lines defining the inner bead of the sidewall and the peripheral boundary between the tire tread and the sidewall are for illustrative purposes only and form no part of the claimed design.

1 Claim, 4 Drawing Sheets



US D444,740 S

Page 2

U.S. PATENT DOCUMENTS						
			4,649,975	3/1987	Kogure et al.	152/209 R
			4,723,584	2/1988	Yamaguchi et al.	152/209 R
			4,765,384	8/1988	Rohde	152/209 R
			5,287,905	2/1994	Caretta et al.	152/209 R
			5,361,814	11/1994	Covert et al.	152/209 A
			5,361,815	11/1994	Loser et al.	152/209 R
			5,415,215	5/1995	Covert et al.	152/209 A
			5,458,173	10/1995	Yamashita	152/209 R
			5,524,686	6/1996	Takada et al.	152/209 R
			5,560,791	10/1996	Kajita	152/209 R
			5,580,404	12/1996	Hitzky	152/209 R
			5,658,404	8/1997	Brown et al.	152/209 A
			6,000,451	12/1999	Takada	152/209.19
D. 383,713	9/1997	Grosskopf				
D. 384,611	10/1997	Harden, Jr.				
D. 388,369	12/1997	Harden, Jr.				
D. 397,652	9/1998	Le et al.				
D. 398,566	9/1998	Marquet et al.				
D. 409,122	5/1999	Kemp, Jr. et al.				
D. 418,091	12/1999	Slutz				
D. 420,949	2/2000	Poling				
D. 420,951	2/2000	Cai				
D. 423,995	5/2000	Gillard et al.				
D. 425,457	5/2000	Gillard et al.				
4,230,512	10/1980	Makino et al.				152/209 R
4,416,317	11/1983	Caretta				152/209 R
4,567,929	2/1986	Els et al.				152/209 R

* cited by examiner

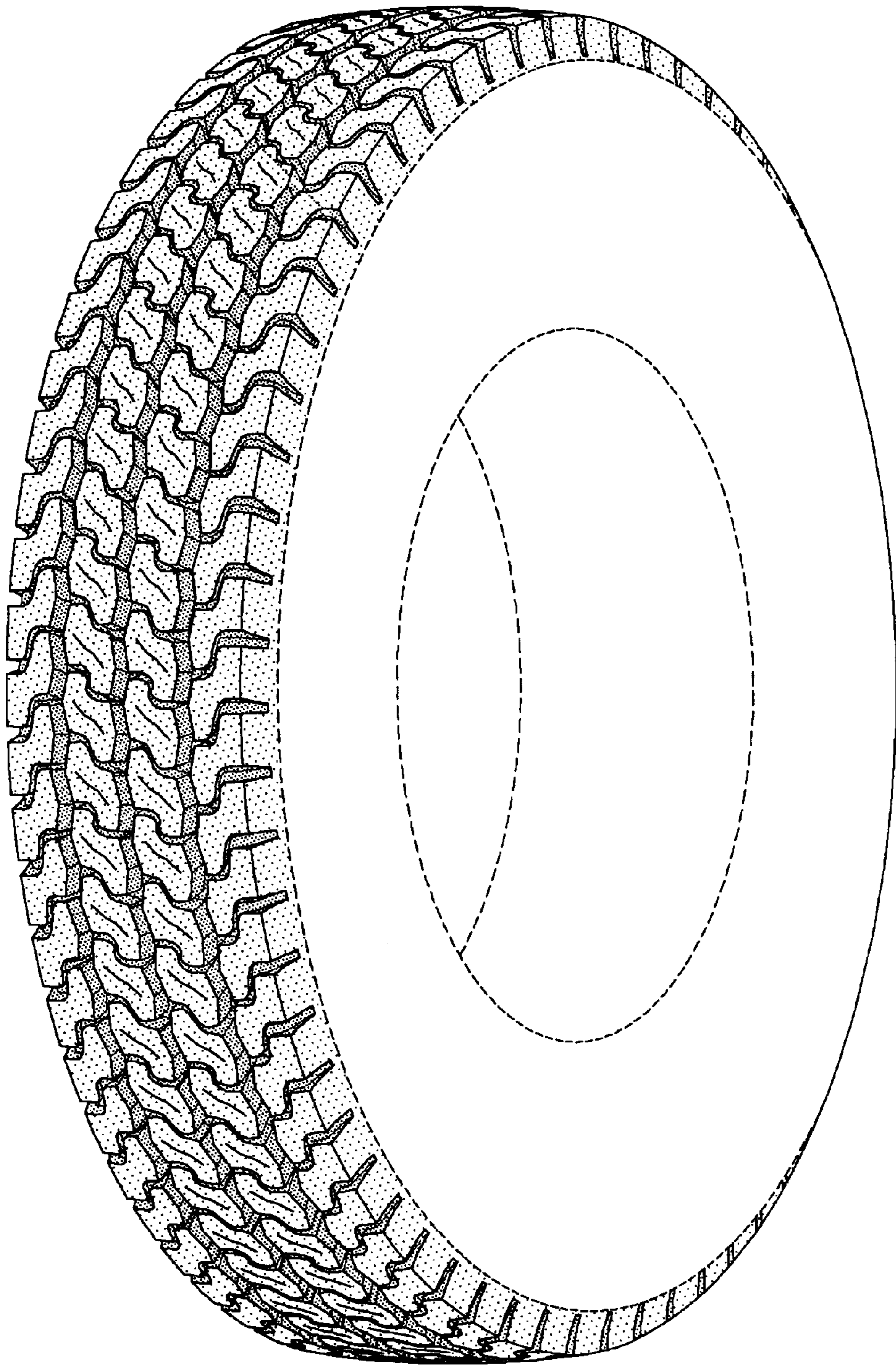


FIG-1

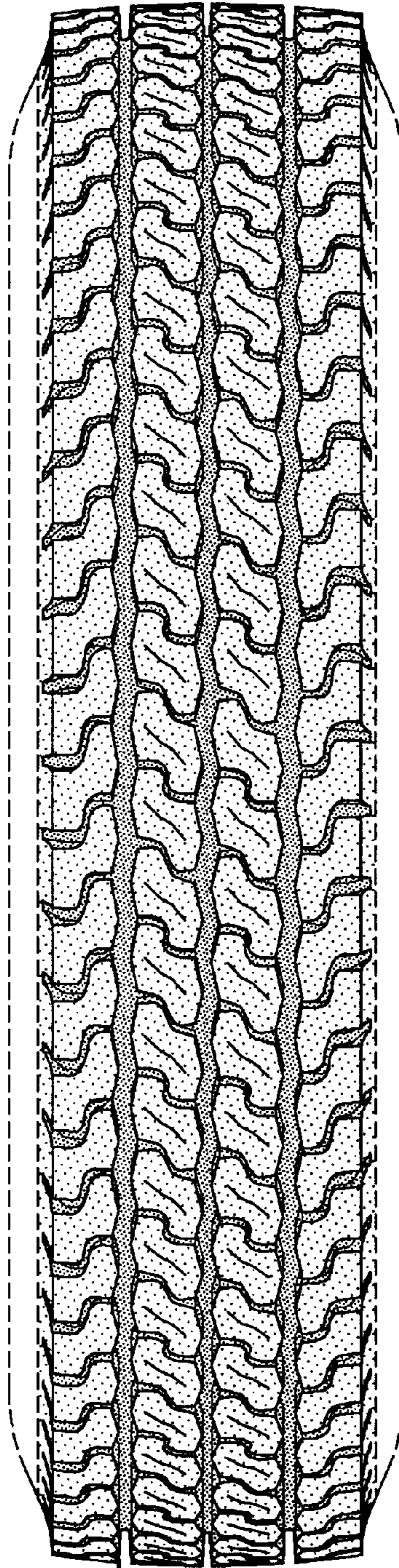


FIG-2

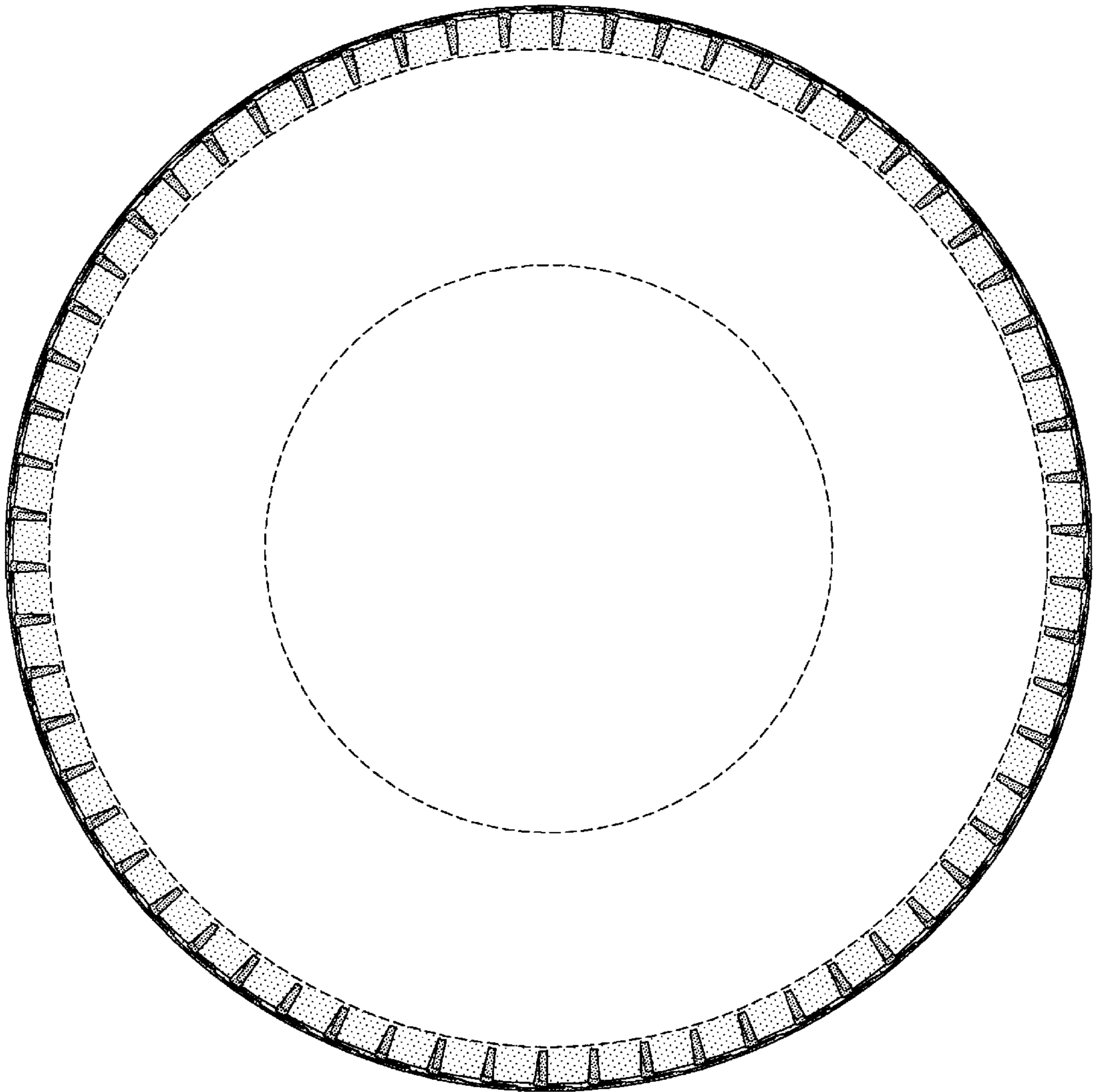


FIG-3

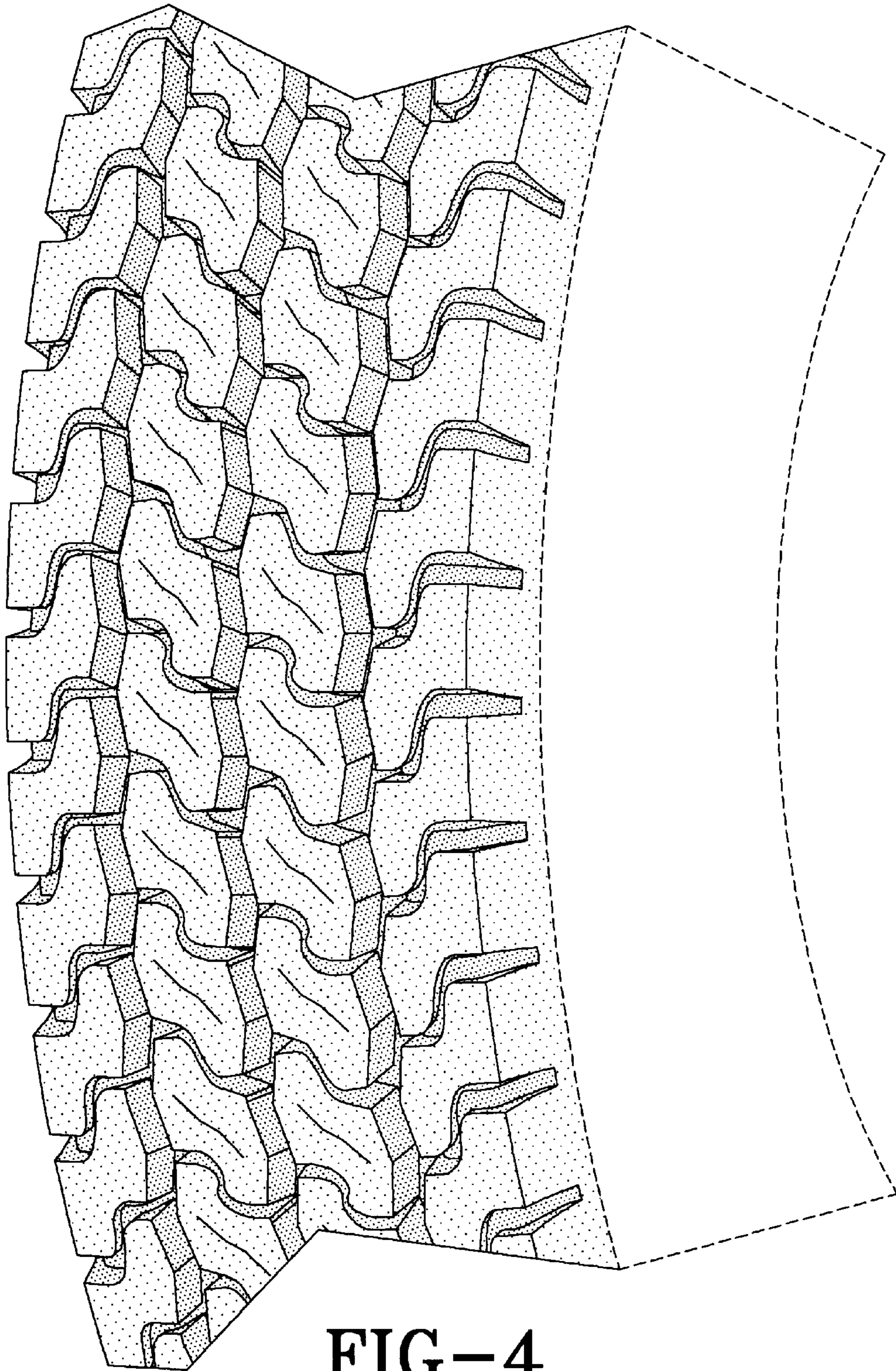


FIG-4