



US00D444735S

(12) **United States Design Patent**
Ratnayake

(10) **Patent No.:** **US D444,735 S**

(45) **Date of Patent:** **** Jul. 10, 2001**

(54) **RUBBERIZED COIR MOULDED POT
SPECIALLY DESIGNED FOR MECHANICAL
HANDLING**

D. 331,549 * 12/1992 Embree D11/153
D. 405,387 * 2/1999 Masello D11/152
4,418,883 * 12/1983 Cohen 248/312.1

(75) **Inventor:** **J. P. Ratnayake, Jayanthi Para (LK)**

(73) **Assignee:** **Toyo Cushion Lanka (Pvt) Limited,
Kotugoda (LK)**

(**) **Term:** **14 Years**

(21) **Appl. No.:** **29/117,252**

(22) **Filed:** **Jan. 20, 2000**

(30) **Foreign Application Priority Data**

Jul. 30, 1999 (LK) 5567

(51) **LOC (7) Cl.** **11-02**

(52) **U.S. Cl.** **D11/153**

(58) **Field of Search** D6/143, 145, 148,
D6/152, 153, 154; D7/584; 47/65.5, 67,
69, 71, 73, 41.01; 206/423; 248/27.8, 312.1;
215/228; 220/521, 801

(56) **References Cited**

U.S. PATENT DOCUMENTS

D. 324,005 * 2/1992 Grosfillex D11/152

FOREIGN PATENT DOCUMENTS

5509 5/1999 (LK) .
5565 7/1999 (LK) .
5571 8/1999 (LK) .

* cited by examiner

Primary Examiner—Doris V. Coles

Assistant Examiner—Mimosa De

(74) *Attorney, Agent, or Firm*—Lawrence E. Apolzon, Esq.;
Fross, Zelnick, Lehrman & Zissu, P.C.

(57) **CLAIM**

The ornamental design for a rubberized coir moulded pot specially designed for mechanical handling, as shown and described.

DESCRIPTION

FIG. 1 is a top plan view;


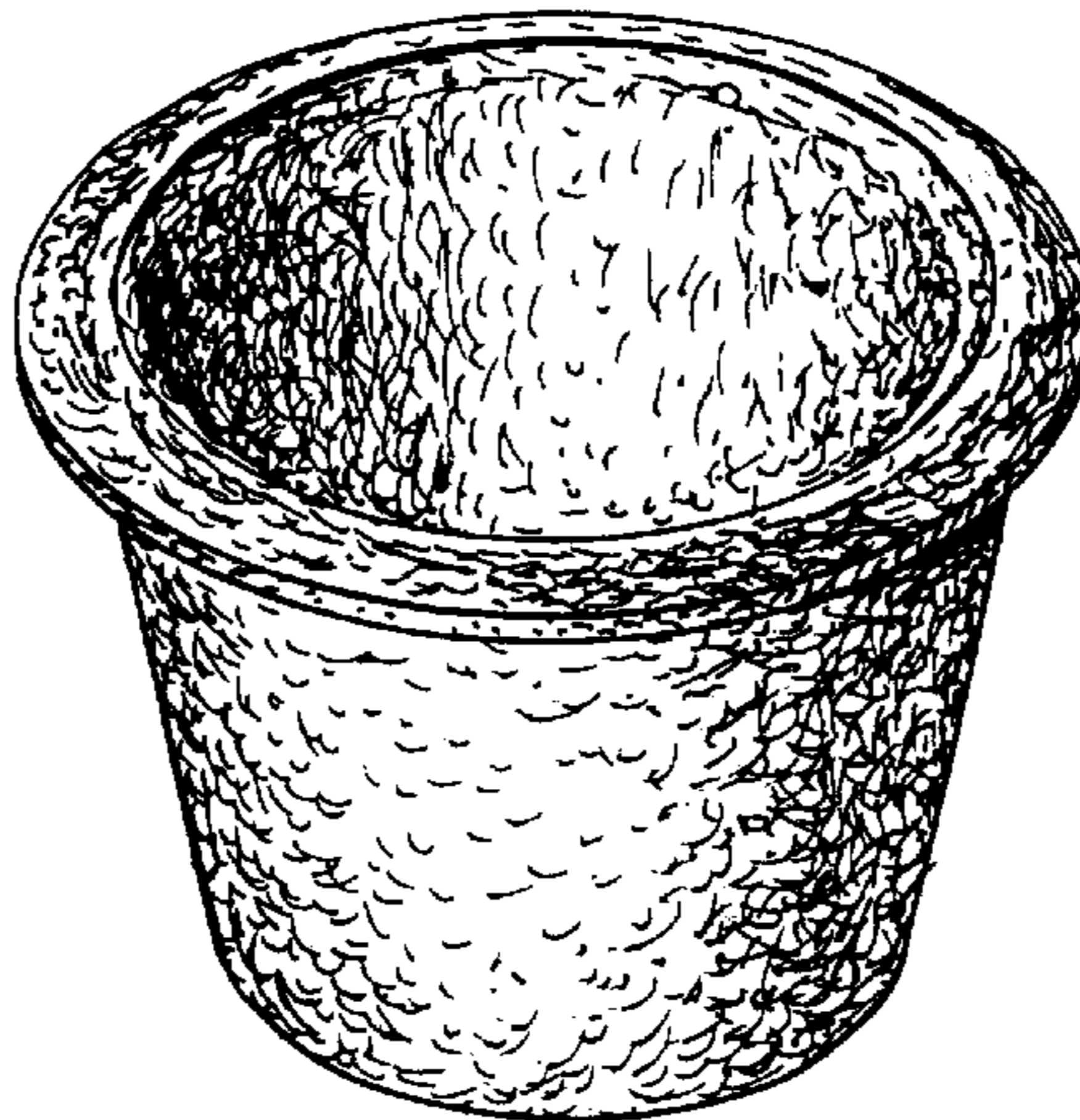
FIG. 2 is a perspective view;

FIG. 3 is a side view;

FIG. 4 is a sectional view through point 4—4 of FIG. 3; and,

FIG. 5 is a bottom view.

1 Claim, 1 Drawing Sheet



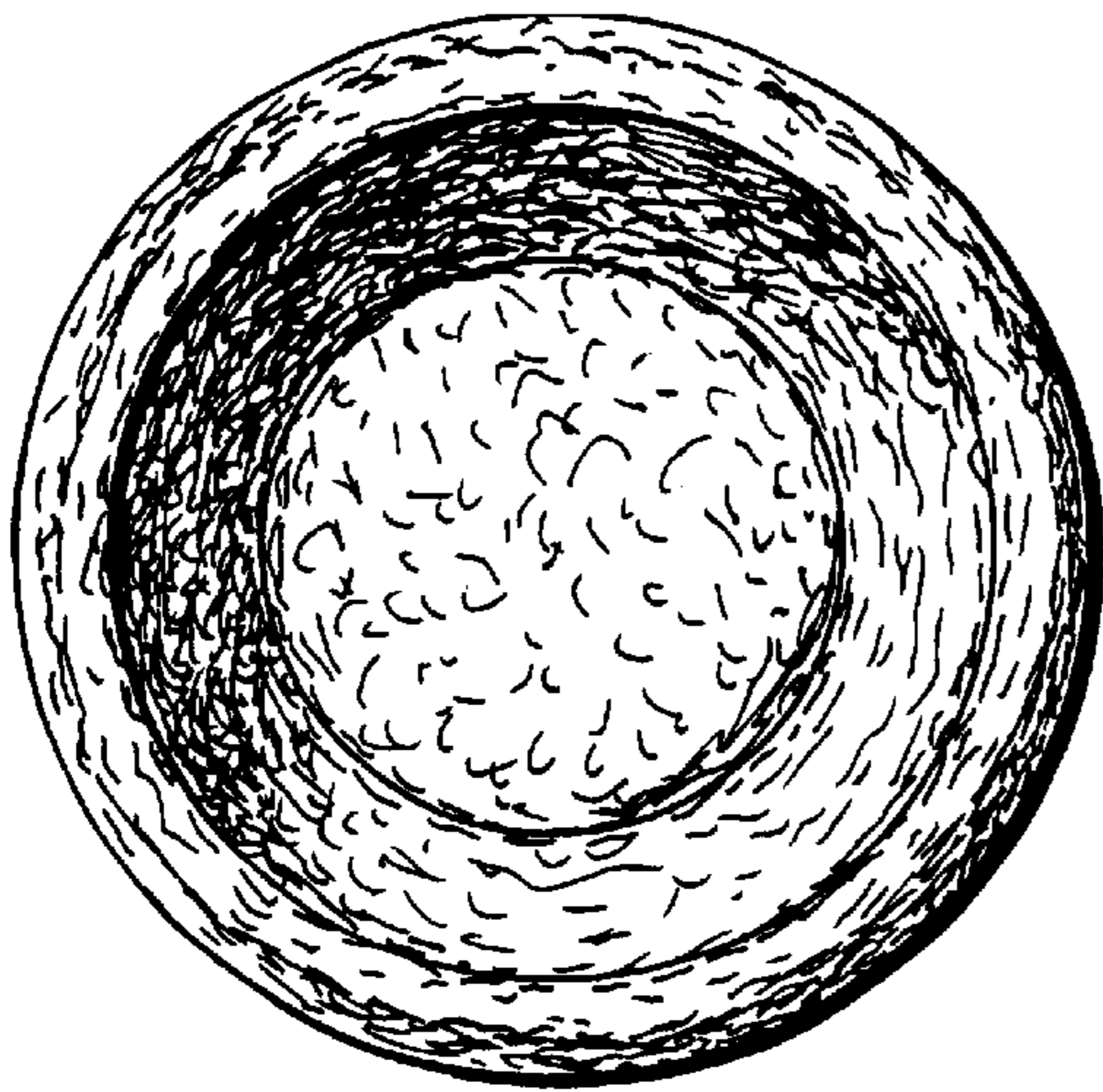


FIG. 1




FIG. 2

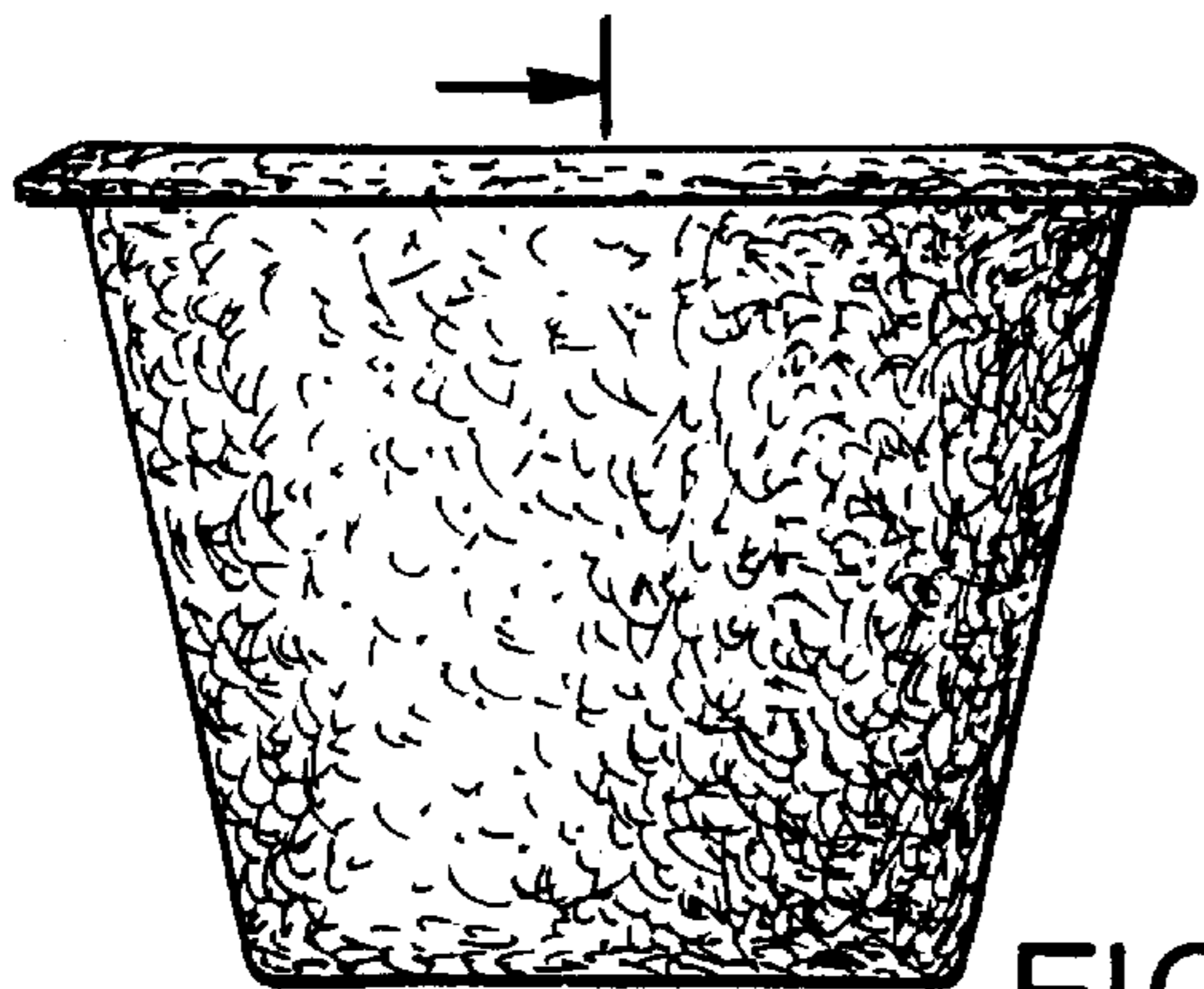


FIG. 3




FIG. 4

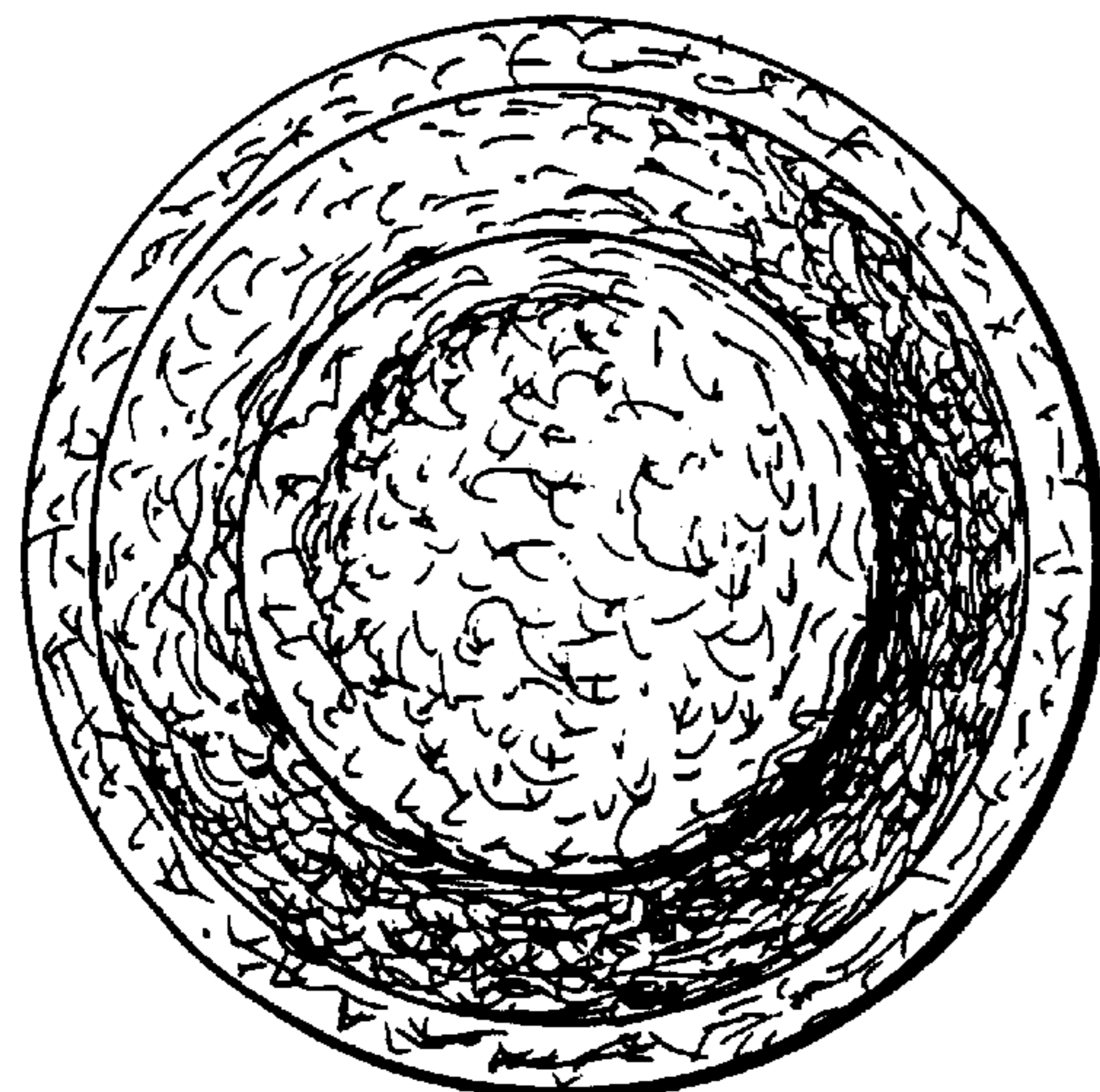


FIG. 5