



US00D444721S

(12) **United States Design Patent**  
**Campbell**

(10) **Patent No.:** **US D444,721 S**

(45) **Date of Patent:** **\*\* Jul. 10, 2001**

(54) **ELECTRICAL TEST PROBE PROBING HEAD**

(75) **Inventor:** **Julie A. Campbell**, Beaverton, OR (US)

(73) **Assignee:** **LeCroy Corporation**, Beaverton, OR (US)

(\*\*) **Term:** **14 Years**

(21) **Appl. No.:** **29/127,153**

(22) **Filed:** **Jul. 31, 2000**

(51) **LOC (7) Cl.** ..... **10-04**

(52) **U.S. Cl.** ..... **D10/80**

(58) **Field of Search** ..... D10/80, 78; 324/72.5, 324/761, 758, 756, 755, 158 P; 439/482

(56) **References Cited**

**U.S. PATENT DOCUMENTS**

D. 354,923 \* 1/1995 Nightingale ..... D10/80

\* cited by examiner

*Primary Examiner*—Antoine Duval Davis

(74) *Attorney, Agent, or Firm*—Miller Nash LLP

(57) **CLAIM**

The ornamental design for an electrical test probe probing head, as shown and described.

**DESCRIPTION**

FIG. 1 is a perspective view of an electrical test probe probing head with the probing head angled slightly away from the viewer showing the new design, wherein the broken line depictions of the cable and tip are included merely for illustrative purposes and form no part of the claimed design.

FIG. 2 is a perspective view of an electrical test probe probing head with the probing head angled slightly towards the viewer showing the new design, wherein the broken line depictions of the cable and tip are included merely for illustrative purposes and form no part of the claimed design.

FIG. 3 is a left side view of the electrical test probe probing head, the left right view being a mirror image thereof, wherein the broken line depictions of the cable and tip are included merely for illustrative purposes and forms no part of the claimed design.

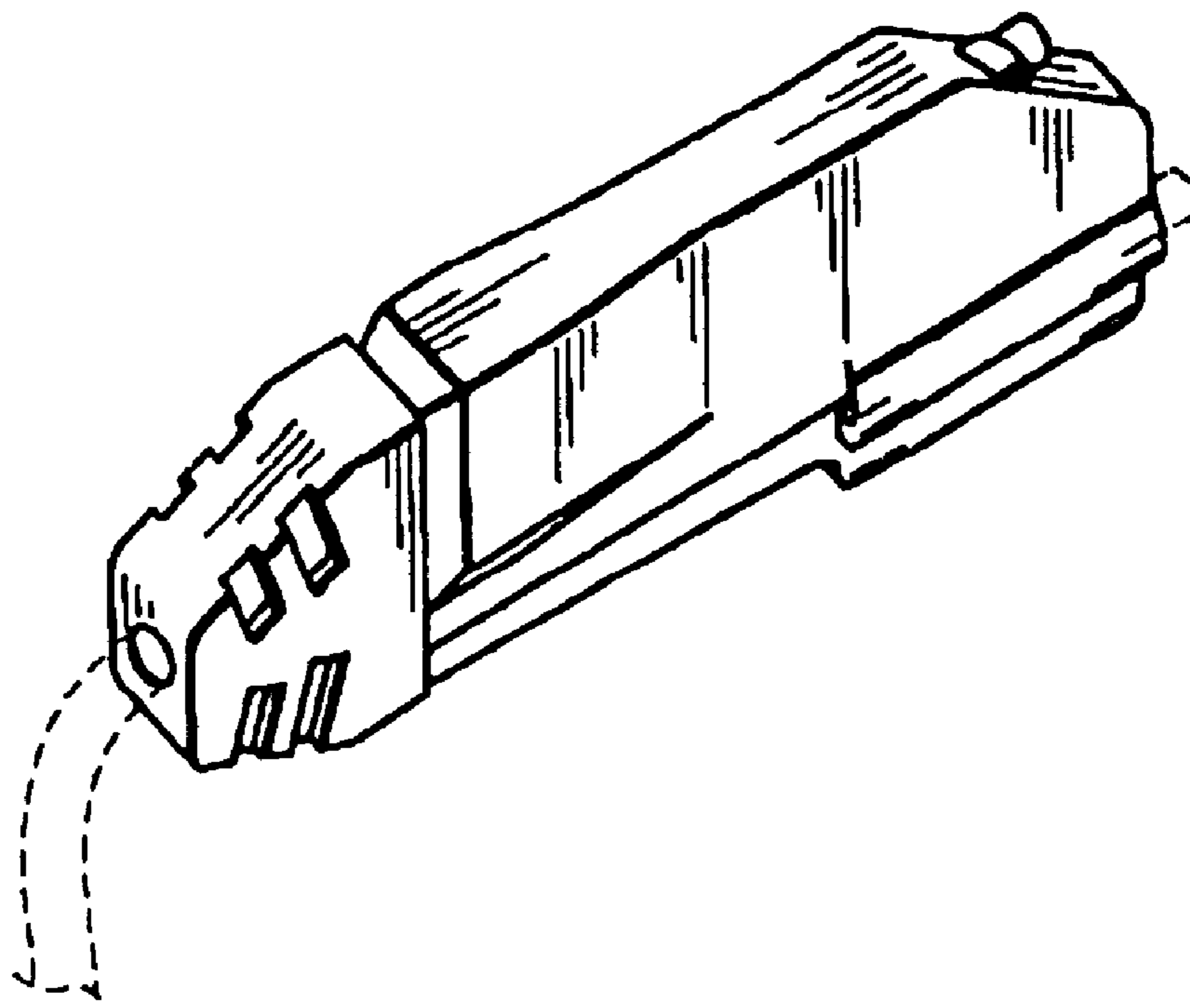
FIG. 4 is a top view of the electrical test probe probing head, wherein the broken line depictions of the cable and tip are included merely for illustrative purposes and forms no part of the claimed design.

FIG. 5 is a front view of the electrical test probe probing head, wherein the broken line depictions of the cable and tip are included merely for illustrative purposes and forms no part of the claimed design,

FIG. 6 is a back view of the electrical test probe probing head, wherein the broken line depictions of the cable and tip are included merely for illustrative purposes and forms no part of the claimed design; and,

FIG. 7 is a bottom view of the electrical test probe probing head, wherein the broken line depictions of the cable and tip are included merely for illustrative purposes and forms no part of the claimed design.

**1 Claim, 2 Drawing Sheets**



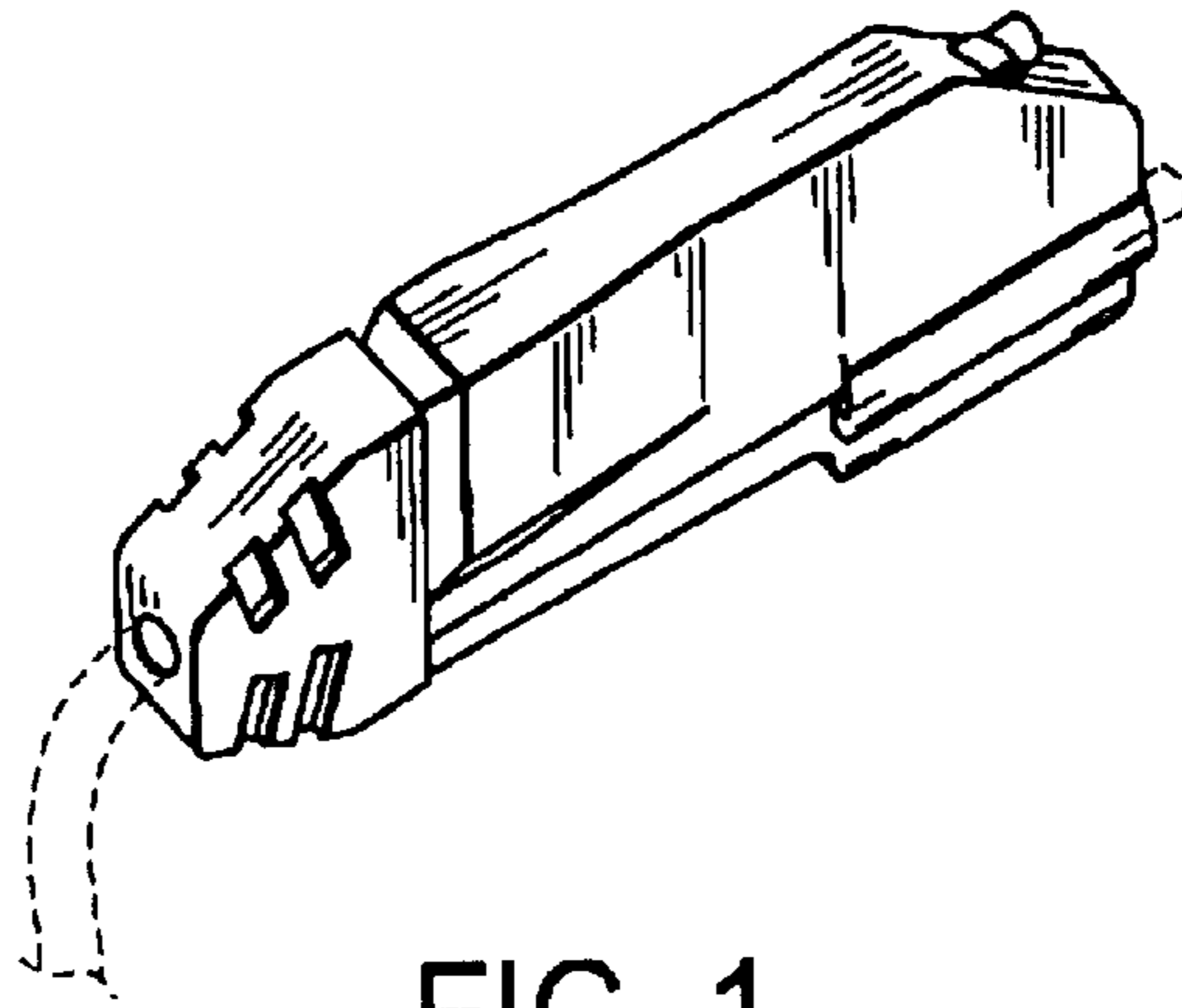


FIG. 1

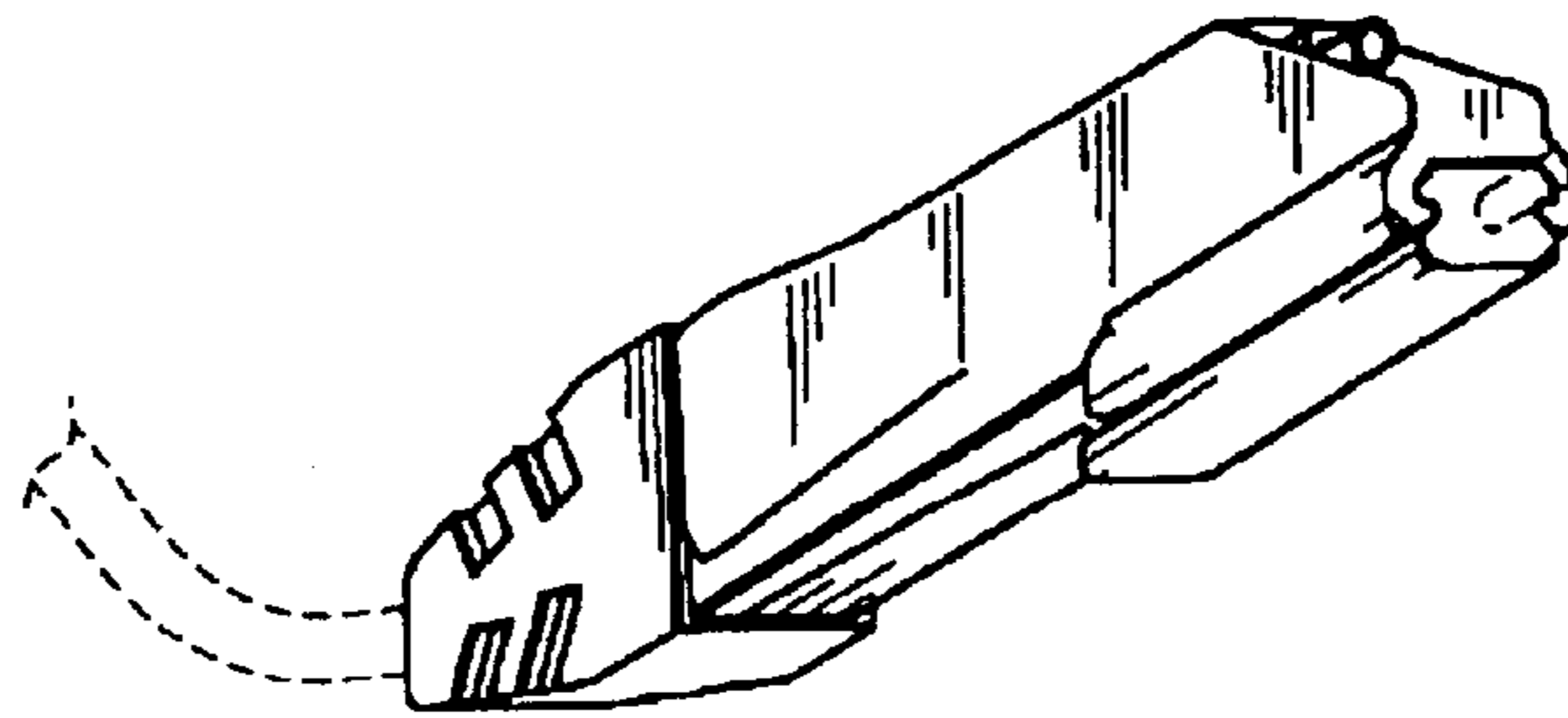


FIG. 2

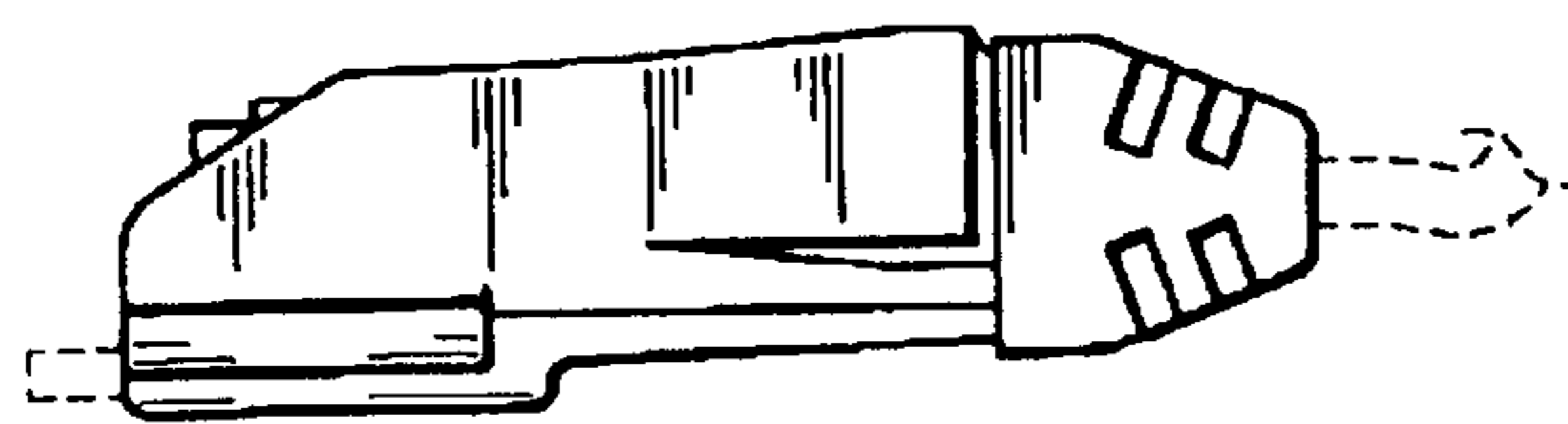


FIG. 3




FIG. 4

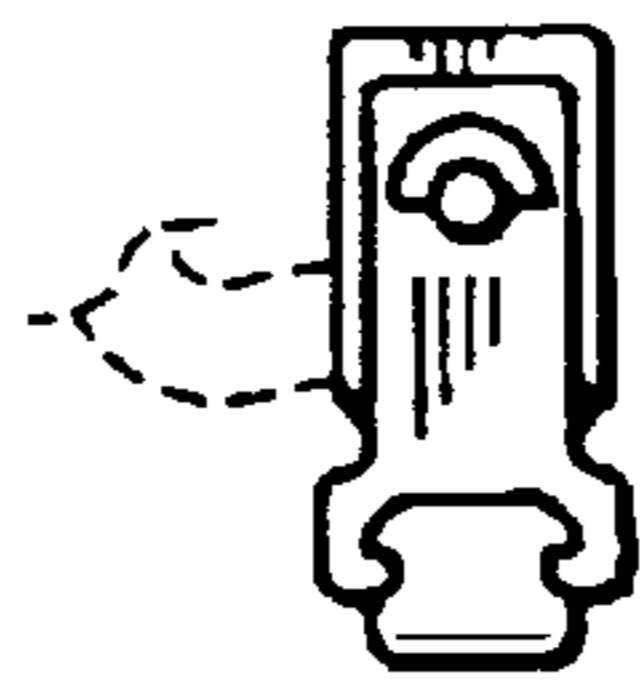


FIG. 5

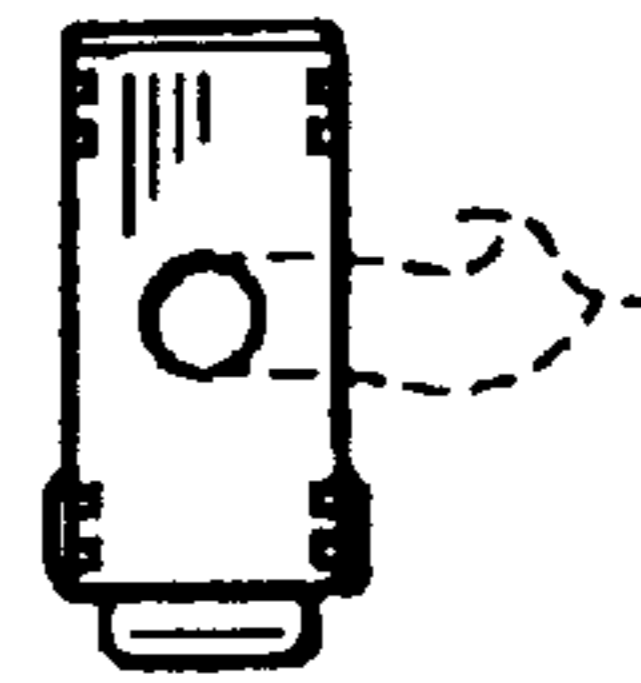


FIG. 6




FIG. 7