



US00D444712S

(12) **United States Design Patent**
Versace

(10) **Patent No.:** **US D444,712 S**

(45) **Date of Patent:** **** *Jul. 10, 2001**

(54) **TABLE CLOCK**

(75) Inventor: **Donatella Versace**, Milan (IT)

(73) Assignee: **Gianni Versace SpA**, Milan (IT)

(*) Notice: This patent is subject to a terminal disclaimer.

(**) Term: **14 Years**

(21) Appl. No.: **29/120,594**

(22) Filed: **Mar. 22, 2000**

(51) **LOC (7) Cl.** **10-02**

(52) **U.S. Cl.** **D10/26; D10/18**

(58) **Field of Search** D10/1-40, 122-132;
368/280-282, 276-277, 285

(56) **References Cited**

U.S. PATENT DOCUMENTS

- D. 157,606 * 3/1950 Lachman D10/30
- D. 266,057 * 9/1982 Kanoui D10/26
- D. 274,042 * 5/1984 Bulgari D10/18
- D. 348,843 * 7/1994 Sanctis D10/33

- D. 363,229 * 10/1995 Wong D10/18
- D. 377,148 * 1/1997 Bodino D10/18
- D. 386,094 * 11/1997 Ventrella D10/30
- D. 399,432 * 10/1998 Mouawad D10/18

* cited by examiner

Primary Examiner—Nelson C. Holtje

(74) *Attorney, Agent, or Firm*—John L. Chiatalas;
Marguerite Del Valle

(57) **CLAIM**

I claim the ornamental design for the table clock, as shown and described.

DESCRIPTION

FIG. 1 is a front perspective view of the new ornamental table clock of the present invention.

FIG. 2 is a front view thereof.

FIG. 3 is a back view thereof.


FIG. 4 is a right side view thereof.

FIG. 5 is a left side view thereof.

FIG. 6 is a top view thereof; and,

FIG. 7 is a bottom view thereof.

1 Claim, 2 Drawing Sheets



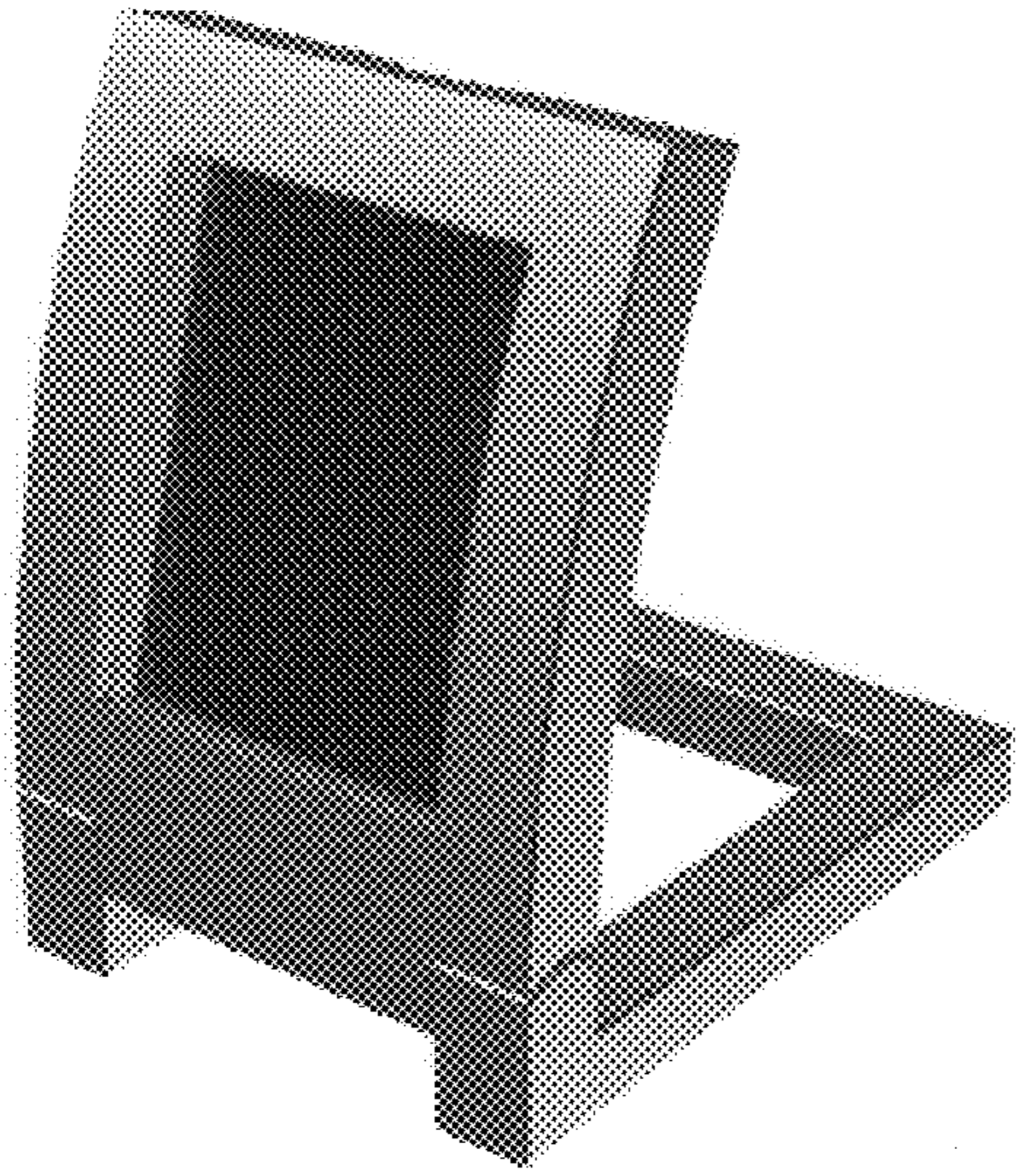


Fig. 1




Fig. 2




Fig. 3




Fig. 4




Fig. 5

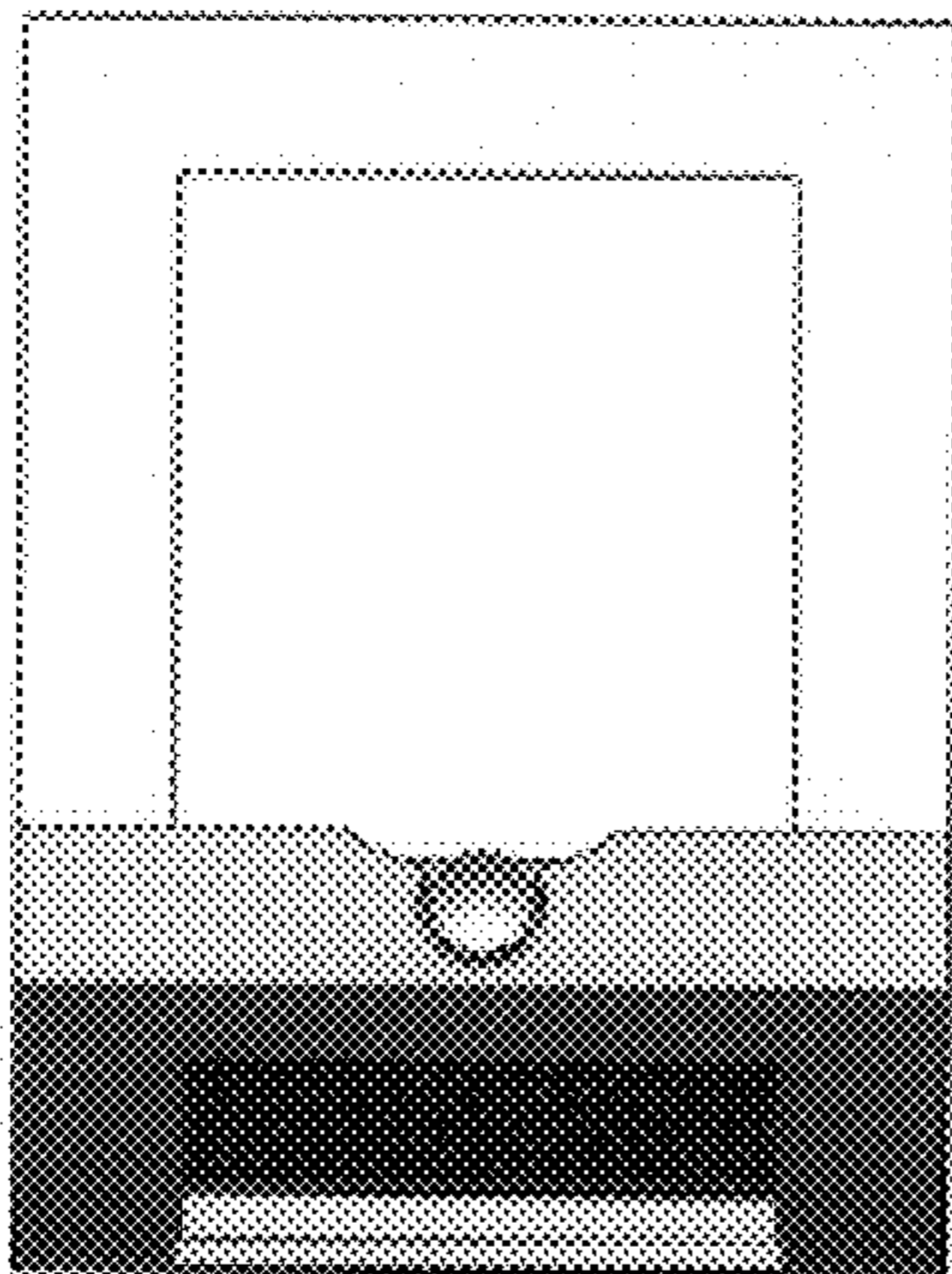


Fig. 6




Fig. 7