



US00D444703S

(12) **United States Design Patent**
Allasia

(10) **Patent No.:** **US D444,703 S**

(45) **Date of Patent:** **** Jul. 10, 2001**

(54) **CONTAINER**

(76) Inventor: **Alberto S. Allasia**, 25 Waterside Plz.
#BB, New York, NY (US) 10010

(**) Term: **14 Years**

(21) Appl. No.: **29/126,021**

(22) Filed: **Jul. 6, 2000**

(51) **LOC (7) Cl.** **09-03**

(52) **U.S. Cl.** **D9/423**

(58) **Field of Search** D9/420-426, 430,
D9/432, 414; D3/201, 273, 274, 294; 206/216,
508, 749; 220/253, 324, 836, 796, 797,
376, 380, 315-328; 229/116.1, 406, 902,
938

(56) **References Cited**

U.S. PATENT DOCUMENTS

- D. 230,569 * 3/1974 Followfield et al. D9/423
- D. 289,262 * 4/1987 Goetz et al. D9/423
- D. 417,077 * 11/1999 Sheu D9/423
- D. 428,334 * 7/2000 Serfaty D9/430

- 5,474,341 * 12/1995 Putman et al. 220/315
- 5,878,878 * 3/1999 Wu 220/315
- 6,105,770 * 8/2000 Vasudeva 206/749

* cited by examiner

Primary Examiner—Prabhakar Deshmukh
(74) *Attorney, Agent, or Firm*—Schweitzer Cornman Gross
& Bondell LLP

(57) **CLAIM**

The ornamental design for a container, as shown and described.

DESCRIPTION

FIG. 1 is a front, top perspective view of a container showing my new design;
FIG. 2 is a front elevation view thereof;
FIG. 3 is a top plan view thereof;
FIG. 4 is a first side elevation view thereof, the second side being a mirror image thereof;
FIG. 5 is a rear elevation view thereof; and,
FIG. 6 is a bottom plan view thereof.

1 Claim, 3 Drawing Sheets




FIG. 1

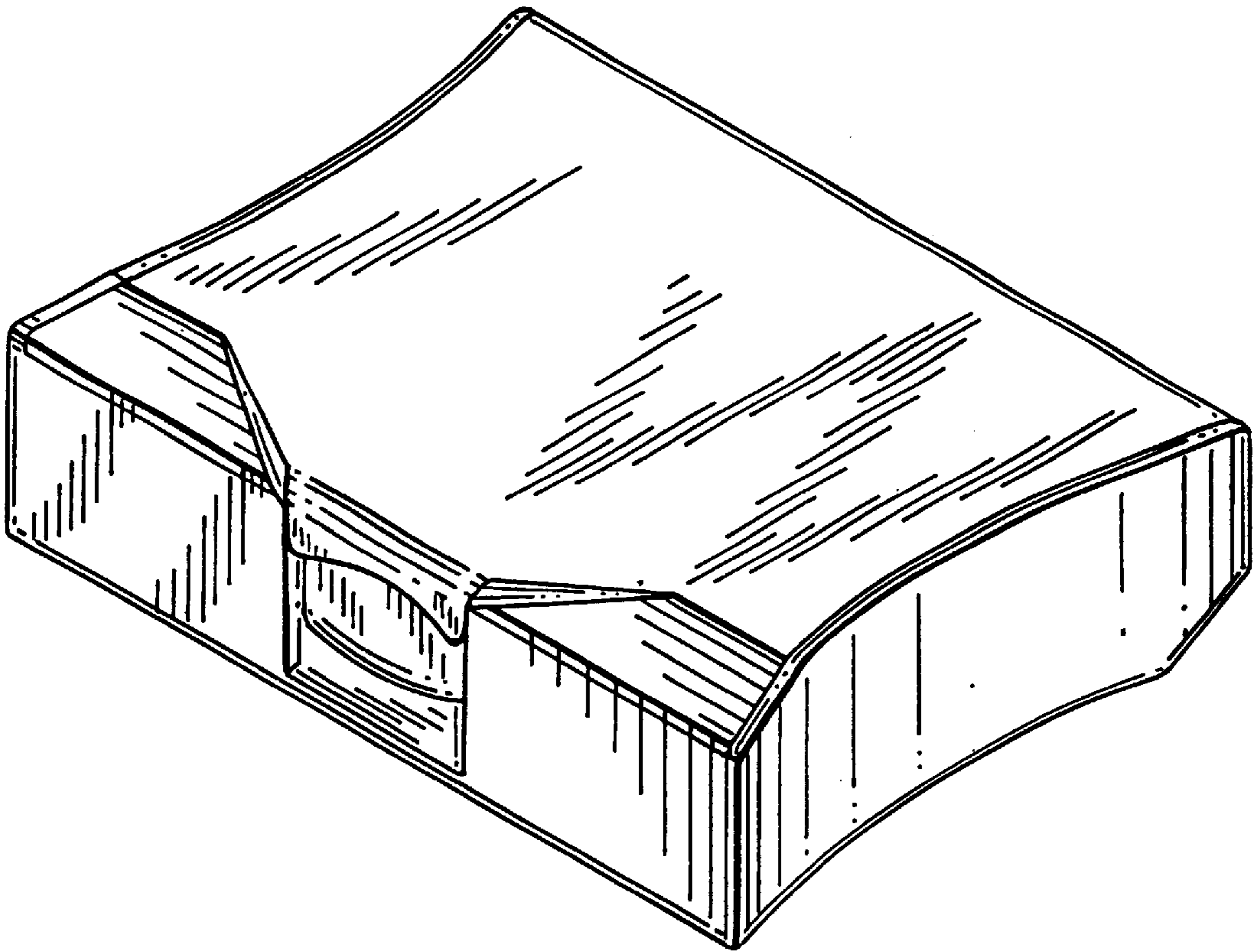



FIG. 2



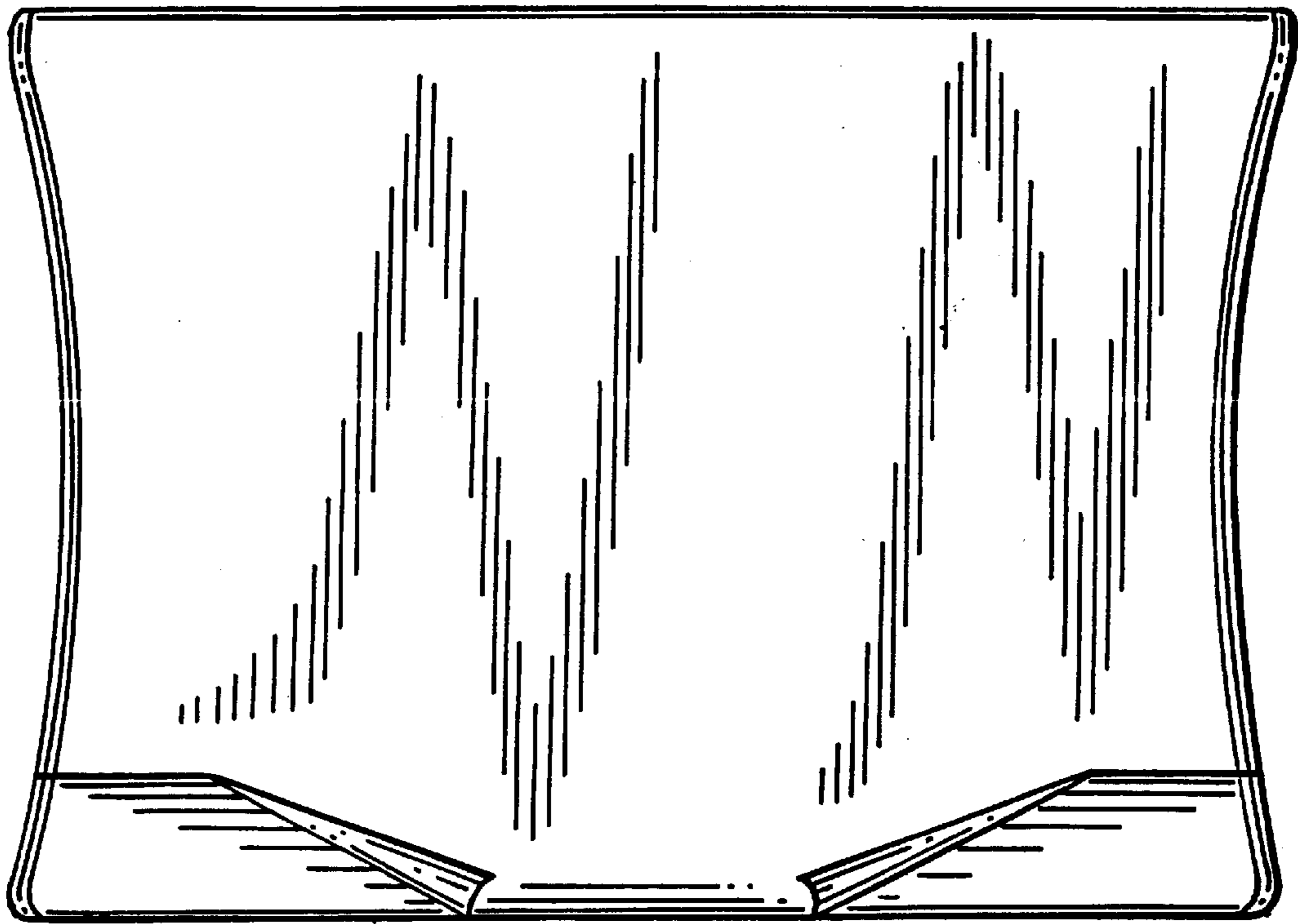


FIG. 3

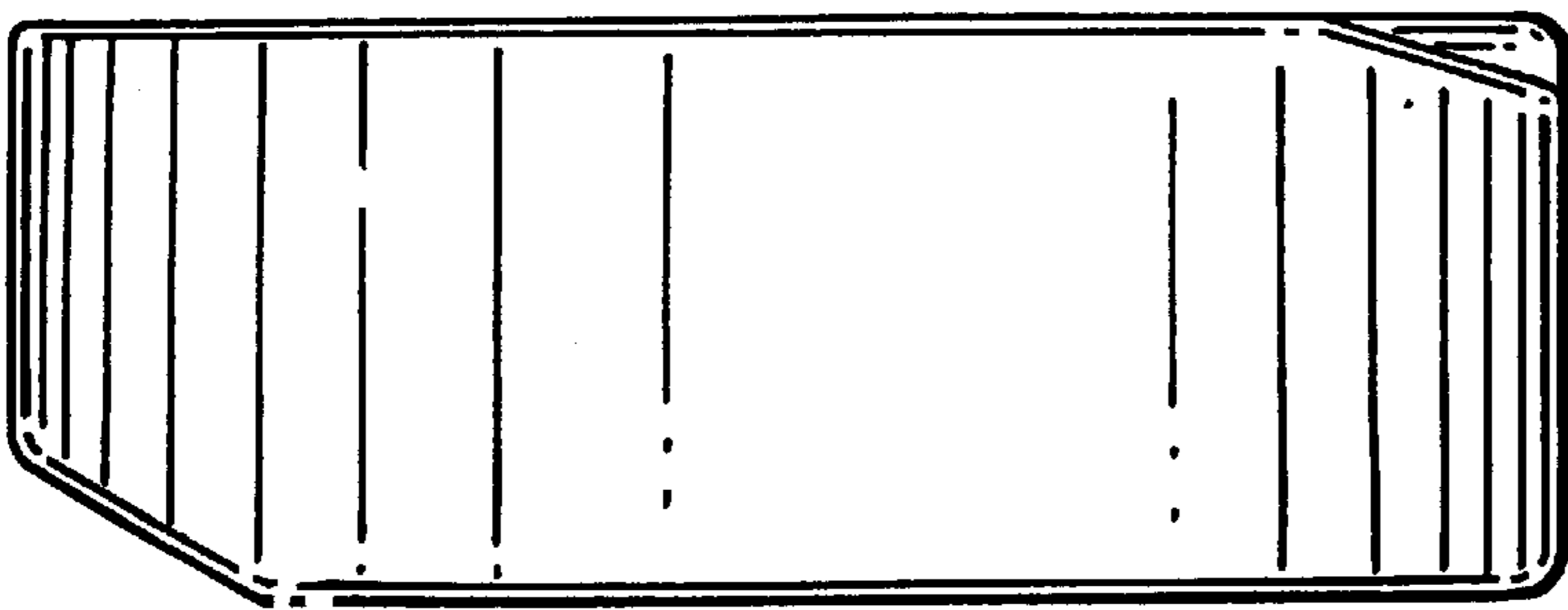


FIG. 4

FIG. 5

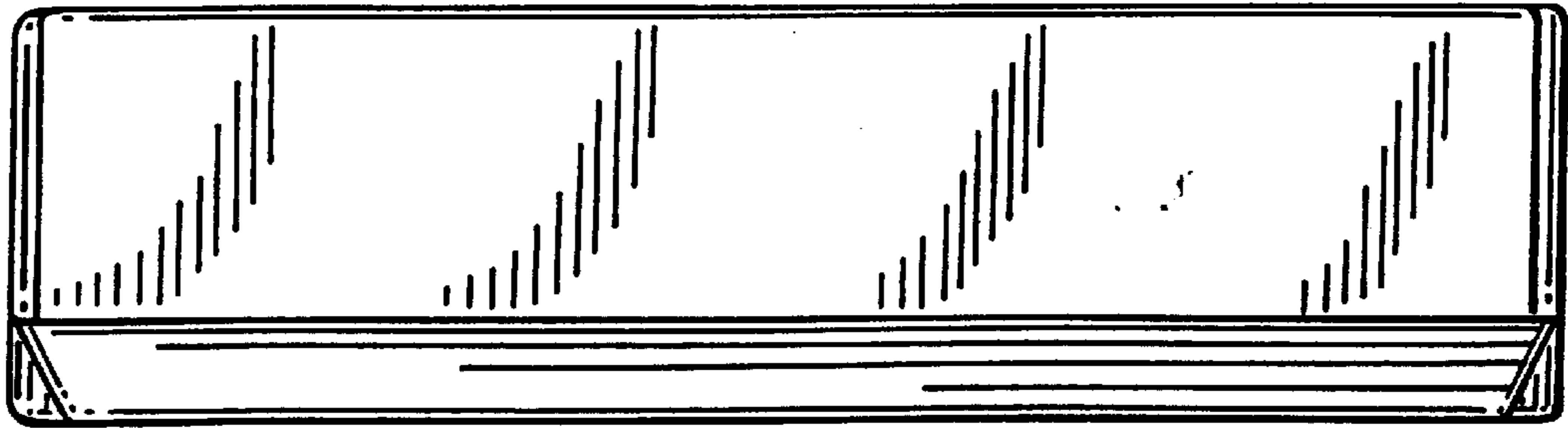


FIG. 6

