



US00D444701S

(12) **United States Design Patent** (10) **Patent No.:** **US D444,701 S**  
**Zboch et al.** (45) **Date of Patent:** **\*\* Jul. 10, 2001**

(54) **BOTTLE PORTION**

(75) Inventors: **Gerald Zboch**, Barrington; **Robert G. Di Canio**, Naperville; **Robert C. Boynton**, Grayslake; **Jennifer Macritchie**, Winnetake, all of IL (US); **David P. Piccioli**, Auburn, NH (US); **Suppayan M. Krishnakumar**, Nashua, NH (US); **Wayne N. Collette**, Merrimack, NH (US)

(73) Assignee: **Stokely-Van Camp, Inc.**, Chicago, IL (US)

(\*\*) Term: **14 Years**

(21) Appl. No.: **29/133,446**

(22) Filed: **Nov. 30, 2000**

**Related U.S. Application Data**

(63) Continuation of application No. 29/102,537, filed on Mar. 26, 1999.

(51) **LOC (7) Cl.** ..... **09-01**

(52) **U.S. Cl.** ..... **D9/307**

(58) **Field of Search** ..... D9/307, 516, 563;  
215/381-384, 400

(56) **References Cited**

**U.S. PATENT DOCUMENTS**

D. 335,455 \* 5/1993 Brown ..... D9/516 X

D. 364,093 \* 11/1995 Weaver, Jr. .... D9/563

D. 383,679 \* 9/1997 Wilson et al. .... D9/554

D. 388,712 \* 1/1998 Lyngdal et al. .... D9/563

\* cited by examiner

*Primary Examiner*—Terry A. Wallace

(74) *Attorney, Agent, or Firm*—Lars S. Johnson

(57) **CLAIM**

The ornamental design for a bottle portion, as shown and described.

**DESCRIPTION**

FIG. 1 is a perspective view of a bottle portion showing a new design;

FIG. 2 is a front elevational view of the bottle portion depicted in FIG. 1, the opposite rear elevational view being identical;

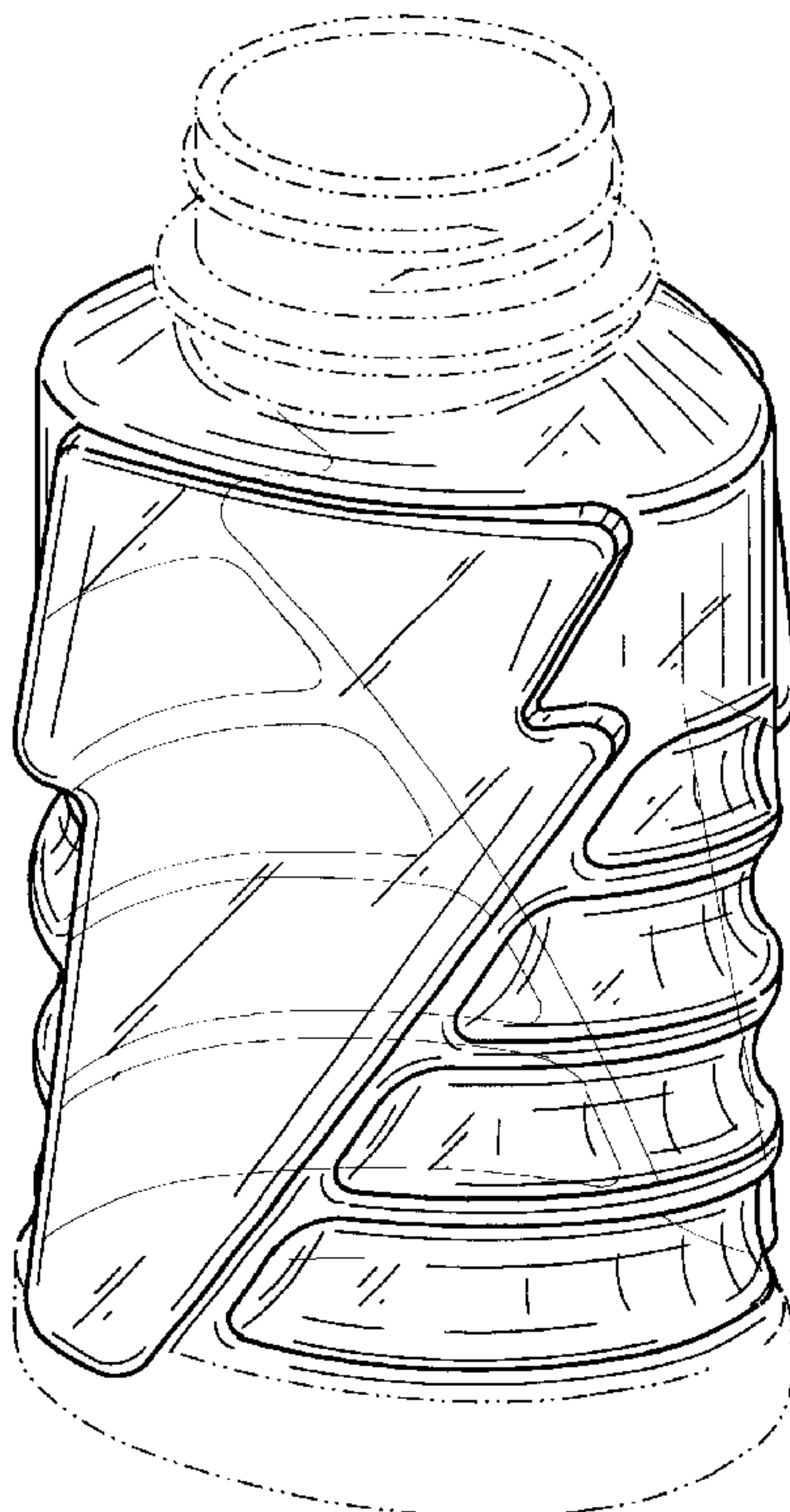
FIG. 3 is a side elevational view of the bottle portion depicted in FIG. 2, representing a partial rotation of the bottle portion about its vertical center axis from the front elevational view depicted in FIG. 2, the opposite side elevational view being identical;

FIG. 4 is a top plan view of the bottle portion depicted in FIG. 2; and,

FIG. 5 is a bottom plan view of the bottle portion depicted in FIG. 2.

The broken line environmental showing is for illustrative purposes only and does not form part of the claimed design.

**1 Claim, 2 Drawing Sheets**






FIG. 1

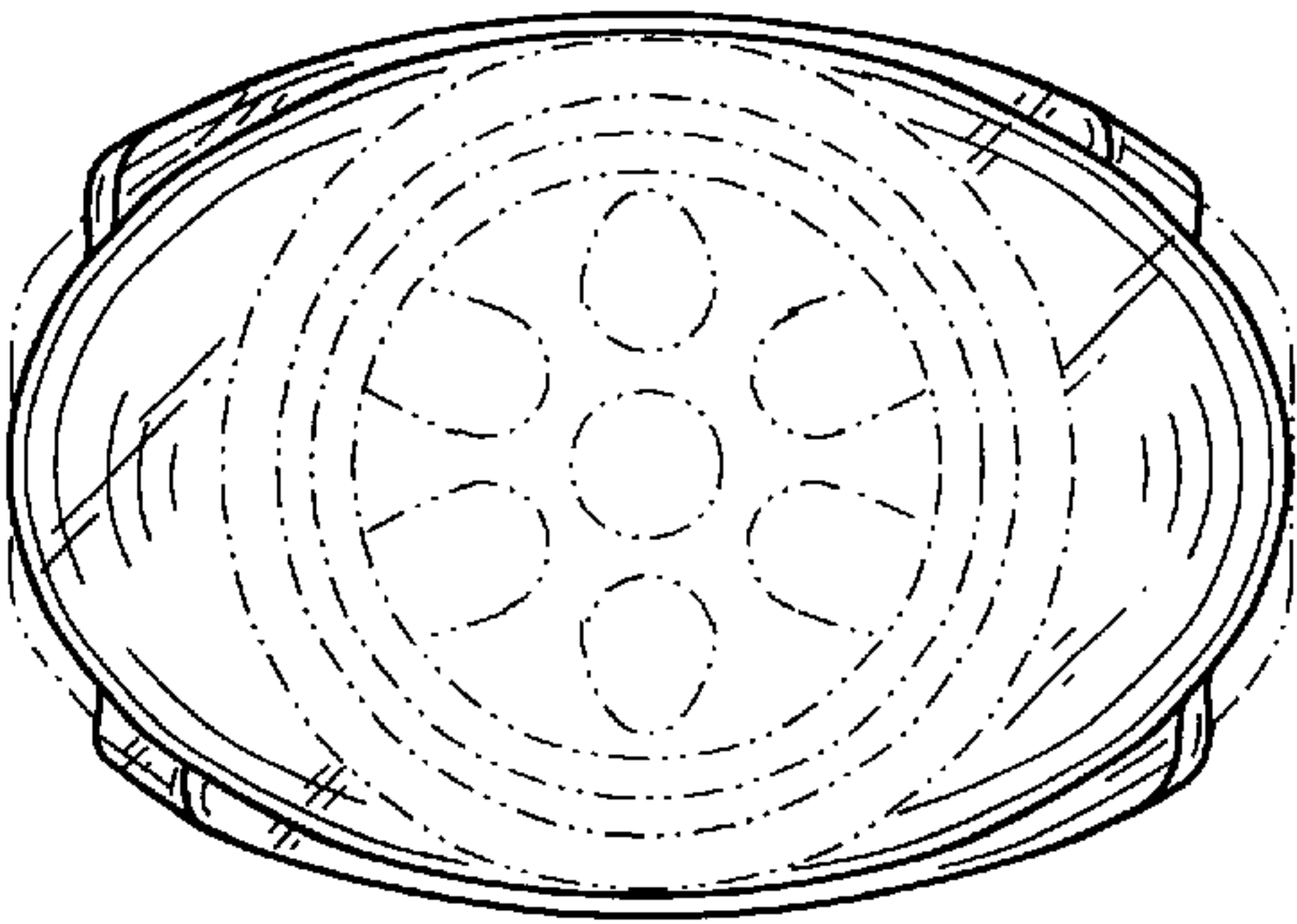


FIG. 4

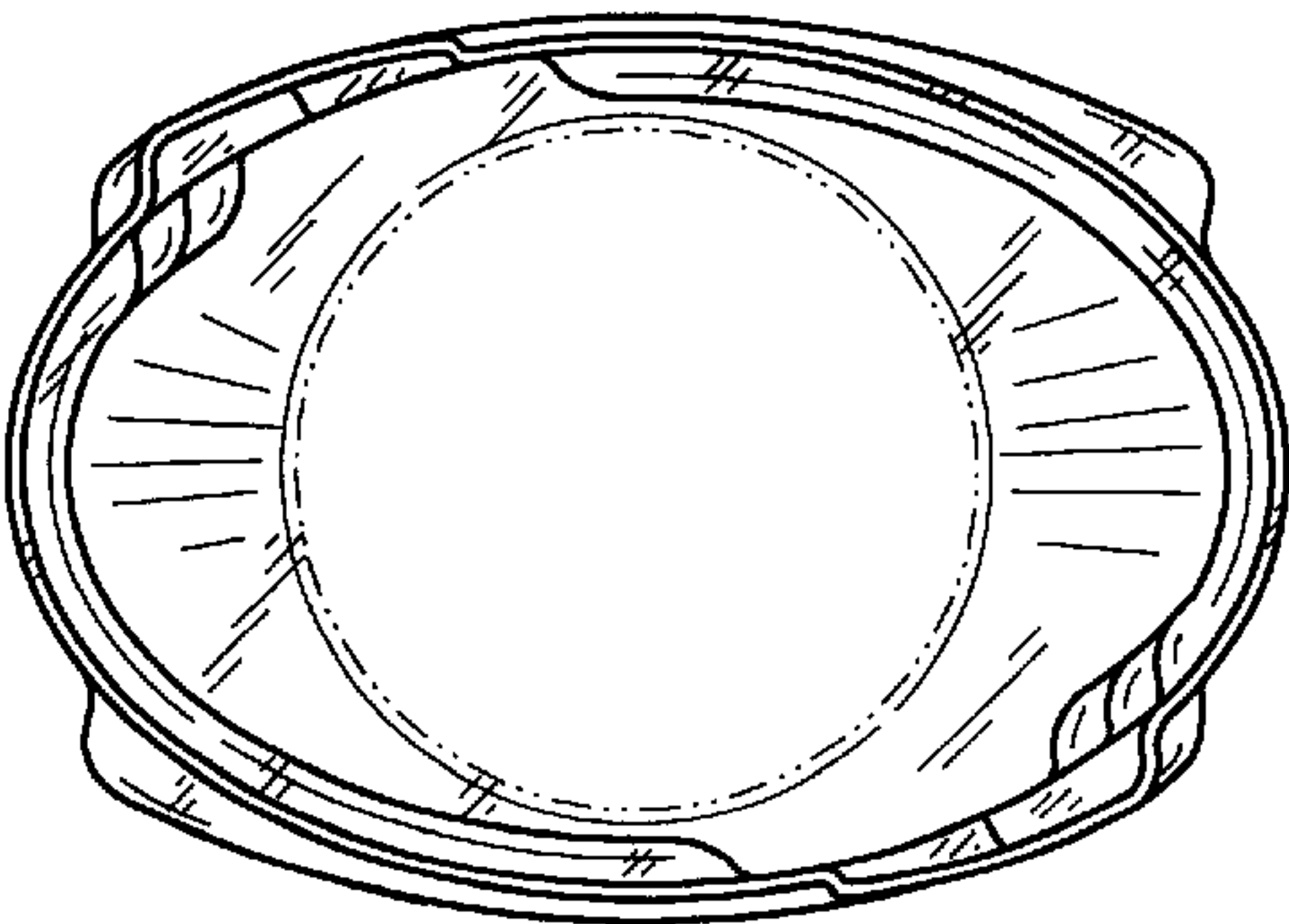


FIG. 5




FIG. 2




FIG. 3