



US00D444694S

(12) **United States Design Patent**  
**Alvarado**

(10) **Patent No.:** **US D444,694 S**

(45) **Date of Patent:** **\*\* Jul. 10, 2001**

(54) **LATCH HANDLE AND PLATE**

(75) **Inventor:** **George N. Alvarado, Whittier, CA (US)**

(73) **Assignee:** **S.P.E.P. Acquisition Corp., Rancho Dominguez, CA (US)**

(\*\*) **Term:** **14 Years**

(21) **Appl. No.:** **29/132,575**

(22) **Filed:** **Nov. 10, 2000**

**Related U.S. Application Data**

(62) Division of application No. 29/107,474, filed on Jun. 30, 1999.

(51) **LOC (7) Cl.** ..... **08-06**

(52) **U.S. Cl.** ..... **D8/301; D8/308**

(58) **Field of Search** ..... **D8/301, 302, 308, D8/321, 350; D23/250-4; 292/336.3, 356, 17.3, 357; 74/548, 519, 523; 16/412, 110.1, 402**

(56) **References Cited**

**U.S. PATENT DOCUMENTS**

D. 82,968 \* 1/1931 Bales .

D. 178,660 \* 9/1956 Hillgren .  
D. 189,962 \* 3/1961 Maffei .  
3,452,564 \* 7/1969 Hallgren .  
4,192,161 \* 3/1980 Borlinghaus .

\* cited by examiner

*Primary Examiner*—B. J. Bullock

(74) *Attorney, Agent, or Firm*—Cislo & Thomas LLP

(57) **CLAIM**

I claim the ornamental design for a latch handle and plate, as shown and described.

**DESCRIPTION**

FIG. 1. Is a perspective view of my latch handle and plate;

FIG. 2. Is a front view thereof;

FIG. 3. Is a rear view thereof;


FIG. 4. Is a left side elevational view thereof, the right side view thereof is substantially identical hereto;

FIG. 5. Is a top view thereof; and,

FIG. 6. Is a bottom view thereof.

The broken lines are for illustrative purposes only and form no part of the claimed design.

**1 Claim, 2 Drawing Sheets**



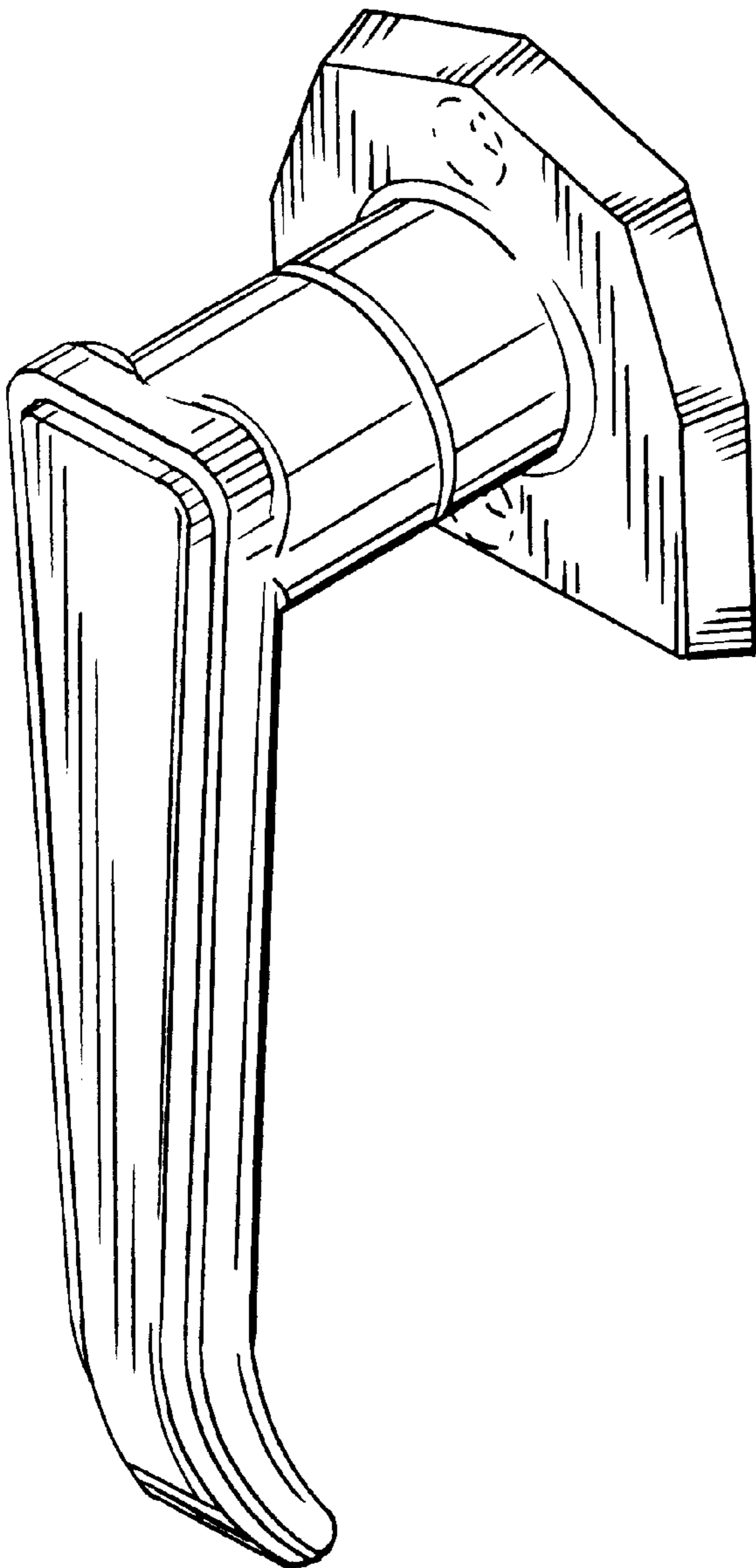


FIG. 1




FIG. 2

FIG. 3

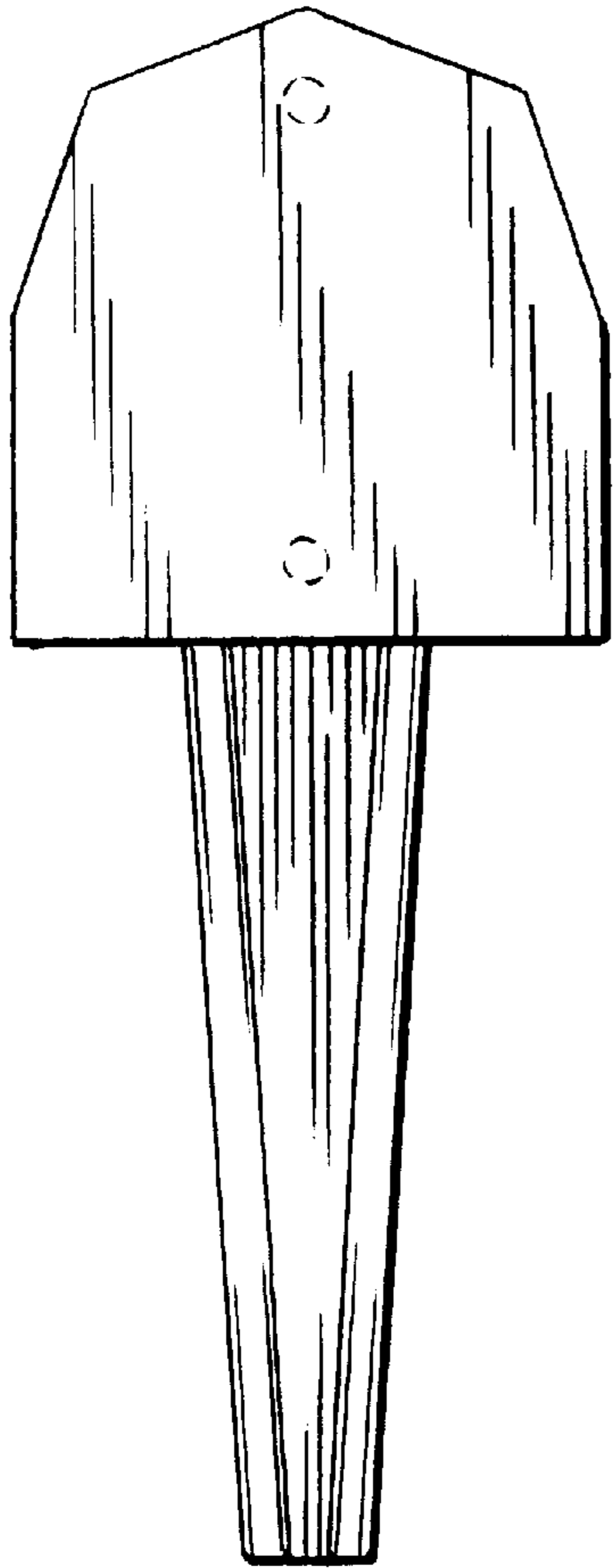


FIG. 4




FIG. 5

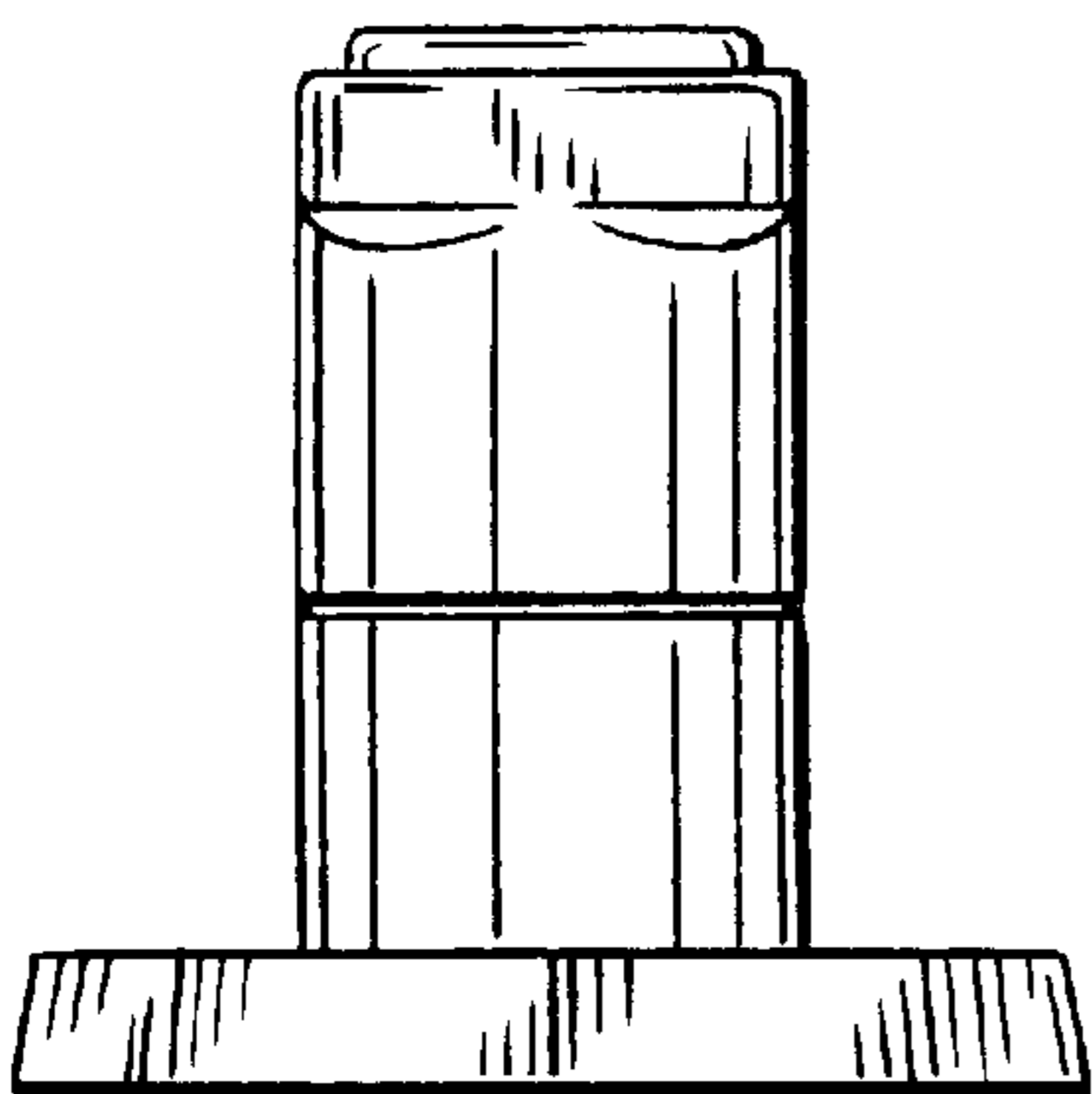


FIG. 6

