



US00D444668S

(12) **United States Design Patent**  
**Leung**

(10) **Patent No.:** **US D444,668 S**

(45) **Date of Patent:** **\*\* Jul. 10, 2001**

(54) **ELECTRICALLY OPERATED WET AND DRY FOOD GRINDER**

(76) Inventor: **Andy Leung**, 71D Laurel Court  
Worldwide Gardens, Shatin N. T. (HK)

(\*\*) Term: **14 Years**

(21) Appl. No.: **29/113,154**

(22) Filed: **Oct. 29, 1999**

(51) **LOC (7) Cl.** ..... **07-02**

(52) **U.S. Cl.** ..... **D7/372**

(58) **Field of Search** ..... D7/372, 373, 374,  
D7/378, 379, 384, 678; 241/36, 37.5, 92,  
169.1, 199.12, 282.1; 259/108; 318/163;  
366/306

(56) **References Cited**

**U.S. PATENT DOCUMENTS**

D. 96,679	*	8/1935	Kopf	.....	D7/372
D. 164,220	*	8/1951	Dale	.....	D7/373
D. 218,256	*	8/1970	Rams	.....	D7/373
D. 260,350	*	8/1981	Kahlcke	.....	D7/374
D. 262,975	*	2/1982	Garriga	.....	D7/373
D. 269,489	*	6/1983	Akita	.....	D7/372
D. 365,496		12/1995	McLinden	.....	D7/379
D. 370,151		5/1996	McLinden et al.	.....	D7/378
D. 404,246	*	1/1999	Arita et al.	.....	D7/372
1,954,719	*	4/1934	Vendel	.....	222/142.4
2,028,595		1/1936	Flegel	.....	259/108
2,923,873		2/1960	Annis	.....	318/354
3,493,022		2/1970	Mantelet	.....	146/68

3,612,414	10/1971	Nevison	.....	241/36	
3,612,969	10/1971	Cockroft	.....	318/163	
3,892,365	7/1975	Verdun	.....	241/92	
4,081,144	3/1978	Bouillet	.....	241/37.5	
4,135,672	*	1/1979	Schlessel	.....	241/169.1
4,153,210	5/1979	Schaeffer	.....	241/282.1	
4,194,697	3/1980	Lembeck	.....	241/92	
4,335,860	6/1982	Grandel et al.	.....	241/37.5	

\* cited by examiner

*Primary Examiner*—Robert M. Spear

(74) *Attorney, Agent, or Firm*—Russell J. Egan

(57) **CLAIM**

I claim the ornamental design for an electrically operated wet and dry food grinder, as shown and described.

**DESCRIPTION**

FIG. 1 is a front elevation of an electrically operated wet and dry food grinder;

FIG. 2 is a left side elevation of the subject wet and dry food grinder;

FIG. 3 is right side elevation of the subject wet and dry food grinder;

FIG. 4 is rear elevation of the subject wet and dry food grinder; and,

FIG. 5 is top plan view of the subject wet and dry food grinder.

The broken line showing of a grinder blade and hub assembly is for illustrative purposes only and forms no part of the claimed design.

**1 Claim, 3 Drawing Sheets**

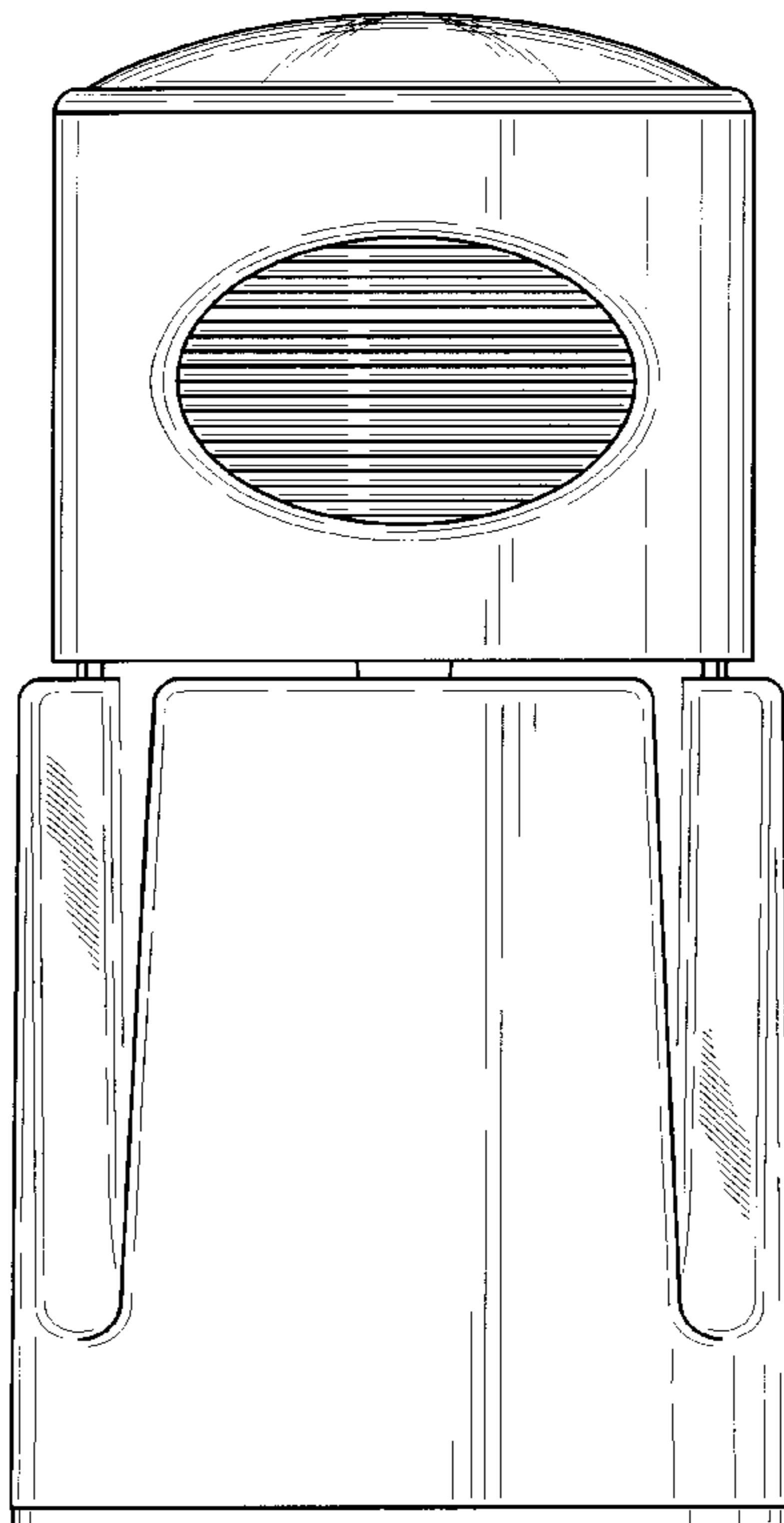


FIG. 2

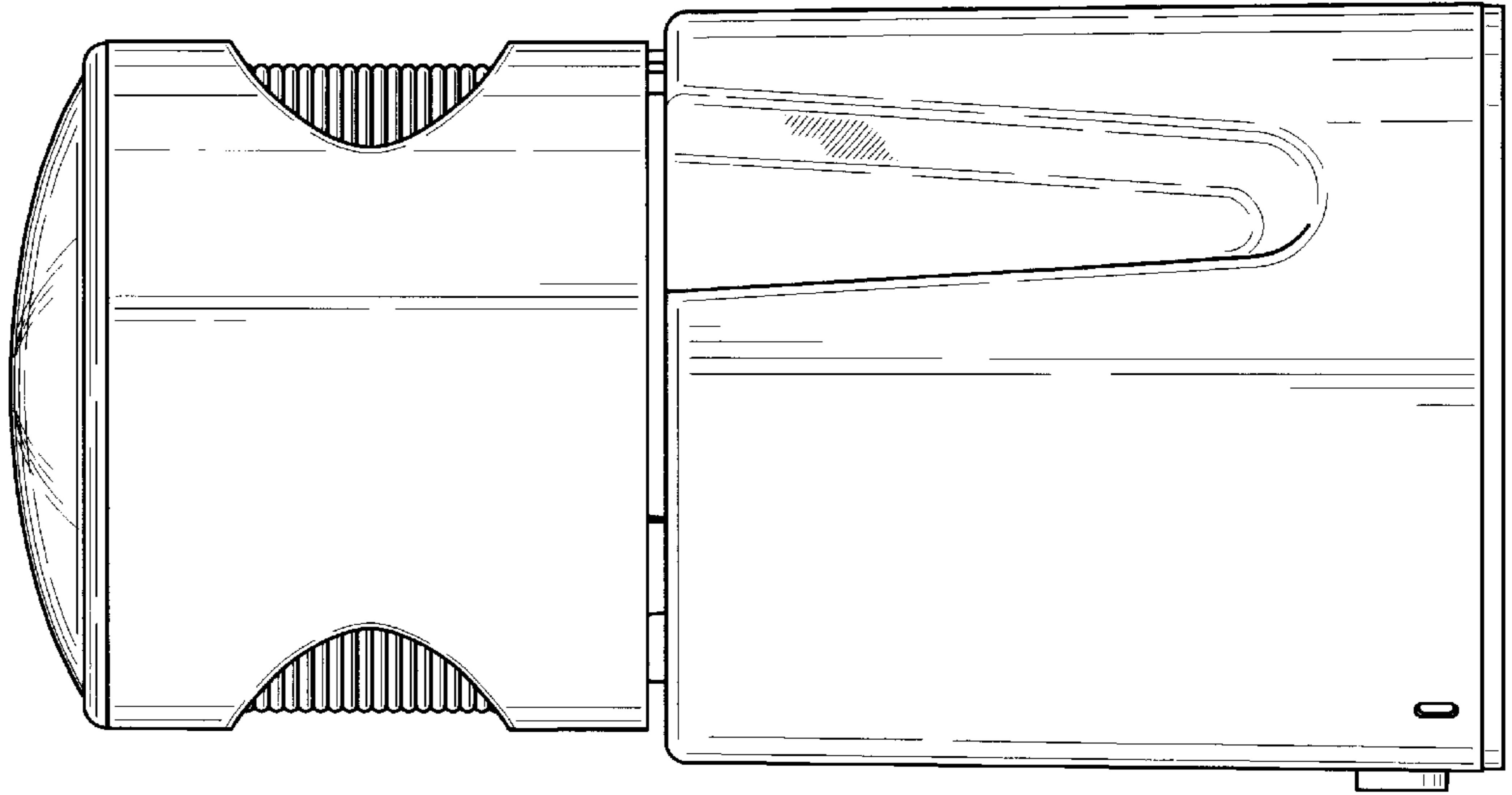


FIG. 1

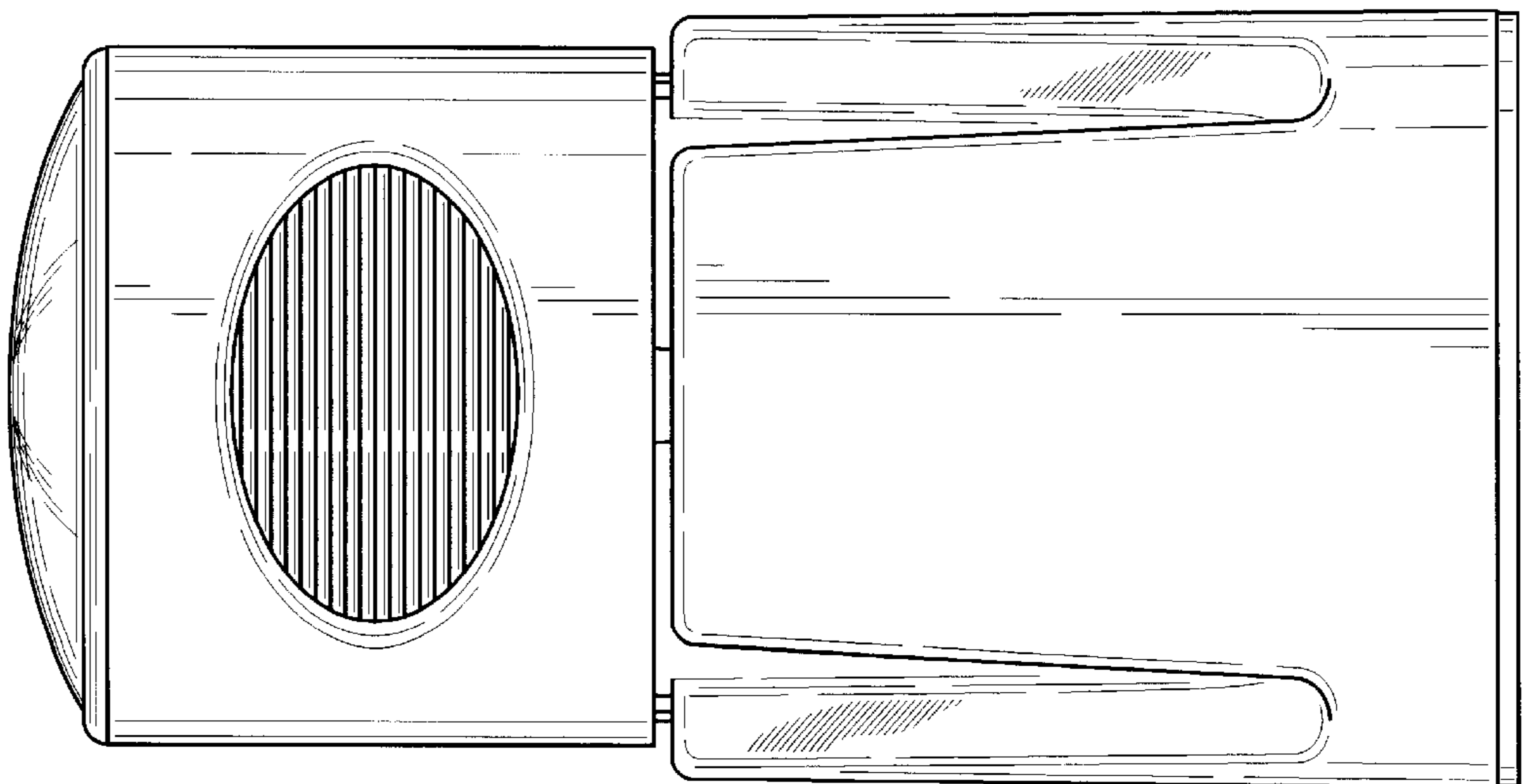


FIG. 4

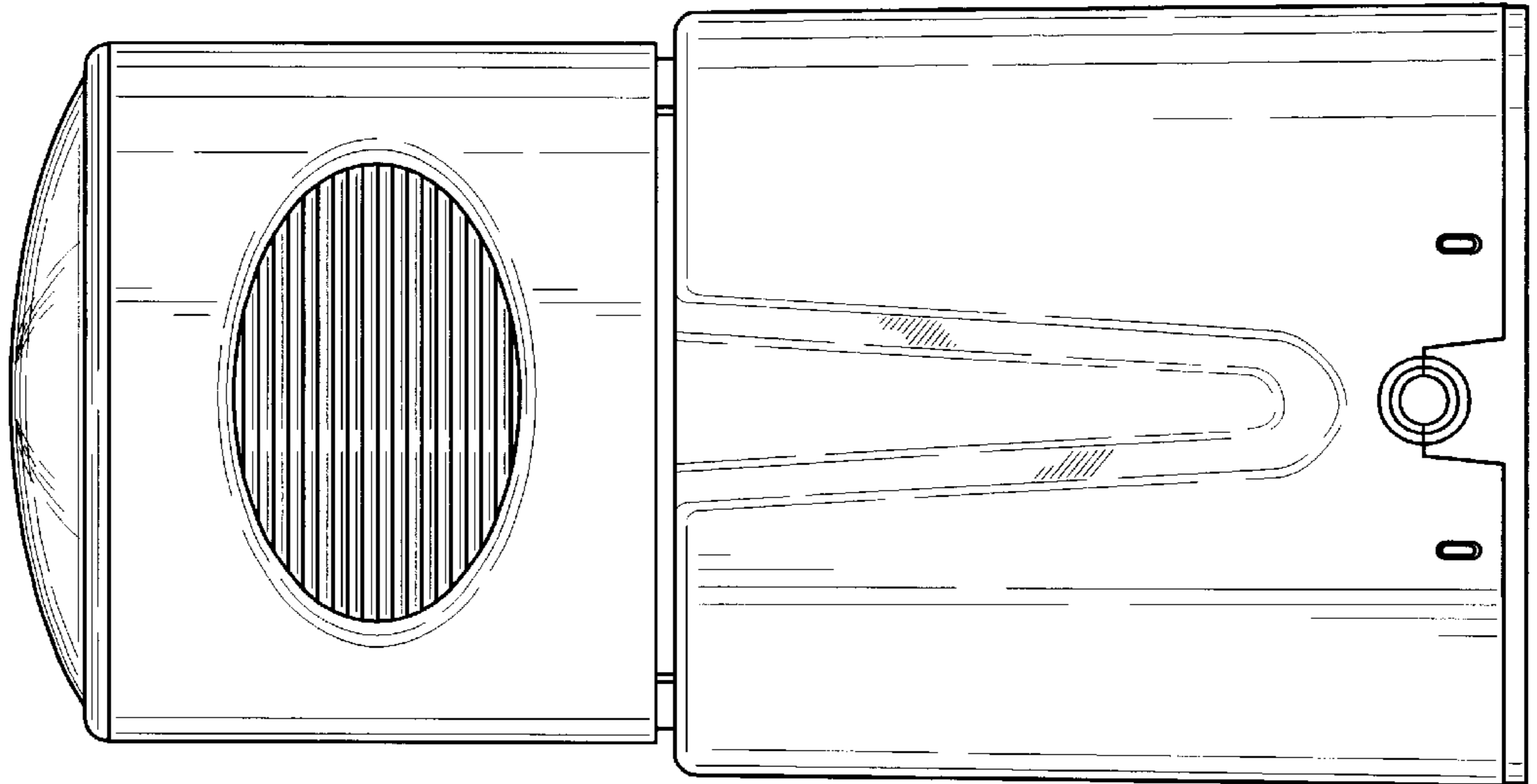
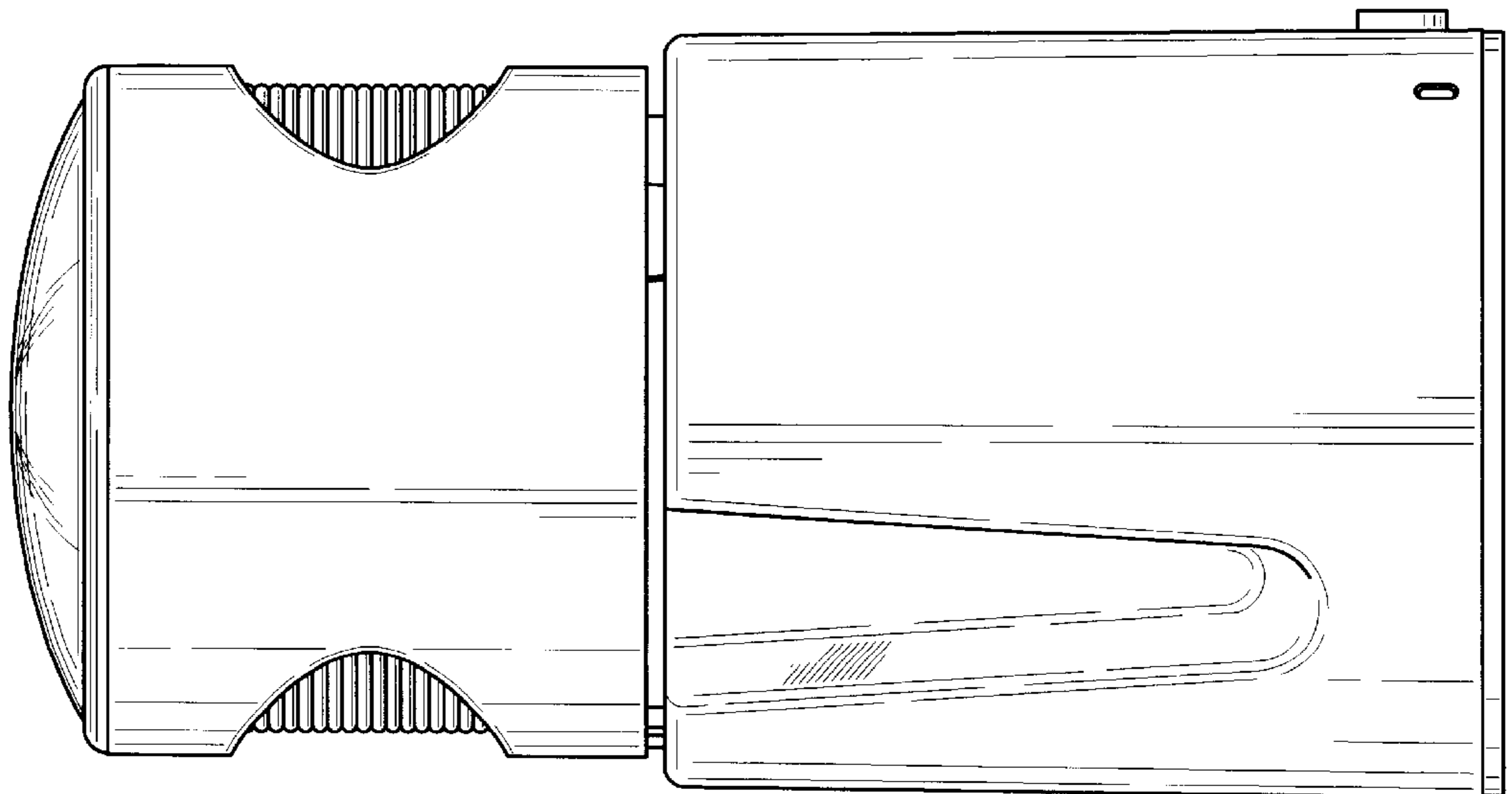


FIG. 3



**FIG. 5**

