



US00D444654S

(12) **United States Design Patent**  
**Draheim et al.**

(10) **Patent No.:** **US D444,654 S**

(45) **Date of Patent:** **\*\* Jul. 10, 2001**

(54) **HUTCH**

(75) Inventors: **Harvey J. Draheim**, Weyauwega; **Scott A. Krueger**, Appleton, both of WI (US)

(73) Assignee: **Simmons Juvenile Products Company, Inc.**, New London, WI (US)

(\*\*) Term: **14 Years**

(21) Appl. No.: **29/129,429**

(22) Filed: **Sep. 13, 2000**

(51) **LOC (7) Cl.** ..... **06-06**

(52) **U.S. Cl.** ..... **D6/509; D6/438; D6/477**

(58) **Field of Search** ..... **D6/432-448, 477-479; 108/59, 147.11; 211/134, 187, 153, 207**

(56) **References Cited**

**U.S. PATENT DOCUMENTS**

- D. 347,951 \* 6/1994 Brunner et al. .... D6/479
- D. 370,374 6/1996 Brunner et al. .
- D. 374,573 \* 10/1996 Brunner et al. .... D6/479
- D. 425,333 \* 5/2000 Draheim et al. .... D6/477

**OTHER PUBLICATIONS**

Simmons Juvenile Products Catalog, 1998 (4630 Series).

\* cited by examiner

*Primary Examiner*—Cathron C. Brooks

(74) *Attorney, Agent, or Firm*—Hoffmann & Baron, LLP

(57) **CLAIM**

The ornamental design for a hutch, as shown and described.

**DESCRIPTION**

FIG. 1 is a top perspective view of a hutch showing our new design;

FIG. 2 is a top plan view thereof;

FIG. 3 is a front elevation view thereof;


FIG. 4 is a side elevation view thereof;

FIG. 5 is a side elevation view thereof opposite from the side shown in FIG. 4; and,

FIG. 6 is an enlarged sectional view taken along line 6—6 of FIG. 3.

The bottom and rear views (not shown) form no part of the claimed design.

**1 Claim, 5 Drawing Sheets**




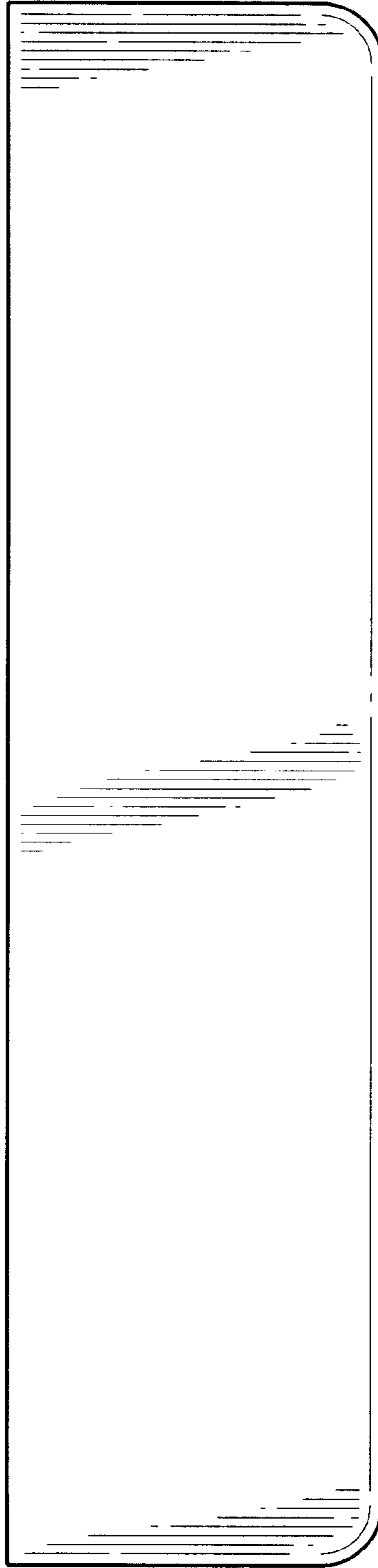


FIG. 1

FIG. 2



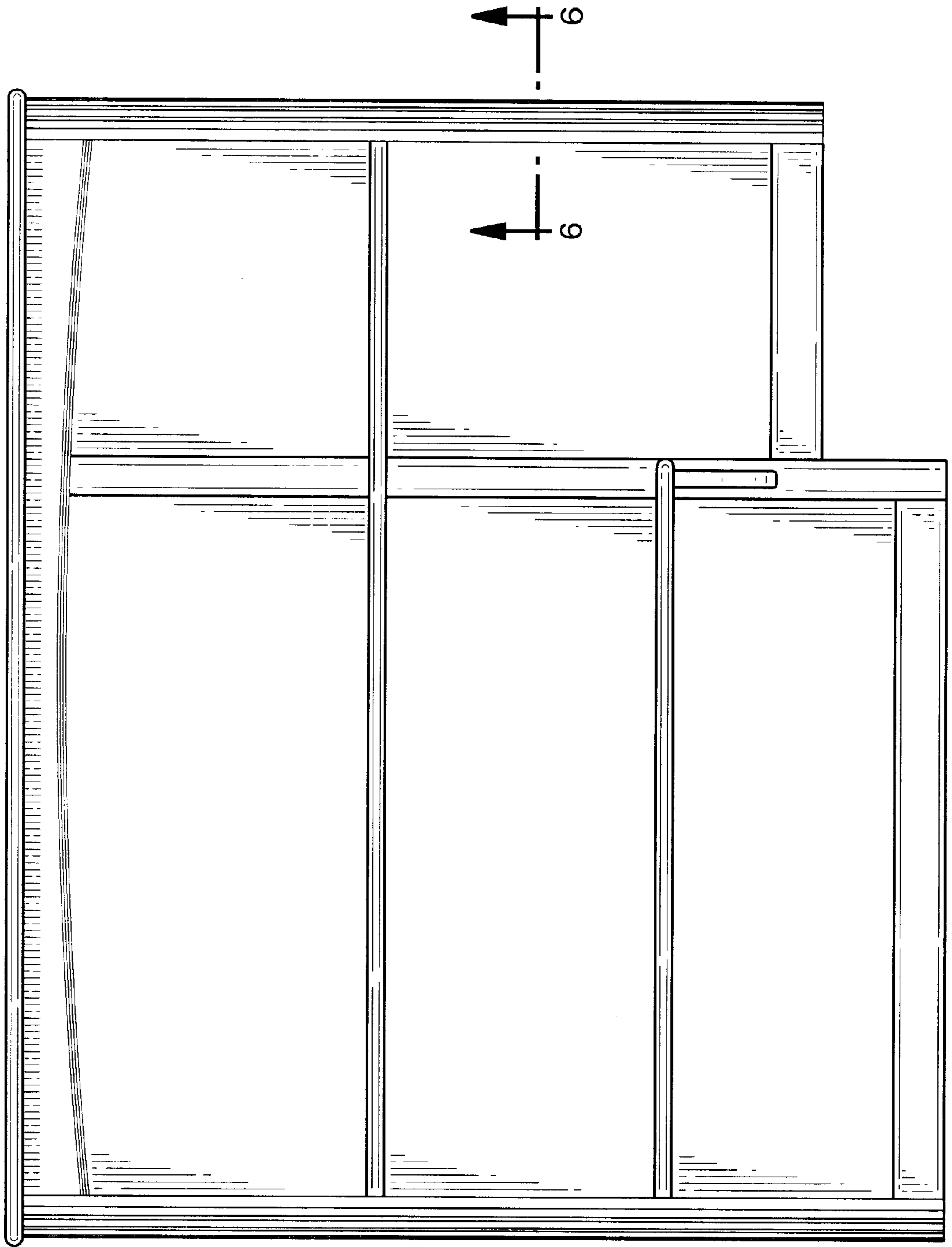


FIG. 3




FIG. 5

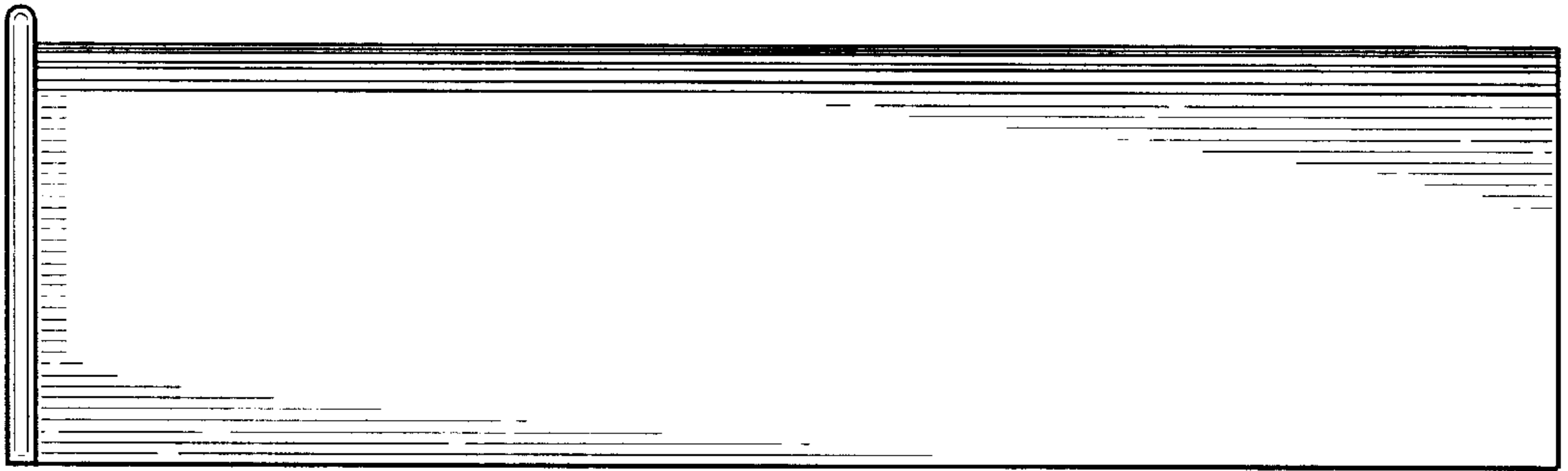


FIG. 4

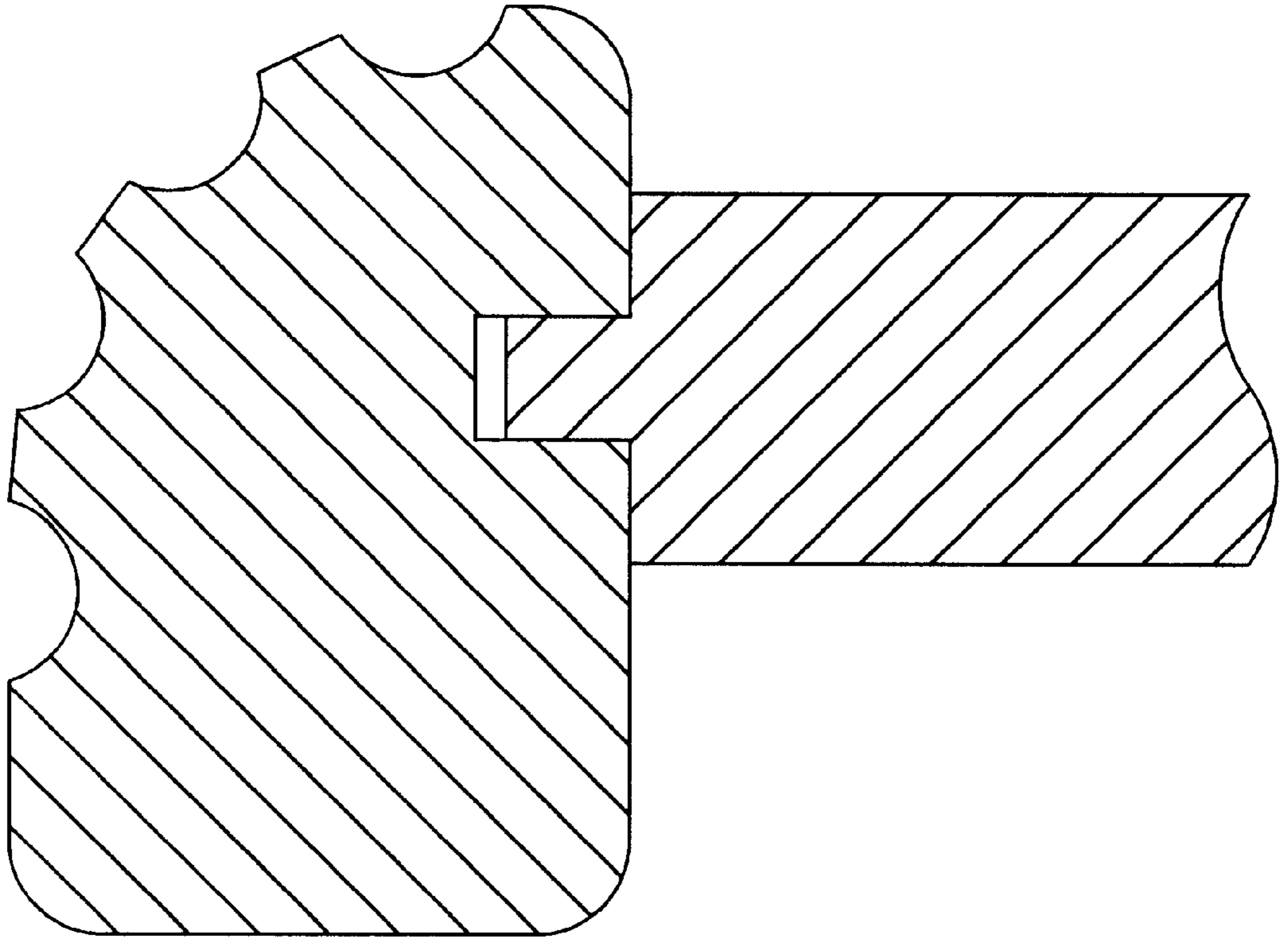


FIG. 6