



US00D444623S

(12) **United States Design Patent**  
**Wilson**

(10) **Patent No.:** **US D444,623 S**

(45) **Date of Patent:** **\*\* Jul. 10, 2001**

(54) **SHOE UPPER**

(75) **Inventor:** **Ralph Davis Wilson**, Torrance, CA (US)

(73) **Assignee:** **Skechers U.S.A., Inc., II**, Manhattan Beach, CA (US)

(\*\*) **Term:** **14 Years**

(21) **Appl. No.:** **29/135,514**

(22) **Filed:** **Jan. 12, 2001**

(51) **LOC (7) Cl.** ..... **02-04**

(52) **U.S. Cl.** ..... **D2/969; D2/944; D2/943; D2/902; D2/907**

(58) **Field of Search** ..... D2/969, 970, 945, D2/943, 944, 902, 903, 907, 908, 909, 910-912, 923, 924, 952, 897-899; 36/114, 126-131, 8.1-8.4, 11, 45, 50.1

(56) **References Cited**

**U.S. PATENT DOCUMENTS**

- D. 270,870 10/1983 Tilles .
- D. 279,620 7/1985 Ueda .
- D. 295,341 4/1988 Liggett et al. .
- D. 295,578 5/1988 Tong .
- D. 306,371 3/1990 Feller et al. .
- D. 311,268 10/1990 Hatfield .
- D. 351,275 10/1994 Hatfield et al. .
- D. 355,069 2/1995 Aveni .
- D. 361,884 9/1995 Lozano .
- D. 362,333 9/1995 Teague .

- D. 368,578 4/1996 Smith .
- D. 392,792 3/1998 Obi .
- D. 402,100 12/1998 Greenberg .
- D. 404,905 2/1999 Kelchak .
- D. 410,691 \* 6/1999 Boyer ..... D2/902
- D. 419,756 \* 2/2000 Edwards ..... D2/969
- D. 421,176 \* 2/2000 Matis et al. .... D2/969
- D. 437,991 \* 2/2001 Matis ..... D2/969
- 4,670,998 6/1987 Pasternak .

\* cited by examiner

*Primary Examiner*—Louis S. Zarfaz

*Assistant Examiner*—Gregory Andoll

(74) *Attorney, Agent, or Firm*—Marshall A. Lerner, Esq.; Bradford E. Mattes, Esq.; Kleinberg & Lerner, LLP

(57) **CLAIM**

The ornamental design for a shoe upper, as shown and described.

**DESCRIPTION**

FIG. 1 is a perspective view of the shoe upper showing my new design;

FIG. 2 is a right side view thereof;

FIG. 3 is a left side view thereof;

FIG. 4 is an upper plan view thereof;

FIG. 5 is a front elevational view thereof; and,

FIG. 6 is a rear elevational view.

The broken lines showing the sole in the figures are for illustrative purposes only and forms no part of the claimed design.

**1 Claim, 3 Drawing Sheets**



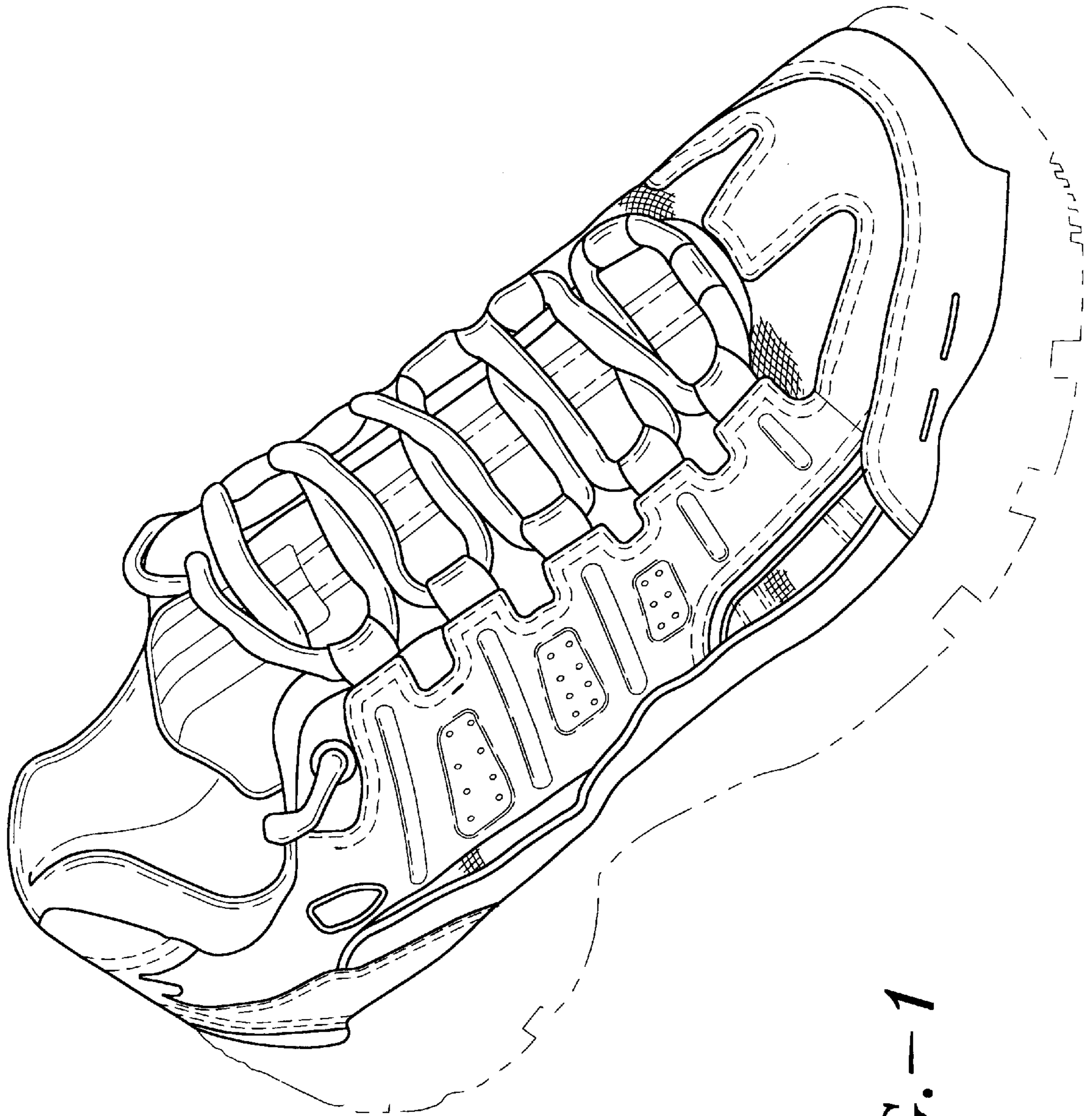
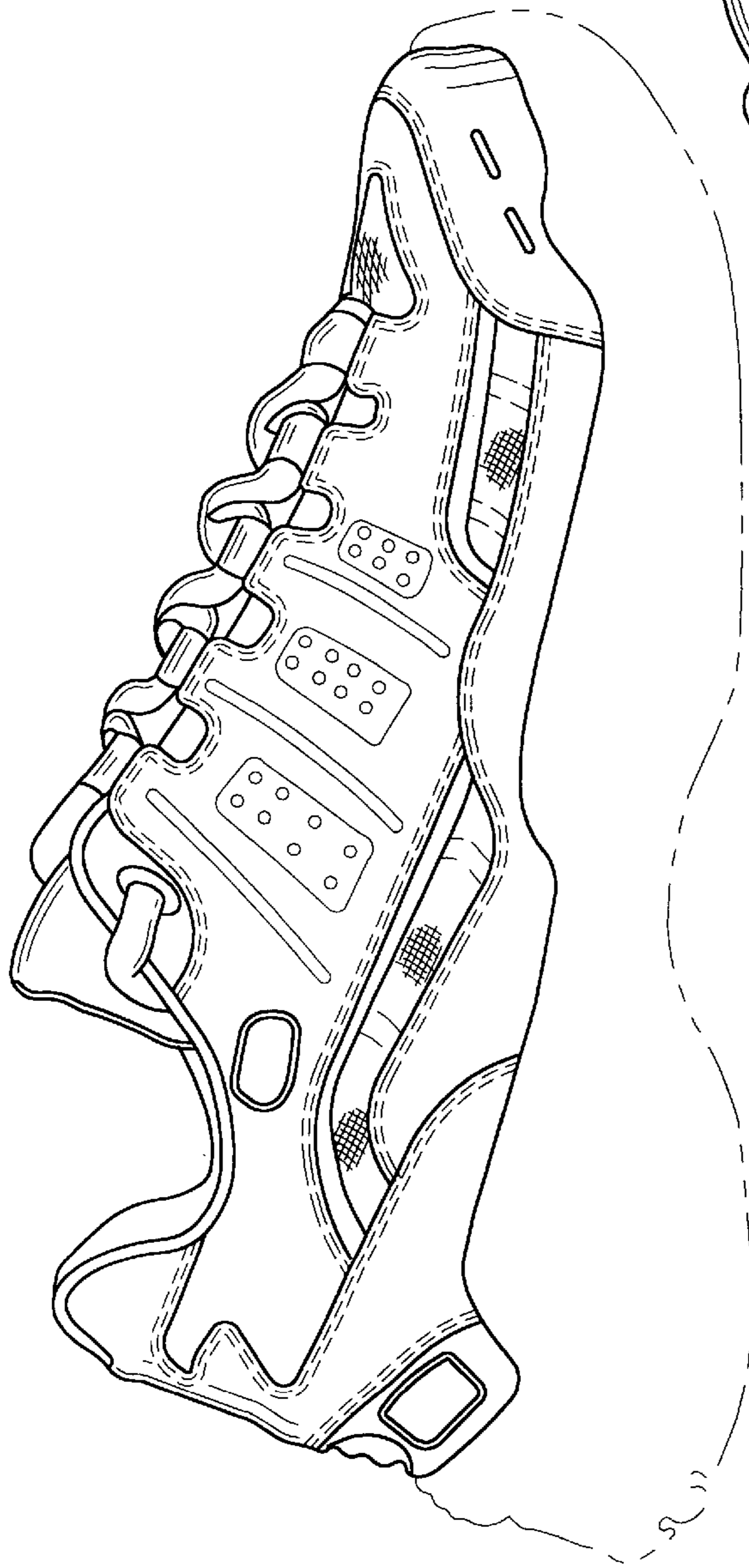
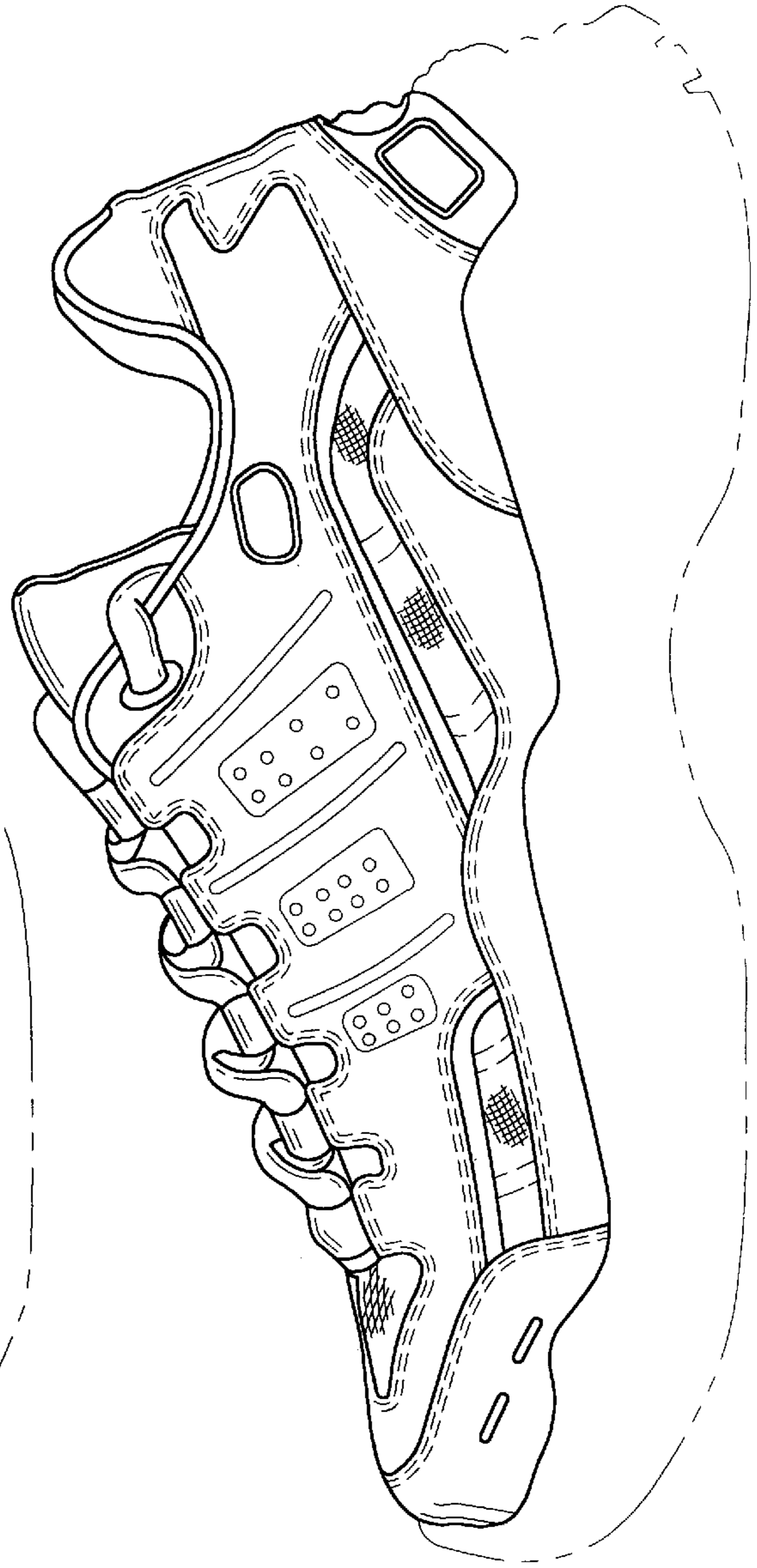


FIG. - 1



*FIG. -2*



*FIG. -3*

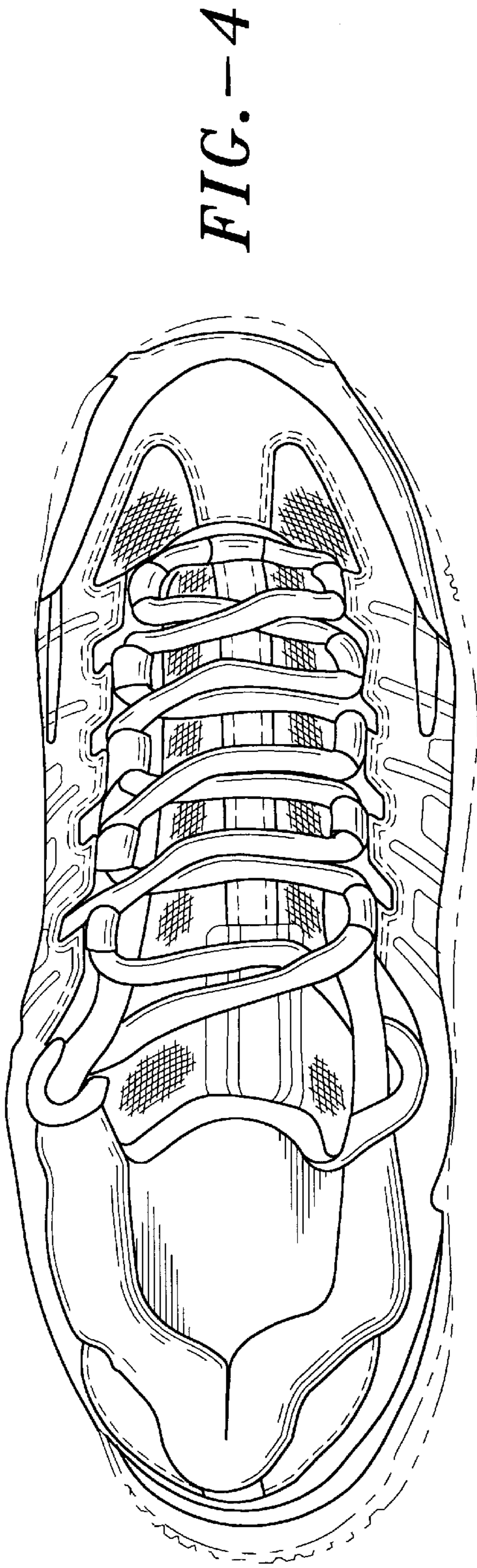


FIG. -4

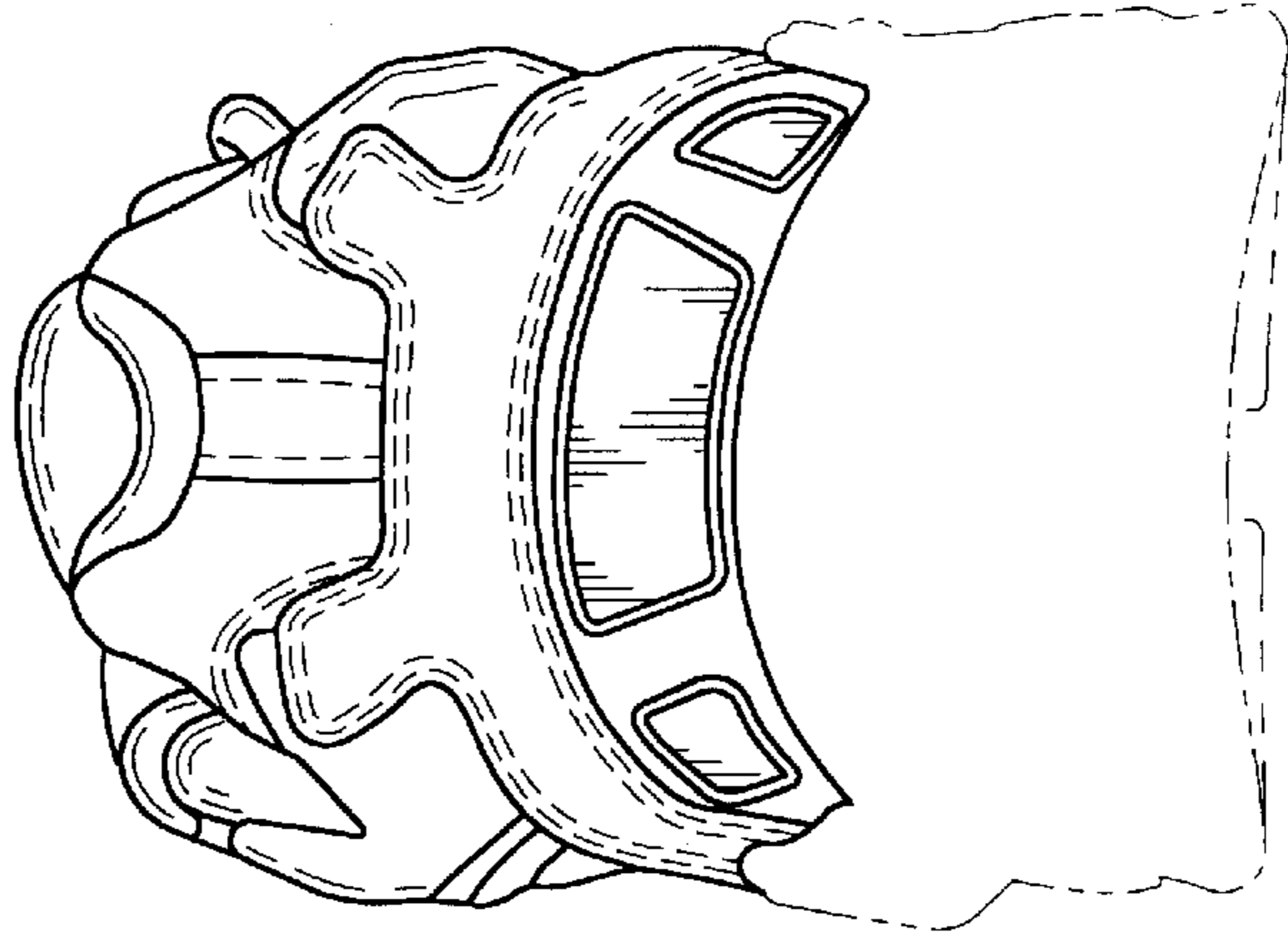


FIG. -6

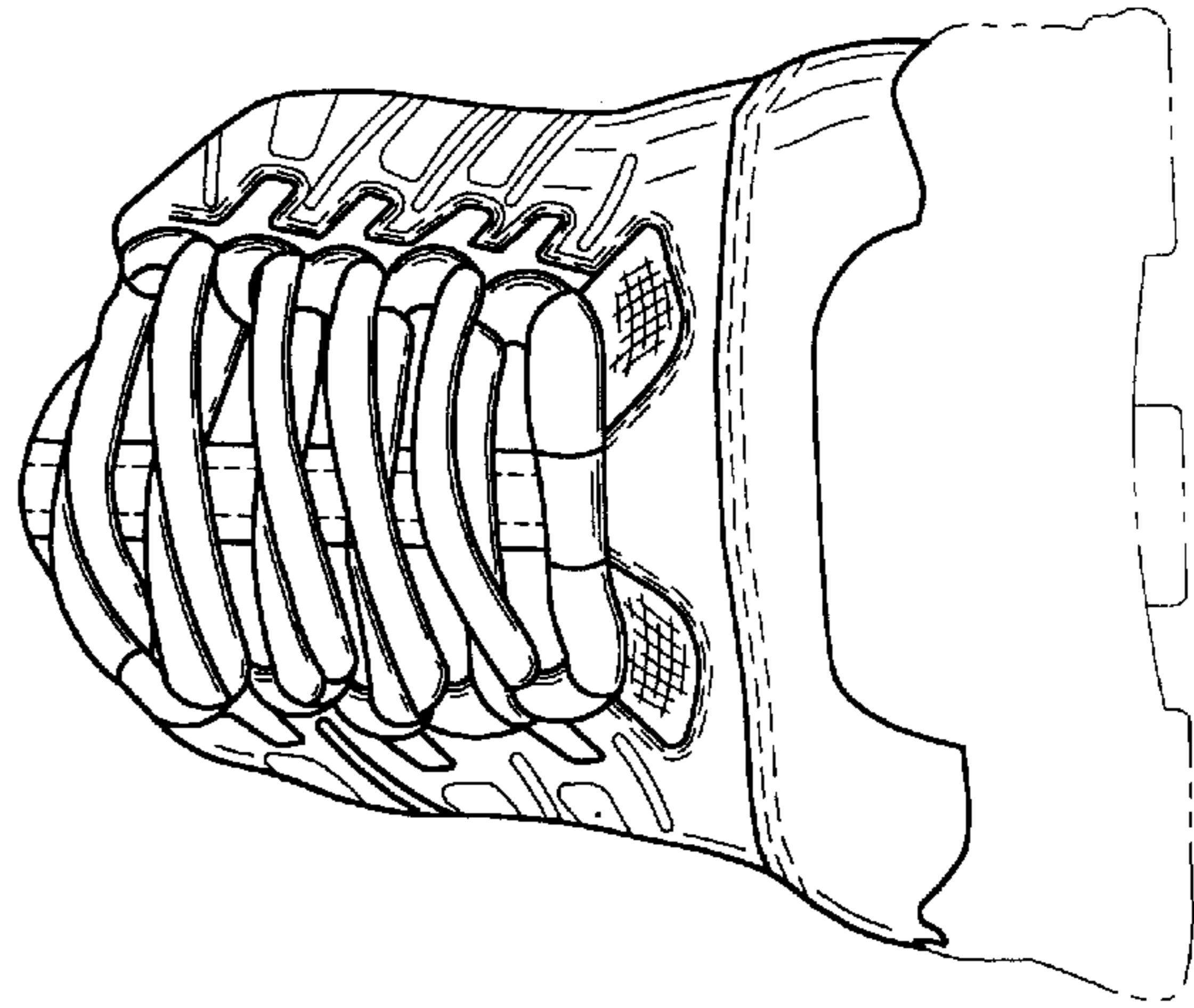


FIG. -5