



US00D444621S

(12) **United States Design Patent**
von Conta

(10) **Patent No.:** **US D444,621 S**

(45) **Date of Patent:** **** Jul. 10, 2001**

(54) **SHOE UPPER**

(75) Inventor: **Peter von Conta**, Somerville, MA (US)

(73) Assignee: **The Rockport Company, LLC**,
Marlborough, MA (US)

(**) Term: **14 Years**

(21) Appl. No.: **29/099,829**

(22) Filed: **Jan. 28, 1999**

(51) **LOC (7) Cl.** **02-04**

(52) **U.S. Cl.** **D2/969; D2/902; D2/907;**
D2/944; D2/943

(58) **Field of Search** **D2/969, 970, 945,**
D2/943, 944, 902, 903, 907, 908, 909,
910-912, 923, 924, 952, 897-899; 36/114,
126-131, 8.1-8.4, 11, 45, 50.1

(56) **References Cited**

U.S. PATENT DOCUMENTS

D. 342,370	12/1993	Keen .	
D. 345,460 *	3/1994	Ryder	D2/969
D. 346,483	5/1994	Foster .	
D. 353,482	12/1994	Cintron .	
D. 380,078	6/1997	von Conta .	
D. 380,594	7/1997	von Conta .	
D. 401,753	12/1998	Duclos .	
D. 405,948	2/1999	Carlson .	
D. 418,668 *	1/2000	Von Conta	D2/969
D. 420,790 *	2/2000	Oliva	D2/969

OTHER PUBLICATIONS

The ProWalker W2340 shoe, Rockport Spring 1995 Catalog,
p. 31.

The Jamie M3321 Cross-Camping and M3051 shoes, Rock-
port Fall 1991 Catalog, pp. 10, 20 and 21.

The M8002, M8025, M8034 and M8092 SuperSports shoes,
Rockport Spring 1987 Catalog, p. 6.

The Shaga and Kibo shoes, Rockport Spring 1996 Catalog,
p. 18.

The Lisbon shoe, Rockport Spring 1997 Catalog, p. 7.

The Trivor shoe, Rockport Fall 1997 Catalog, p. 12.

The Kersey, Keota, Nashoba, Sallisaw, Bowie and Colona
shoes, Rockport Fall 1995 Catalog, pp. 8 and 9.

* cited by examiner

Primary Examiner—Louis S. Zarfes

Assistant Examiner—Gregory Andoll

(74) *Attorney, Agent, or Firm*—Sterne, Kessler, Goldstein
& Fox P.L.L.C.

(57) **CLAIM**

The ornamental design for a shoe upper, as shown and
described.

DESCRIPTION

FIG. 1 is a left side elevational view of a shoe upper showing
my new design;

FIG. 2 is a right side elevational view thereof;

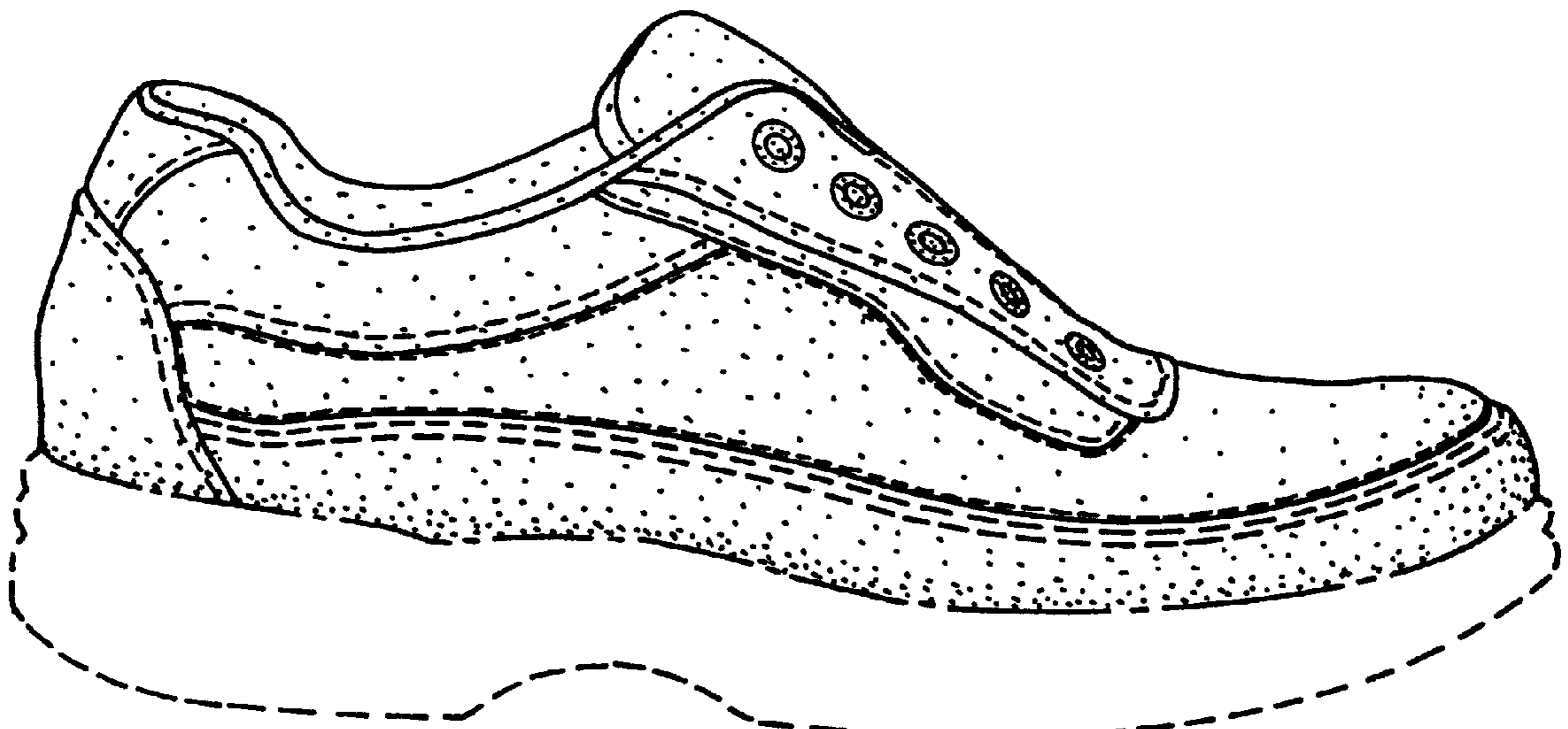
FIG. 3 is a top plan view thereof;

FIG. 4 is a front elevational view thereof; and,

FIG. 5 is a rear elevational view thereof.

The broken line showing of the sole in the Figures is for
illustrative purposes only and forms no part of the claimed
design.

1 Claim, 3 Drawing Sheets



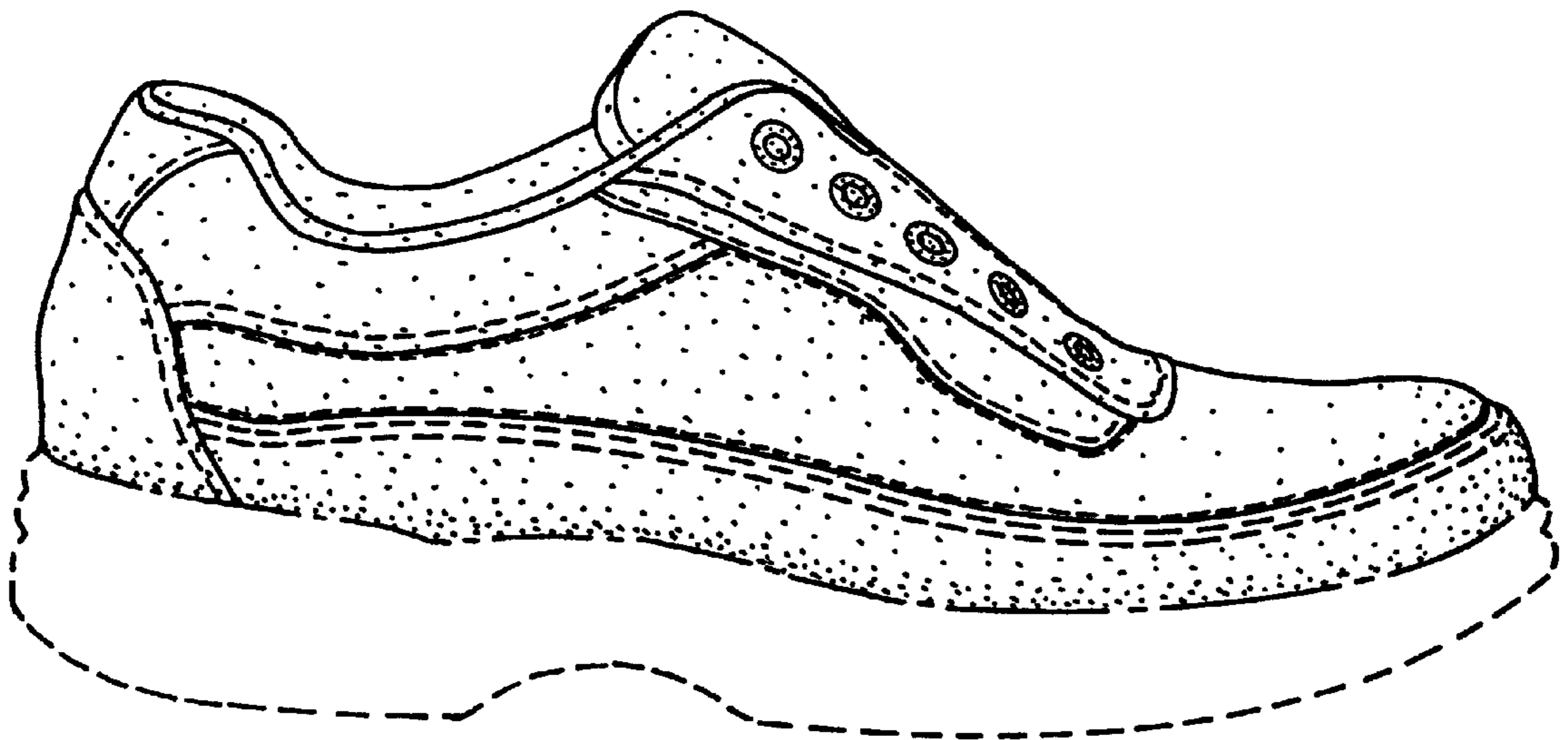


FIG. 1

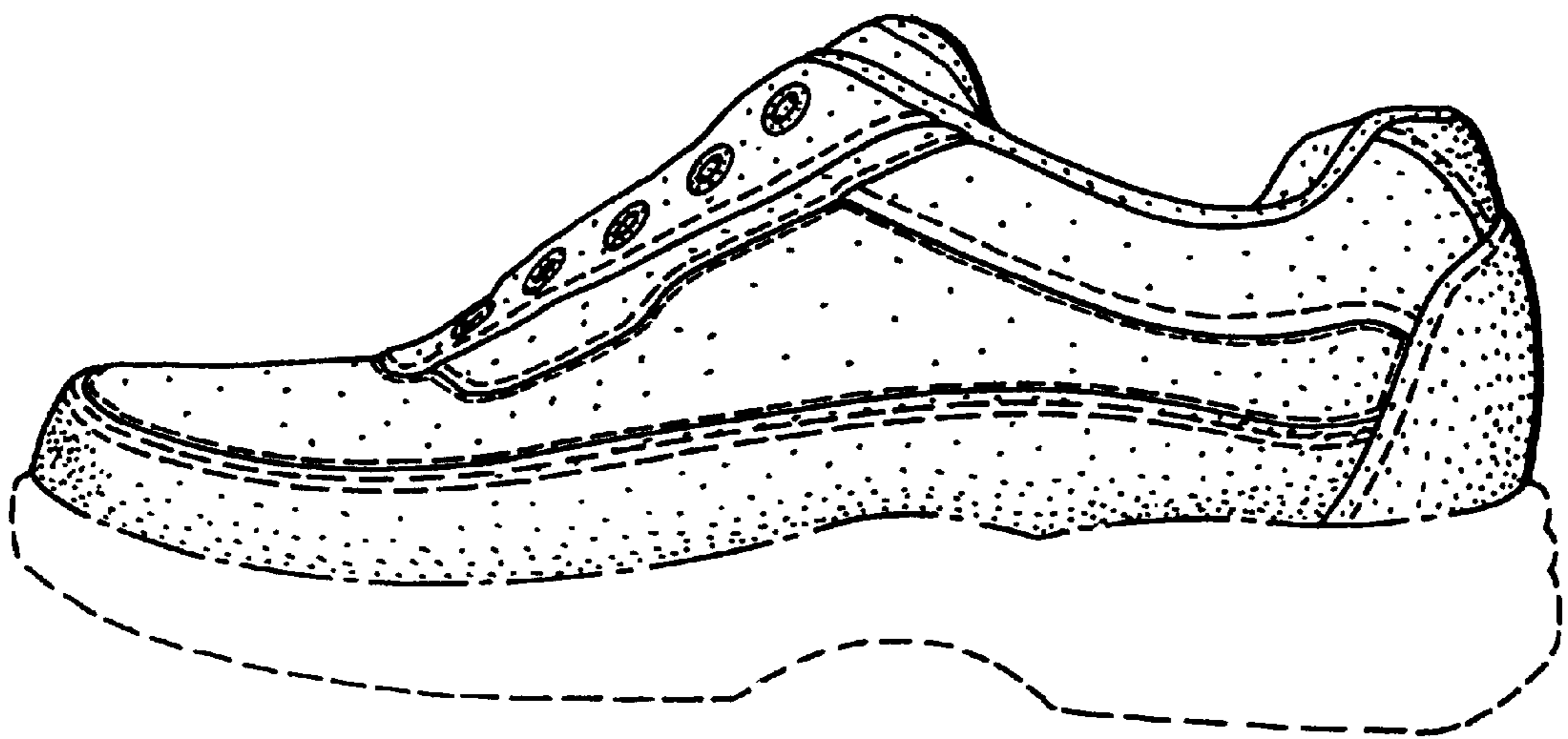


FIG. 2

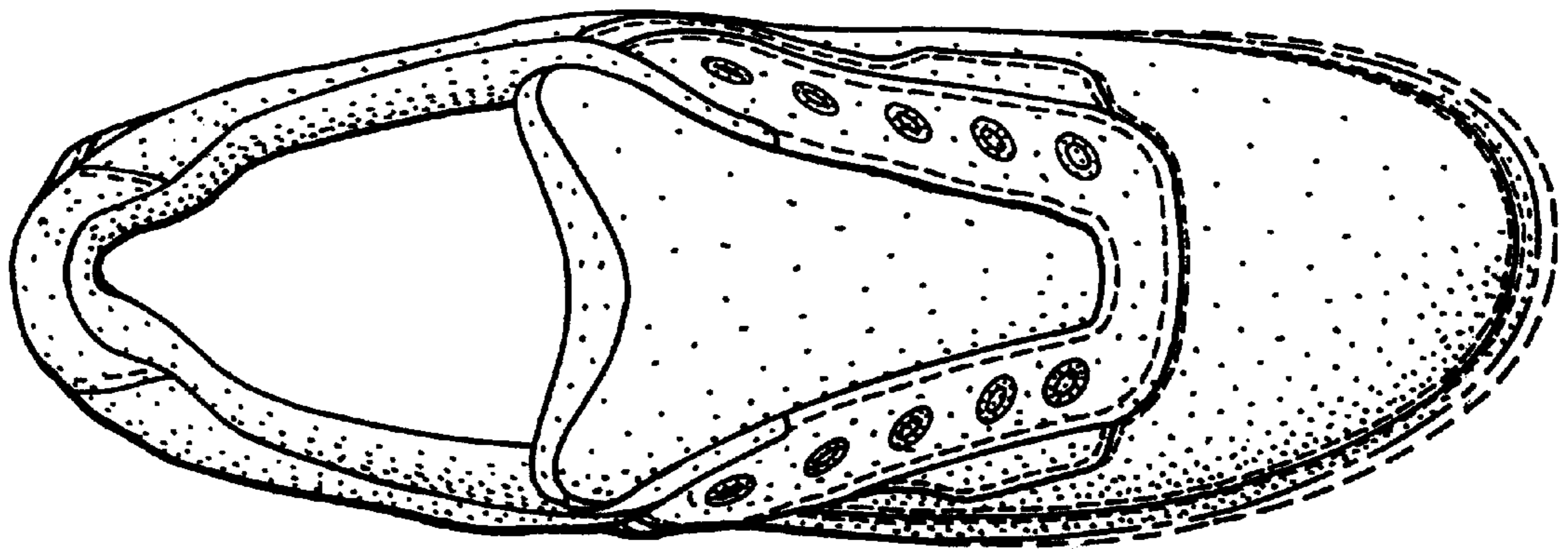


FIG. 3




FIG. 4

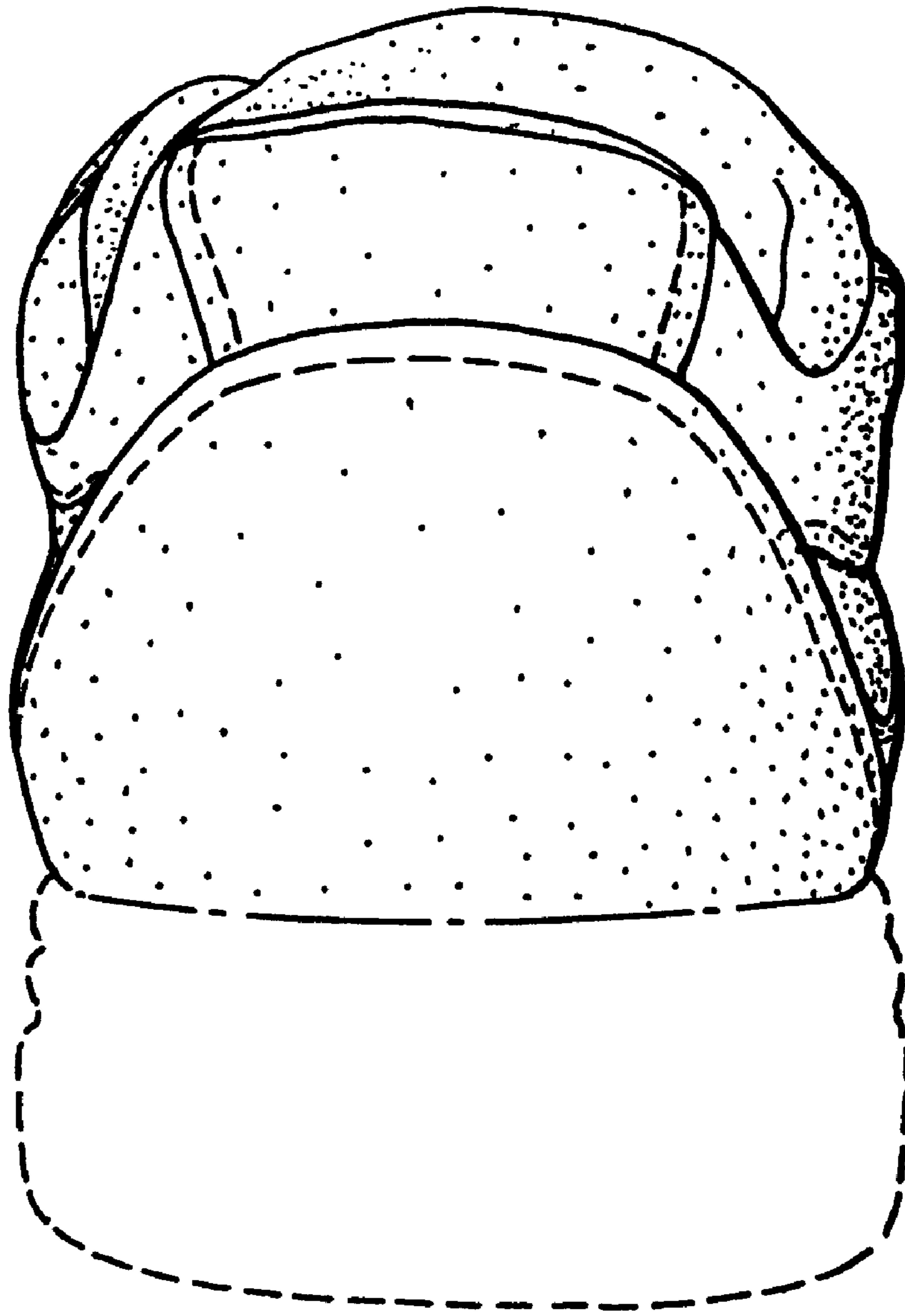


FIG. 5