



US00D444609S

(12) **United States Design Patent**
Cavero et al.

(10) **Patent No.:** **US D444,609 S**

(45) **Date of Patent:** **** Jul. 3, 2001**

(54) **MAILBOX**

(75) Inventors: **Dio C. Cavero**, Columbus, OH (US);
Victoria L. Brackney, Atlanta, GA
(US); **Dominic H. Jones**, Columbus,
OH (US); **Donald J. Staufenberg**,
Dublin, OH (US); **Ludwin M. Mora**,
Worthington, OH (US)

(73) Assignee: **National Manufacturing Co.**, Sterling,
IL (US)

(**) Term: **14 Years**

(21) Appl. No.: **29/127,814**

(22) Filed: **Aug. 11, 2000**

(51) **LOC (7) Cl.** **99-00**

(52) **U.S. Cl.** **D99/33**

(58) **Field of Search** D99/28, 29, 30,
D99/31, 33; 232/17, 19; 312/100

(56) **References Cited**

U.S. PATENT DOCUMENTS

- D. 39,569 * 9/1908 Baldwin D99/33
- D. 42,095 * 1/1912 Baldwin D99/33
- D. 148,958 * 3/1948 Robinette D99/33

- D. 154,470 * 7/1949 Gleseler D99/33
- D. 388,232 * 12/1997 Valentine D99/30
- D. 410,850 * 6/1999 Lio D99/33
- 2,507,785 * 5/1950 Hartman 232/19
- 5,054,862 * 10/1991 Vanaman 232/17

* cited by examiner

Primary Examiner—Paula A. Mortimer

(74) *Attorney, Agent, or Firm*—Tilton, Fallon, Lungmus &
Chestnut

(57) **CLAIM**

The ornamental design for a mailbox, as shown and
described.

DESCRIPTION

FIG. 1 is a perspective view of our new mailbox design;
FIG. 2 is a rear elevation view of the mailbox of FIG. 1;
FIG. 3 is a top plan view of the mailbox of FIG. 1;
FIG. 4 is a right side elevation view of the mailbox, the left
side elevation view is a mirror image; and,
FIG. 5 is a front elevation view of the mailbox of FIG. 1.
The broken line showing of the attaching means in FIGS.
2,3,and 5 is for illustrative purposes only and forms no part
of the claimed design.

1 Claim, 2 Drawing Sheets

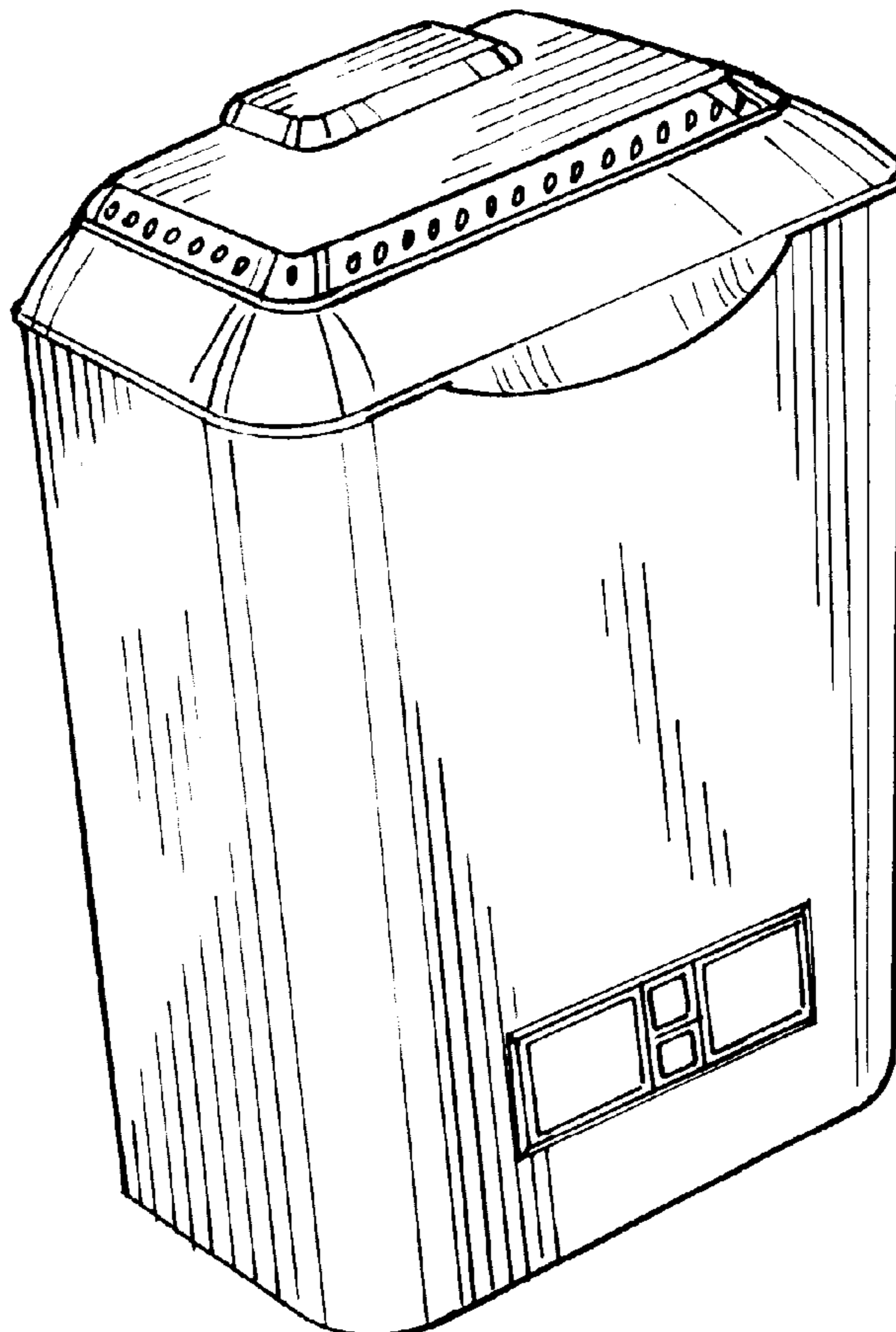


FIG. 1

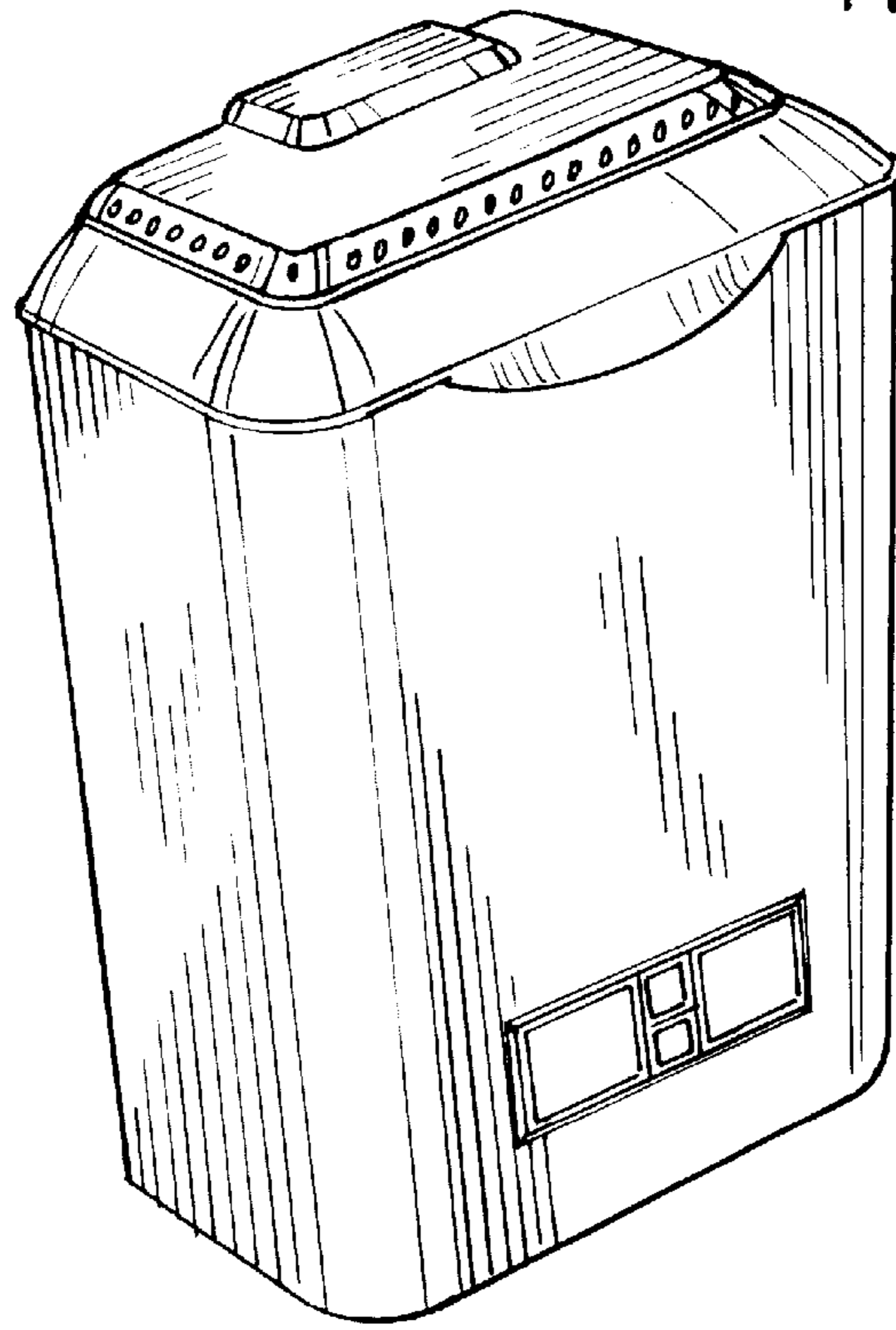


FIG. 2

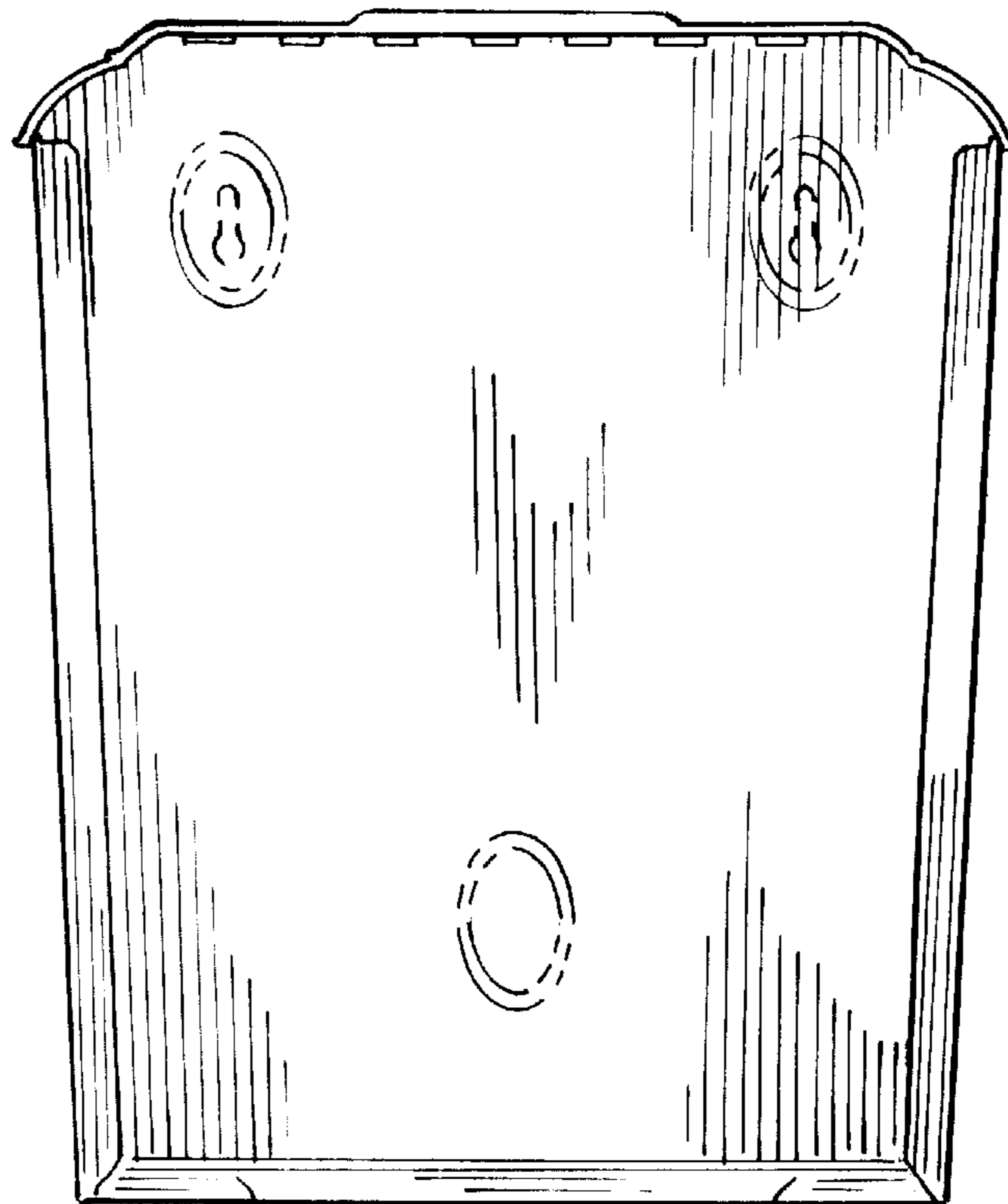


FIG. 3

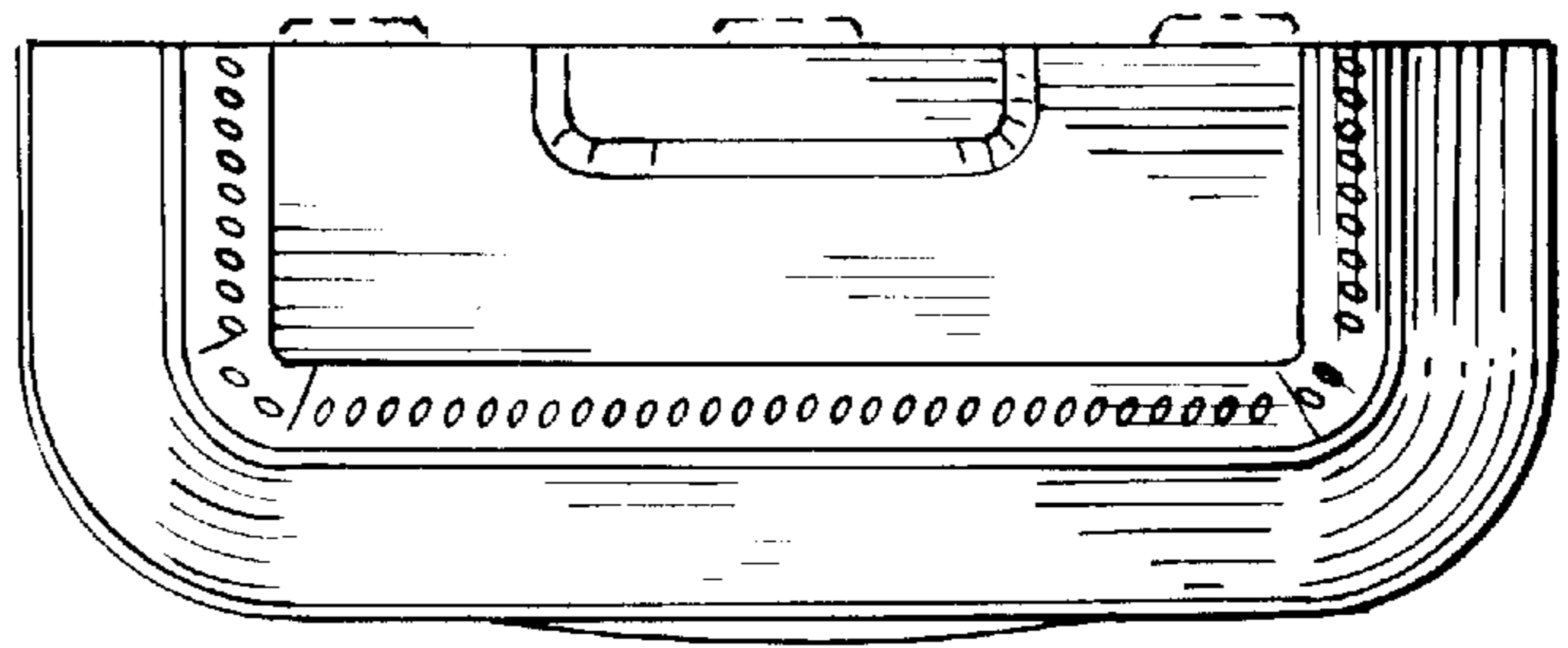


FIG. 4




FIG. 5

