



US00D444608S

(12) **United States Design Patent**
Kit

(10) **Patent No.:** **US D444,608 S**

(45) **Date of Patent:** **** Jul. 3, 2001**

(54) **SELF-SERVICE TERMINAL**

(75) Inventor: **Andrew Kit**, Dundee (GB)

(73) Assignee: **NCR Corporation**, Dayton, OH (US)

(**) Term: **14 Years**

(21) Appl. No.: **29/128,854**

(22) Filed: **Aug. 31, 2000**

(51) **LOC (7) Cl.** **20-01**

(52) **U.S. Cl.** **D99/28**

(58) **Field of Search** D99/28, 35, 36,
D99/40, 41, 43; D20/2; D6/436, 470; 232/4 R;
235/379, 380, 381

(56) **References Cited**

U.S. PATENT DOCUMENTS

D. 282,114	*	1/1986	Nishida	D99/28
D. 291,936	*	9/1987	Long	D99/28
D. 303,448	*	9/1989	Noda et al.	D99/28
D. 319,135	*	8/1991	Ferger et al.	D99/28
D. 332,165	*	12/1992	Fukutake et al.	D99/28
D. 336,716	*	6/1993	Bell et al.	D99/28
D. 360,734	*	7/1995	Hall	D99/28
D. 360,735	*	7/1995	Hall	D99/28
D. 360,739	*	7/1995	Hall	D99/28
D. 375,607	*	11/1996	Hall	D99/28
D. 388,229	*	12/1997	Couch	D99/28
D. 411,905	*	7/1999	Molander et al.	D99/28

D. 427,413 * 6/2000 Wallace et al. D99/35

* cited by examiner

Primary Examiner—Paula A. Mortimer

(57) **CLAIM**

The ornamental design for a self-service terminal, as shown and described.

DESCRIPTION

FIG. 1 is a front view of a self-service terminal showing my new design;

FIG. 2 is a left front perspective view from FIG. 1 the right front perspective view is a mirror image, the bottom and rear are not part of the claimed design;

FIG. 3 is a front view showing my design in a second embodiment;

FIG. 4 is a left front perspective view of the second embodiment, the right front perspective view is a mirror image, the bottom and rear are not part of the claimed design;

FIG. 5 is a front view showing my design in a third embodiment; and,

FIG. 6 is a left front perspective view of the third embodiment, the right front perspective view is a mirror image, the bottom and rear are not part of the claimed design.

The broken line showing of the terminal is for illustrative purposes only and forms no part of the claimed design.

1 Claim, 6 Drawing Sheets

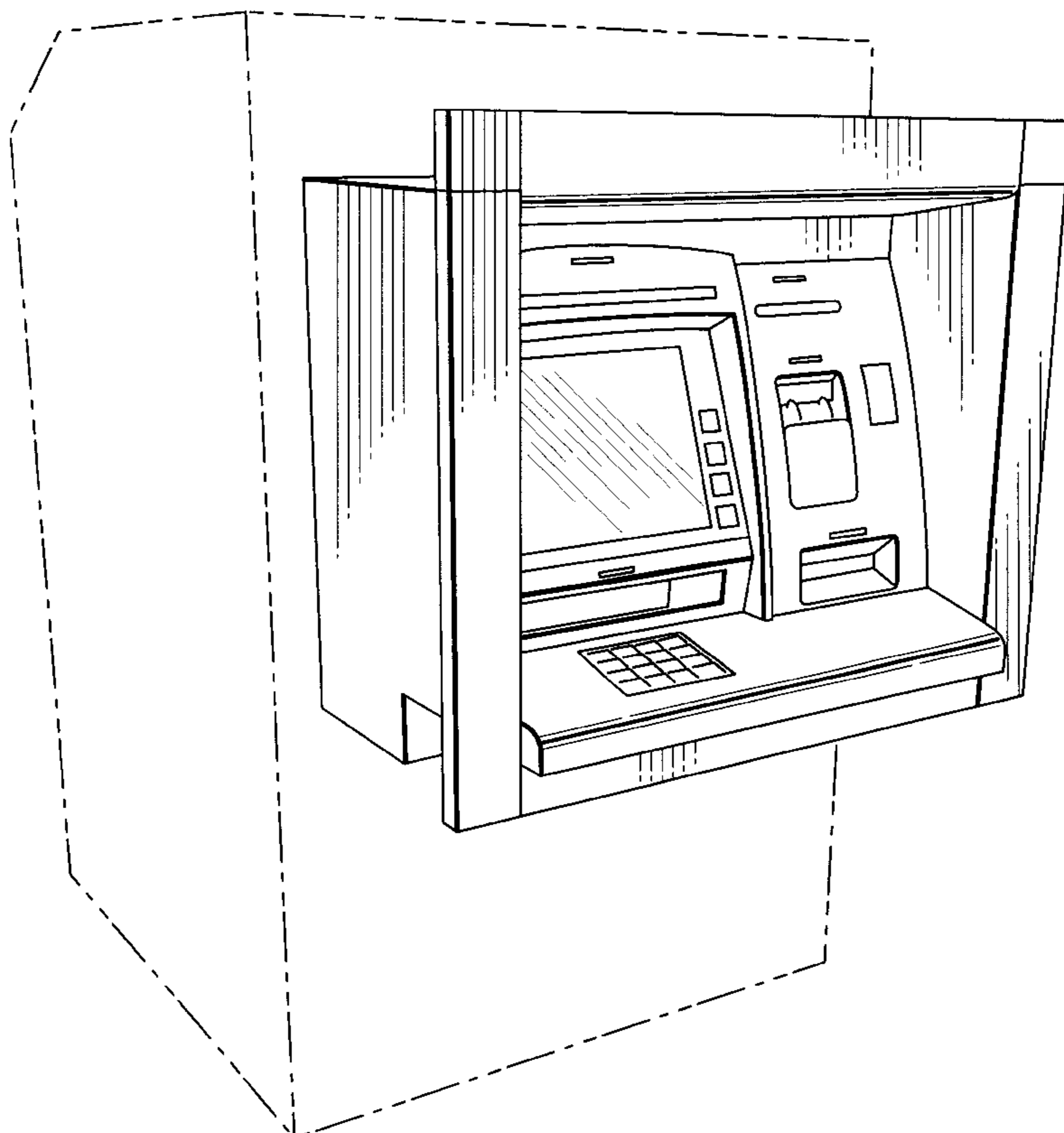


FIG. 1




FIG. 2

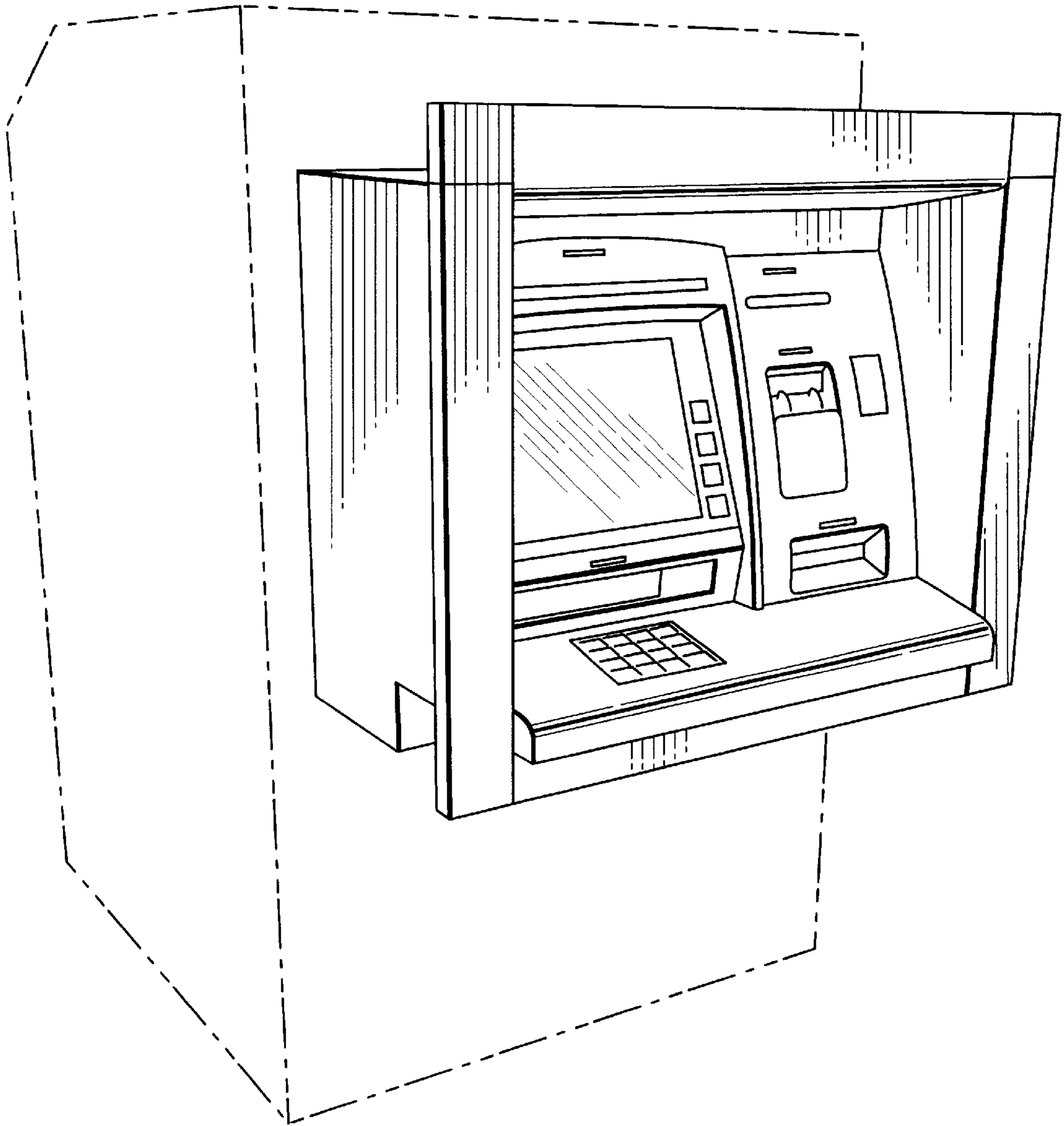


FIG. 3

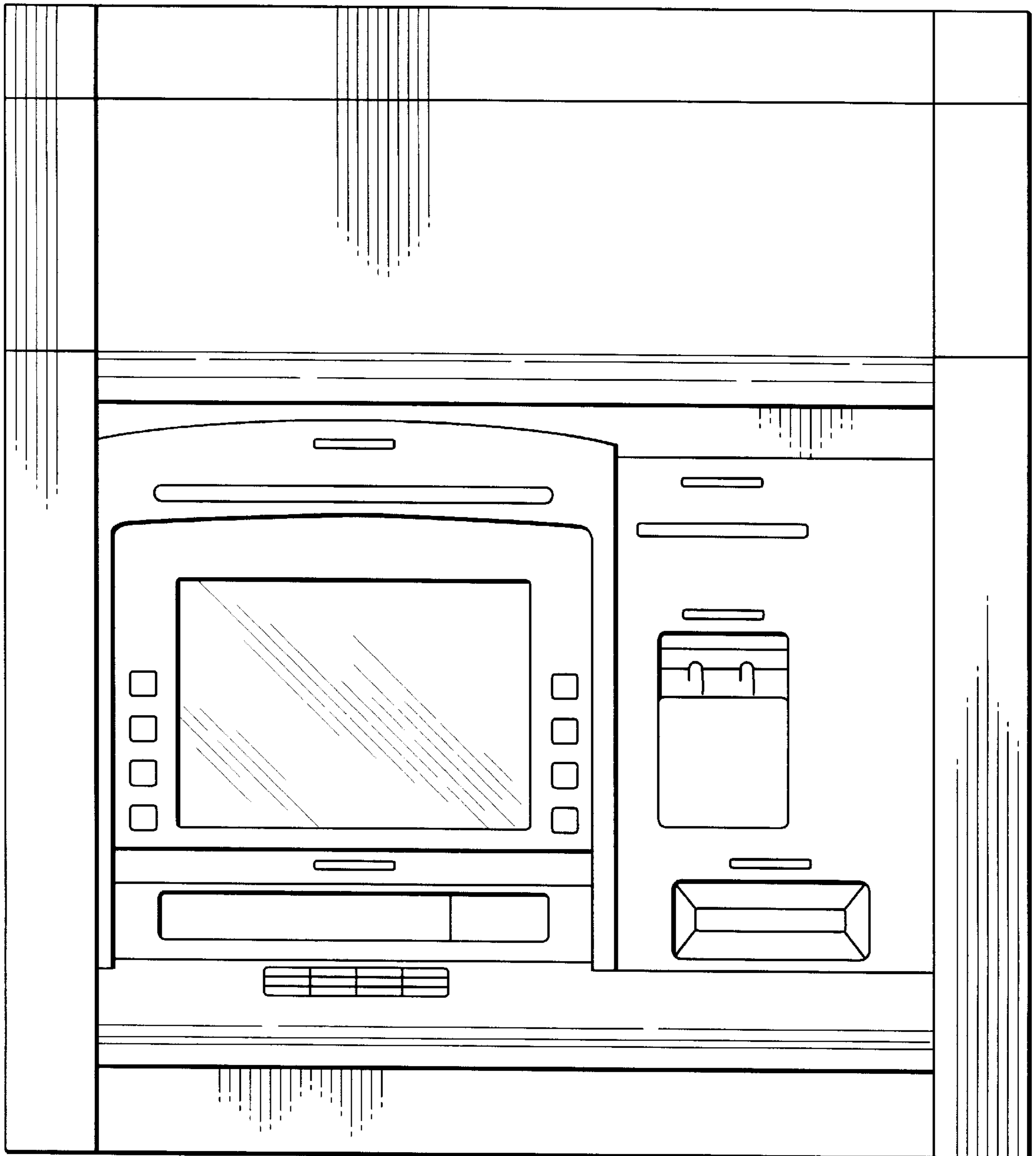


FIG. 4

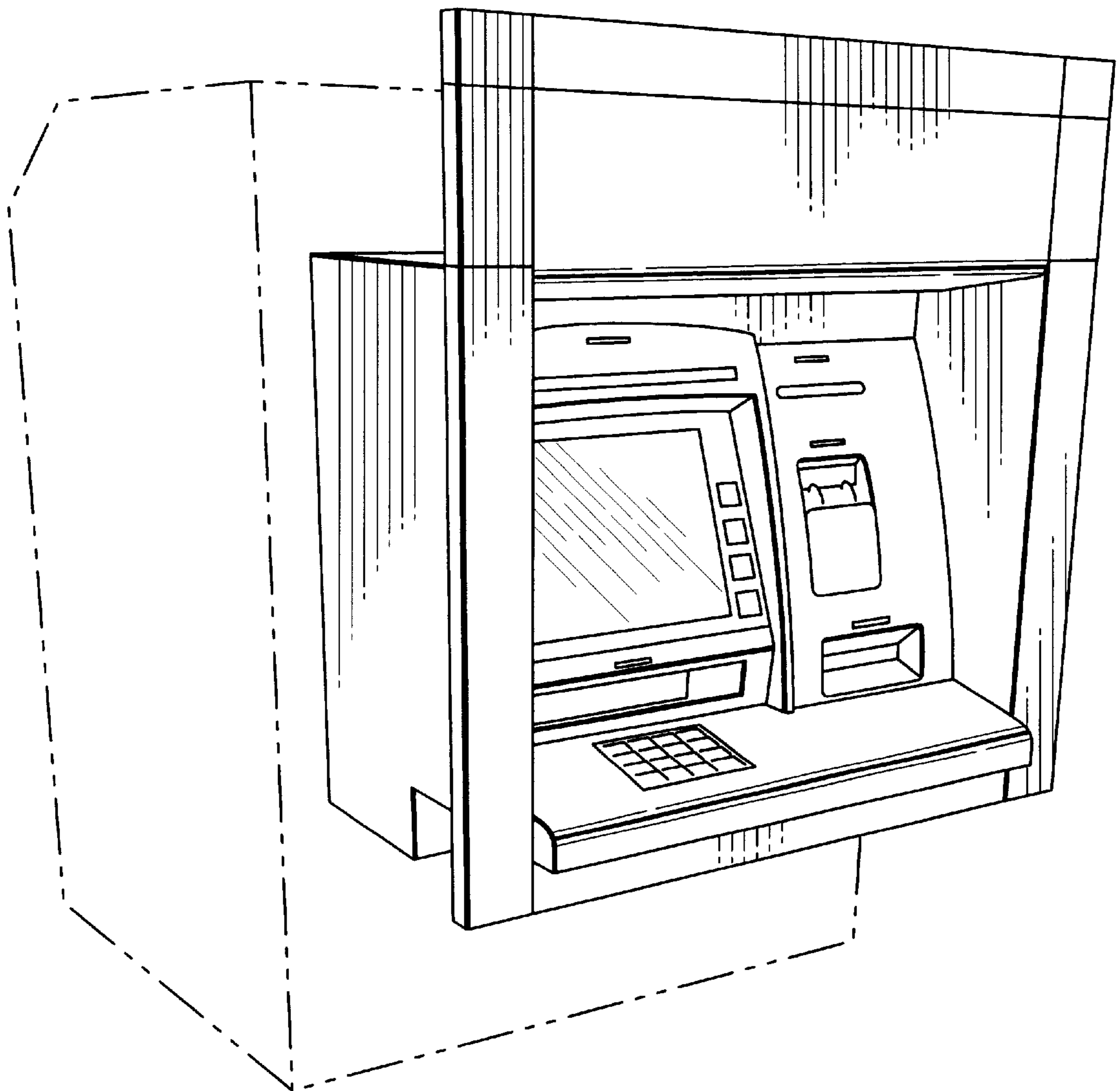


FIG. 5




FIG. 6

