



US00D444578S

(12) **United States Design Patent**  
**Emalfarb**

(10) **Patent No.:** **US D444,578 S**

(45) **Date of Patent:** **\*\* Jul. 3, 2001**

- (54) **LAWN EDGING PANEL**
- (76) Inventor: **Bradley Emalfarb**, 763 Bunker Ct.,  
Riverwoods, IL (US) 60015
- (\*\*) Term: **14 Years**
- (21) Appl. No.: **29/123,233**
- (22) Filed: **May 15, 2000**
- (51) **LOC (7) Cl.** ..... **25-01**
- (52) **U.S. Cl.** ..... **D25/164**
- (58) **Field of Search** ..... D25/164; 47/47,  
47/44, 33; 52/102

- 5,205,090 4/1993 Lavery .
- 5,438,804 8/1995 Reum et al. .
- 5,442,877 8/1995 Lindhal .
- 5,501,036 3/1996 Torp, Jr. et al. .
- 5,519,970 5/1996 Reum et al. .
- 5,526,606 6/1996 Beladakis .
- 5,588,262 12/1996 Dawson .

\* cited by examiner

*Primary Examiner*—Doris Clark  
(74) *Attorney, Agent, or Firm*—Wood, Phillips, VanSanten,  
Clark & Mortimer

(57) **CLAIM**

The ornamental design for a lawn edging panel, as shown and described.

(56) **References Cited**

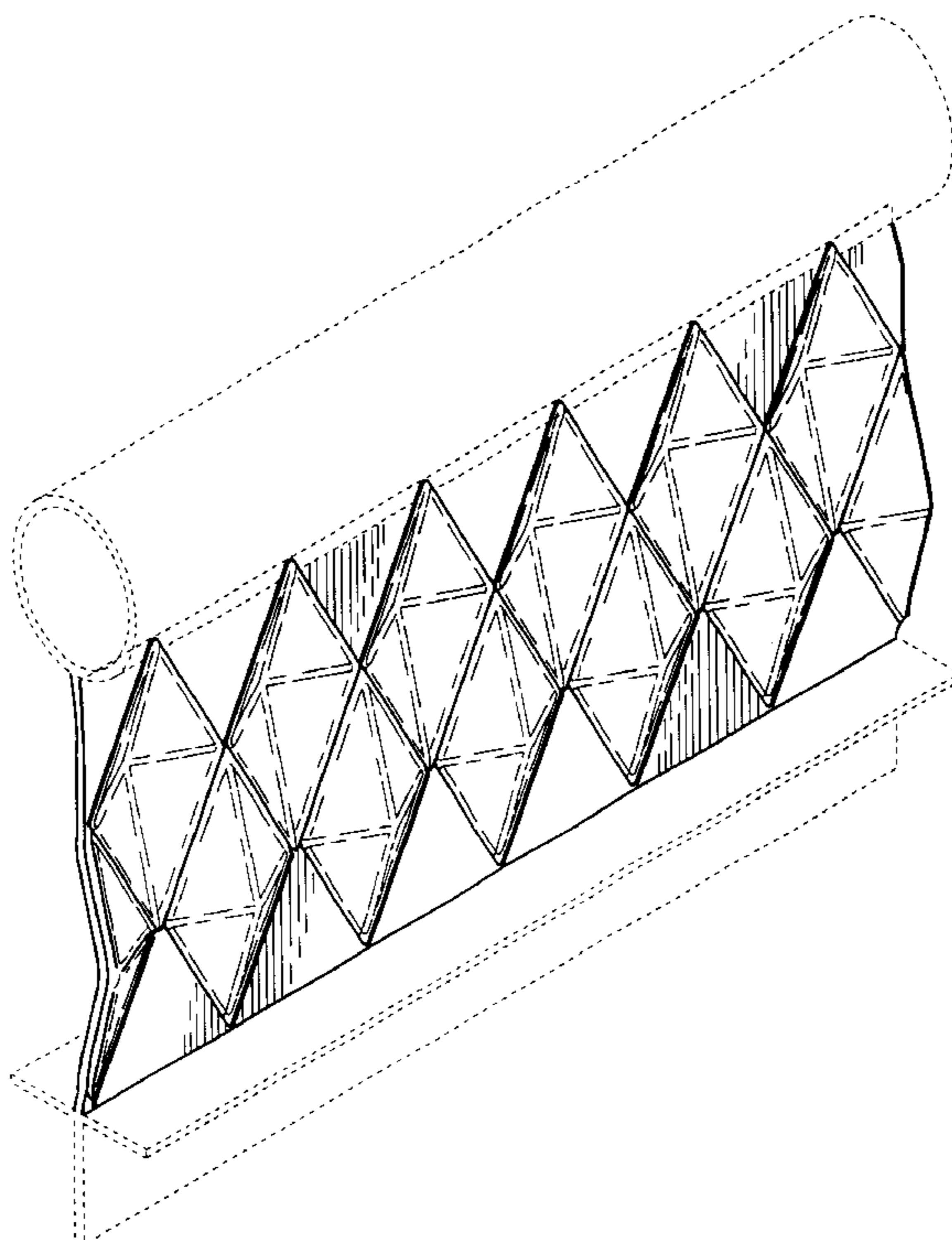
**U.S. PATENT DOCUMENTS**

D. 332,132	12/1992	Corcoran .	
D. 336,220	6/1993	Grimes .	
D. 353,213	12/1994	Reum .	
3,933,311 *	1/1976	Lemelson .....	47/33
4,644,685	2/1987	Tisbo et al. .	
4,761,923	8/1988	Reum et al. .	
4,858,378	8/1989	Helmy .	
4,986,042	1/1991	Richardt .	
5,020,272	6/1991	Herrema et al. .	
5,027,551	7/1991	Rodriguez .	
5,048,241	9/1991	Gavin, Jr. .	
5,102,048	4/1992	Bohnhoff .	
5,134,817	8/1992	Richardt .	
5,142,818	9/1992	Weigert .	
5,157,867	10/1992	Fritch .	
5,168,678	12/1992	Scott, Jr. et al. .	
5,174,500	12/1992	Yianilos .	
5,201,154	4/1993	Thomas .	

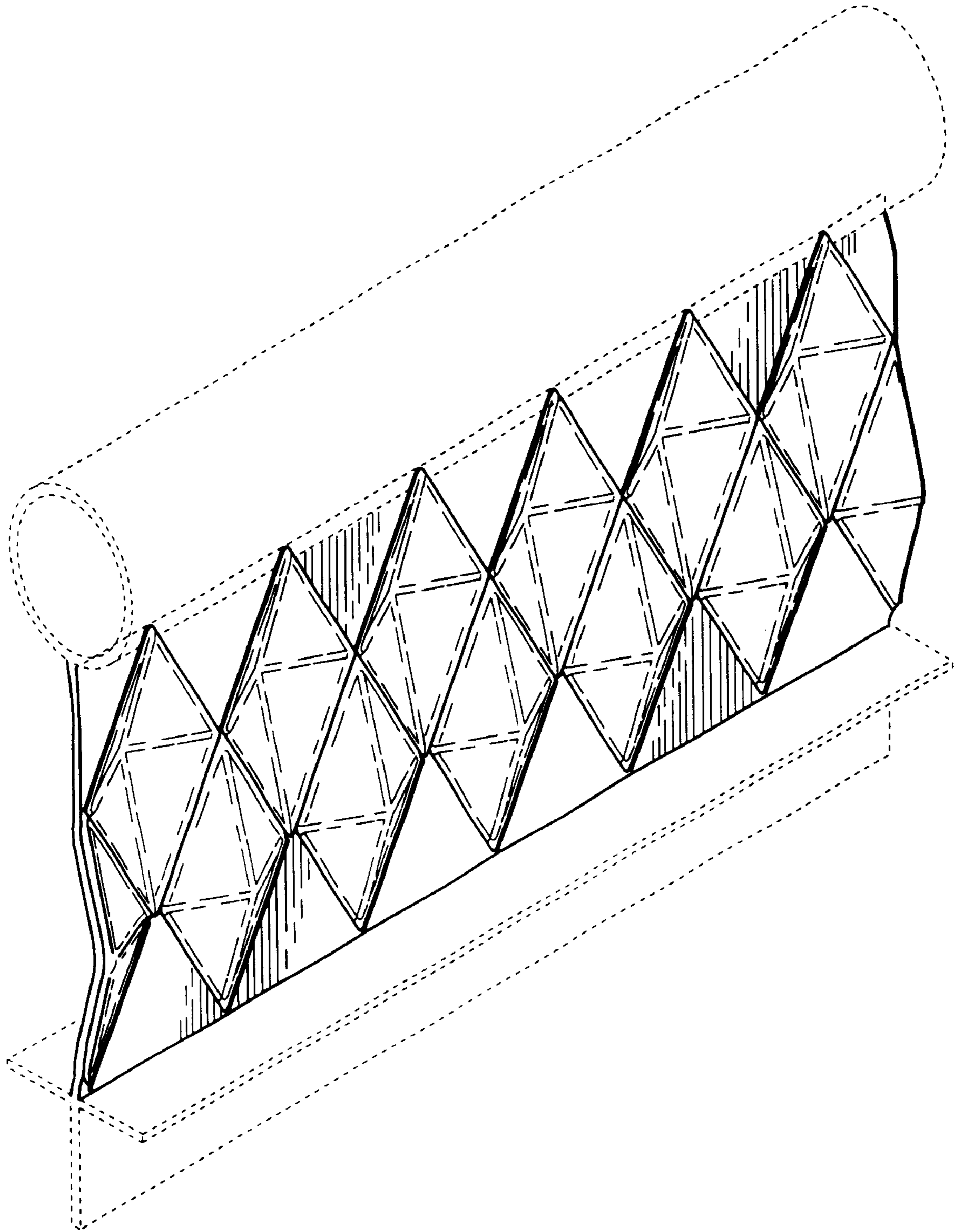
**DESCRIPTION**

FIG. 1 is a top, side, and end perspective view of my design for lawn edging panel;  
 FIG. 2 is an elevational view thereof from the same side as in FIG. 1;  
 FIG. 3 is an elevational view thereof from the side opposite that in FIG. 2;  
 FIG. 4 is an elevational view thereof from the end of FIG. 1;  
 FIG. 5 is an elevational view thereof from the end opposite that in FIG. 4;  
 FIG. 6 is a top plan view thereof; and,  
 FIG. 7 is a bottom view thereof.  
 The portions of the drawings shown in dotted lines do not form a part of the claimed design.

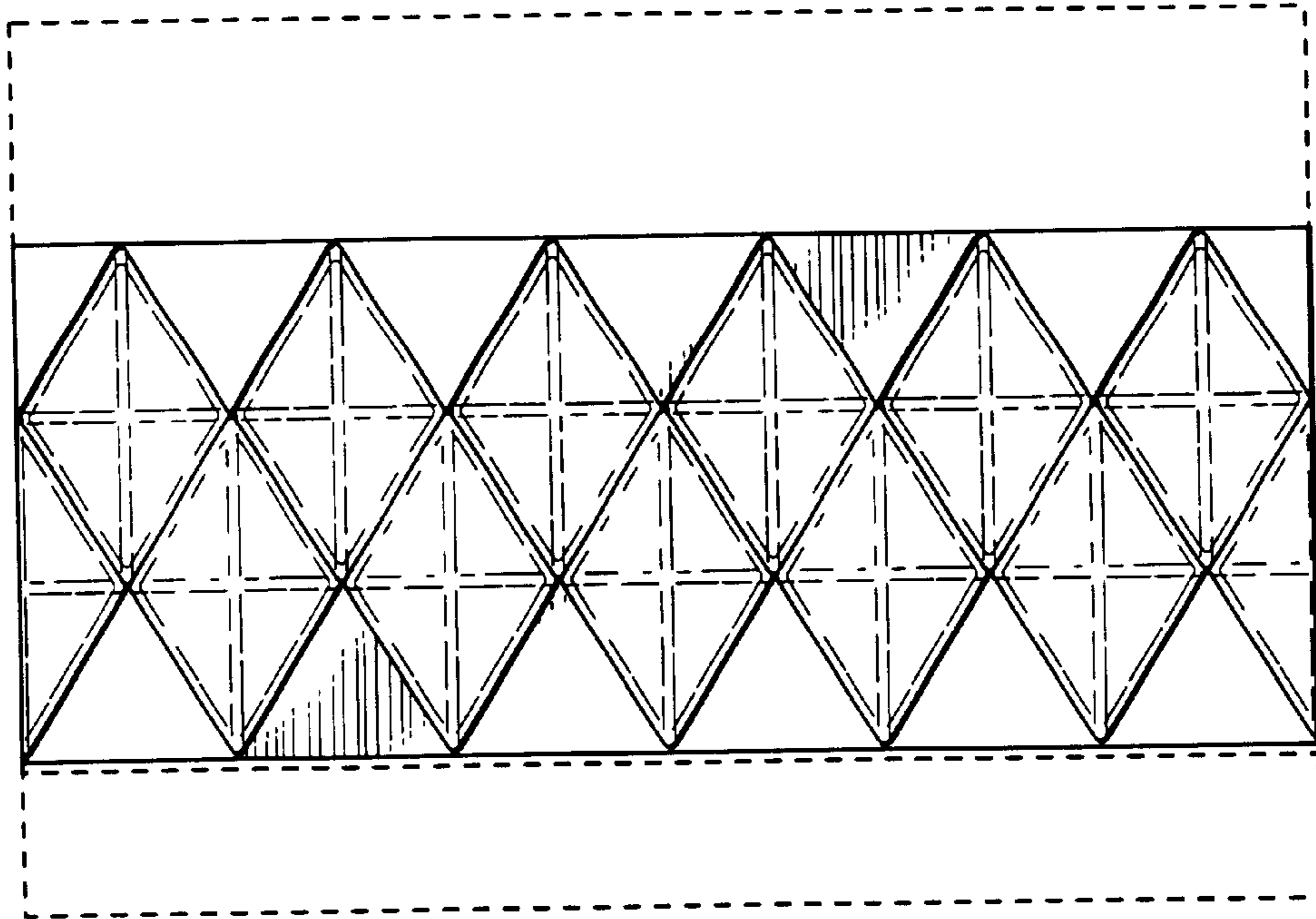
**1 Claim, 3 Drawing Sheets**



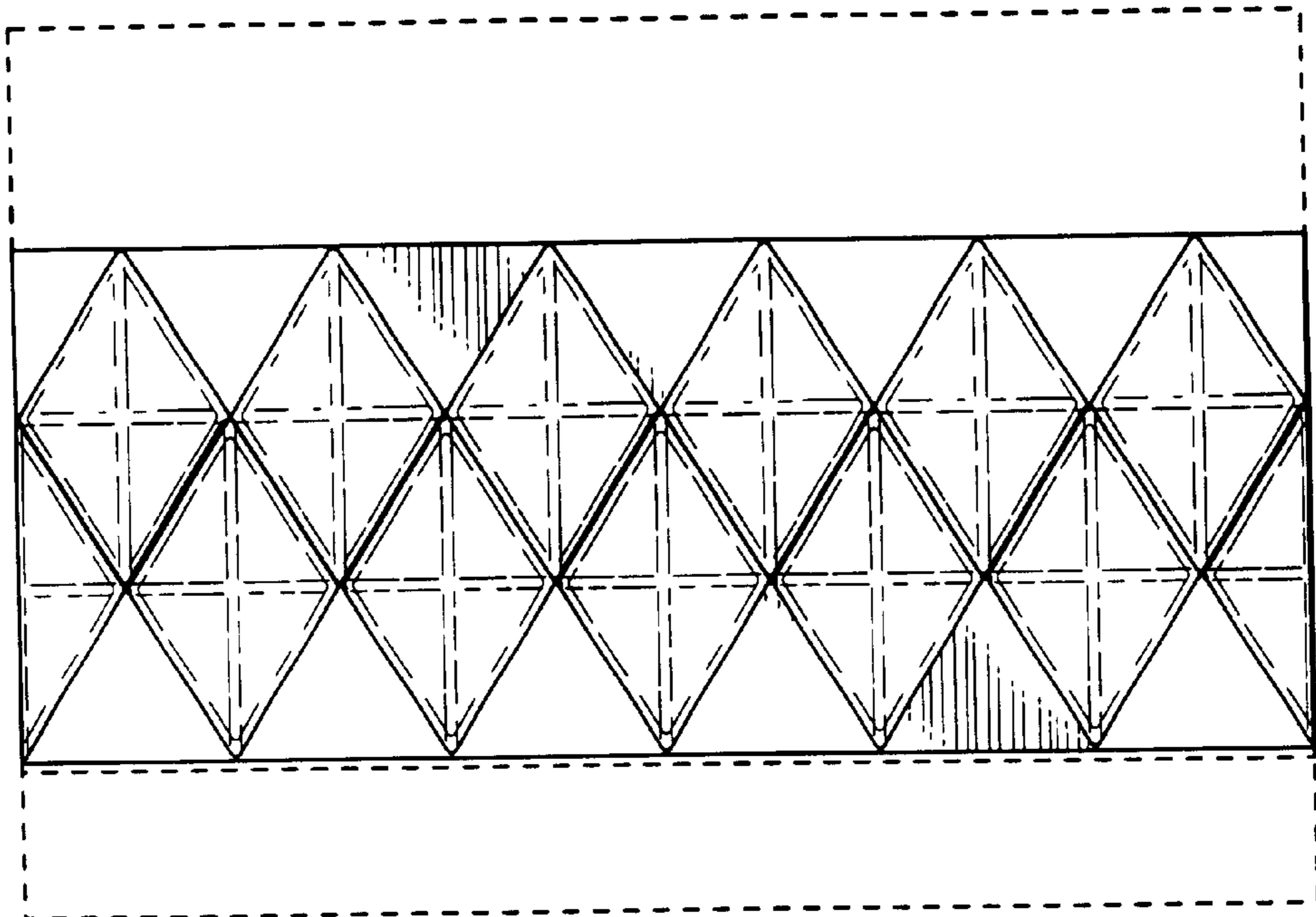
*Fig. 1*



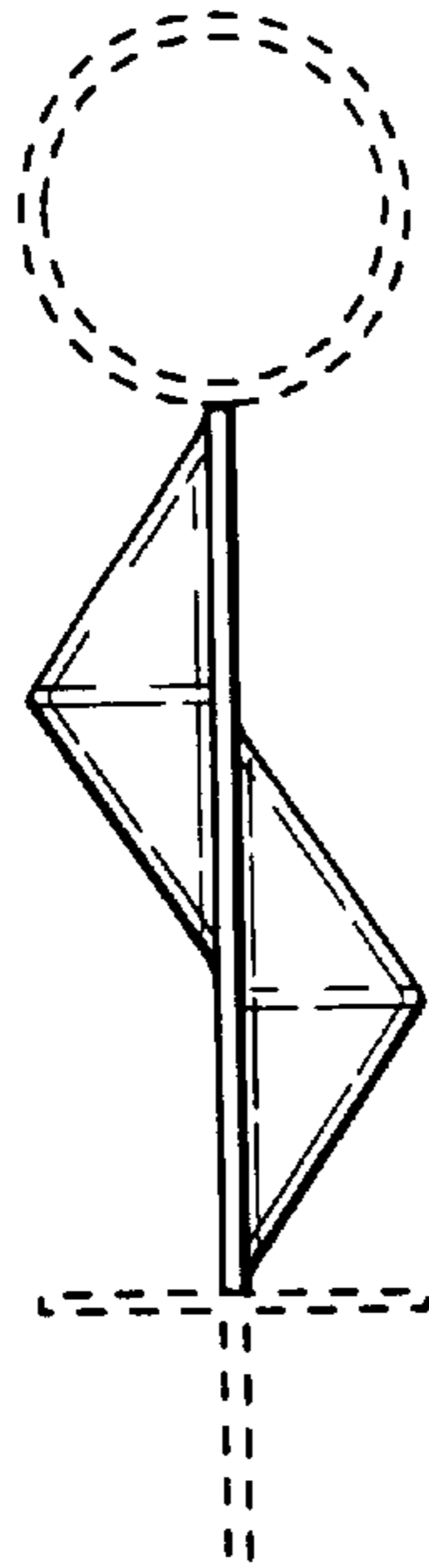
*Fig. 2*



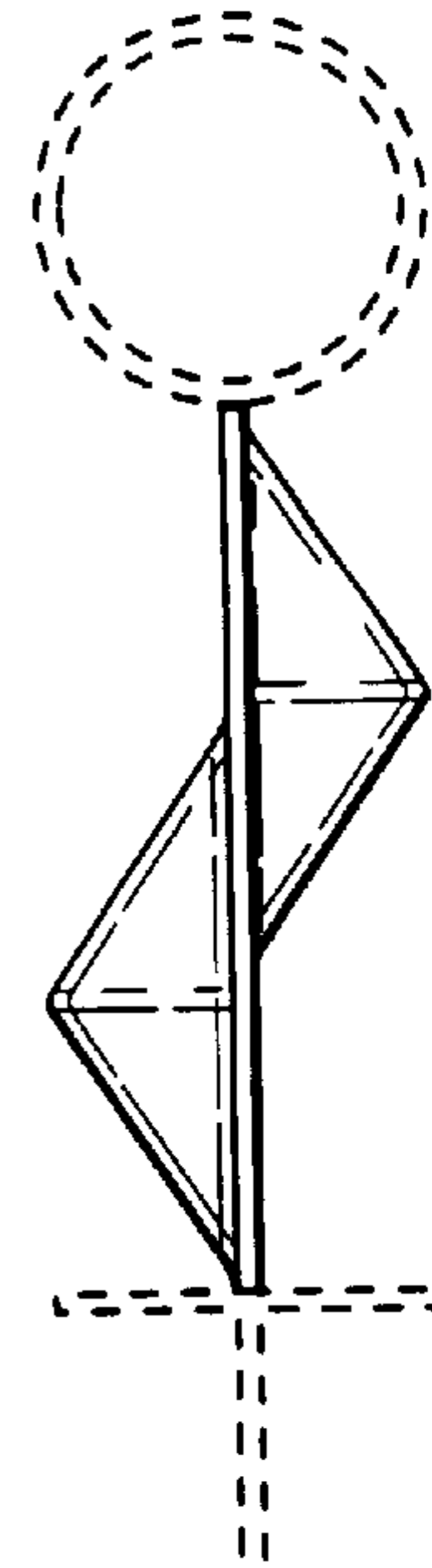
*Fig. 3*



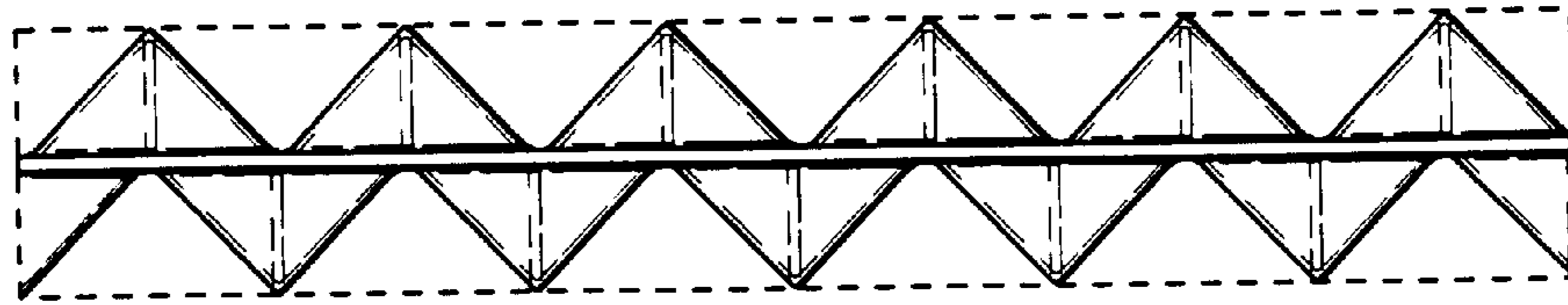
*Fig. 4*



*Fig. 5*



*Fig. 6*



*Fig. 7*

