



US00D444577S

(12) **United States Design Patent**  
**Neuhofer, Jr.**

(10) **Patent No.:** **US D444,577 S**

(45) **Date of Patent:** **\*\* Jul. 3, 2001**

(54) **PANEL**

4,615,448 \* 10/1986 Johnstonbaugh ..... 211/94.01

(76) Inventor: **Franz Neuhofer, Jr.**, Haslau 56,  
A-4893 Zell am Moos (AT)

\* cited by examiner

(\*\*) Term: **14 Years**

*Primary Examiner*—Doris Clark

(74) *Attorney, Agent, or Firm*—Collard & Roe, PC

(21) Appl. No.: **29/127,412**

(22) Filed: **Aug. 4, 2000**

(30) **Foreign Application Priority Data**

Apr. 10, 2000 (AT) ..... MU 1431/00

(51) **LOC (7) Cl.** ..... **25-01**

(52) **U.S. Cl.** ..... **D25/138**

(58) **Field of Search** ..... D25/138; 52/582.1,  
52/582.2, 583.1, 799.11, 238.1, 239, 584.1,  
587.1, 586.1, 586.2, 585.1; 211/94.01, 162,  
189, 186; D6/449, 457, 468, 466, 467,  
332, 511, 509

(56) **References Cited**

**U.S. PATENT DOCUMENTS**

D. 373,836 \* 9/1996 Bado et al. .... D25/138

(57) **CLAIM**

The ornamental design for a panel, as shown and described.

**DESCRIPTION**

FIG. 1 shows a left end view of my design for a panel;

FIG. 2 shows a right end view thereof;

FIG. 3 shows a top view thereof;

FIG. 4 shows a bottom view thereof;

FIG. 5 shows a front view thereof; and,

FIG. 6 shows a back view thereof.

**1 Claim, 2 Drawing Sheets**

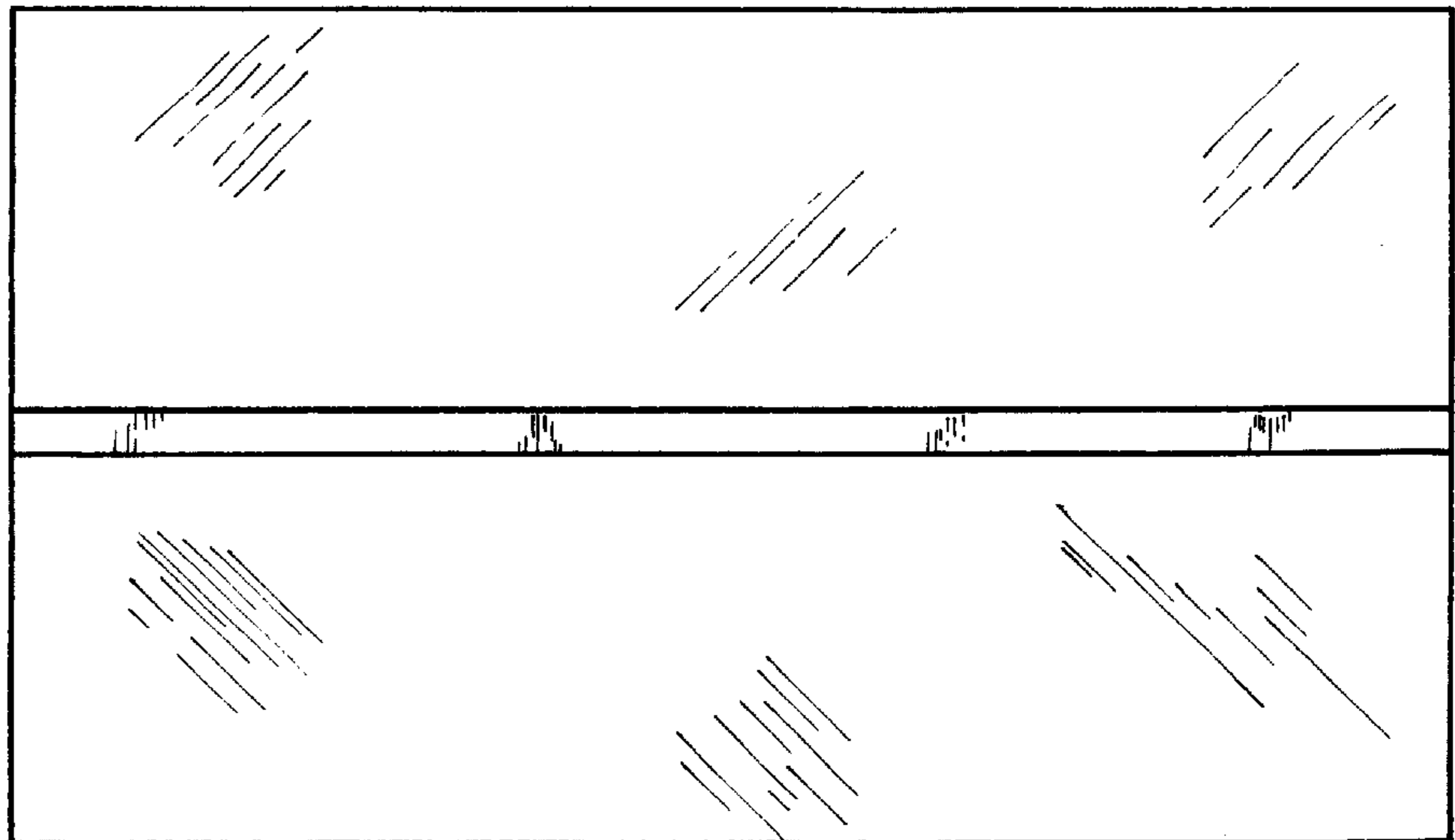
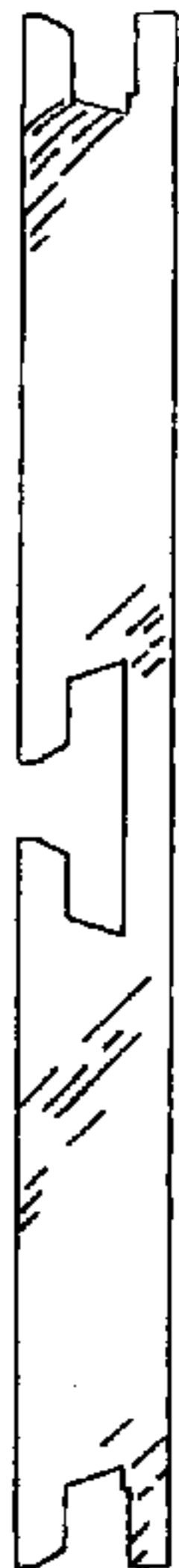


FIG.1



FIG.2



FIG.3




FIG.4




FIG. 5

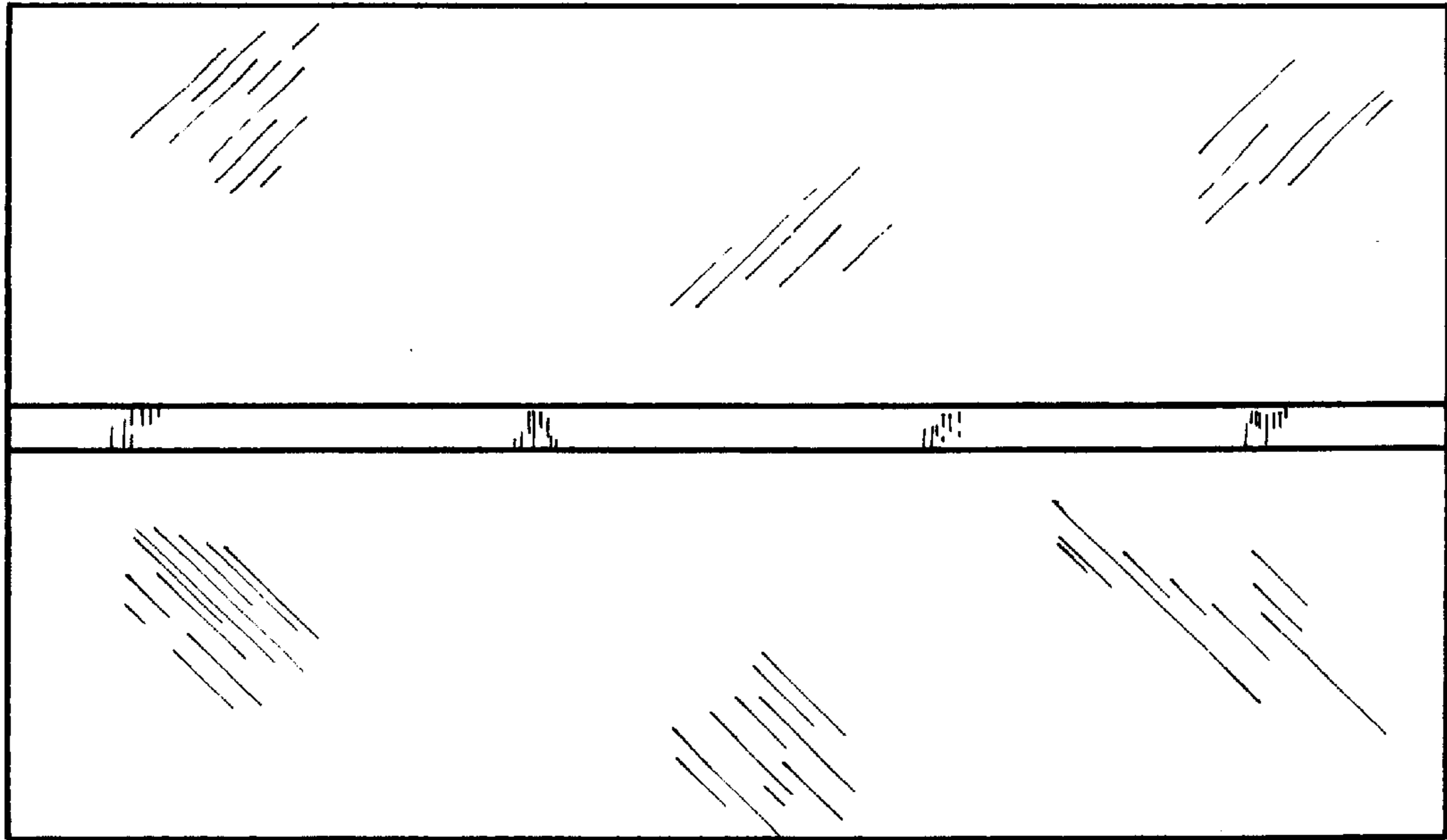


FIG. 6

