



US00D444569S

(12) **United States Design Patent**
Canini et al.

(10) **Patent No.:** **US D444,569 S**

(45) **Date of Patent:** **** Jul. 3, 2001**

(54) **WINDMILL**

D. 390,969 * 2/1998 Hsu D25/1

(75) Inventors: **Jean-Marc Canini**, Aibes; **Christophe Jonckheere**, Maubeuge; **Alain Ducrot**, Jeumont, all of (FR)

* cited by examiner

(73) Assignee: **Jeumont Industrie**, Courbevoie (FR)

Primary Examiner—Doris Clark

(**) Term: **14 Years**

(74) *Attorney, Agent, or Firm*—Wenderoth, Lind & Ponack, L.L.P.

(21) Appl. No.: **29/126,880**

(57) **CLAIM**

The ornamental design for a windmill, as shown.

(22) Filed: **Jul. 27, 2000**

DESCRIPTION

(30) **Foreign Application Priority Data**

Jan. 28, 2000 (XH) DM/050 518

FIG. 1 is a front view of a windmill in accordance with the present design;

(51) **LOC (7) Cl.** **25-03**

FIG. 2 is a right side view thereof;

(52) **U.S. Cl.** **D25/1**

FIG. 3 is a left side view thereof;

(58) **Field of Search** D25/1; 416/196 A, 416/197 A; D13/315

FIG. 4 is a rear side view thereof;

FIG. 5 is a top plan view thereof; and,

FIG. 6 is a perspective view thereof.

(56) **References Cited**

U.S. PATENT DOCUMENTS

D. 359,099 * 6/1995 Sugimoto D25/1

1 Claim, 6 Drawing Sheets

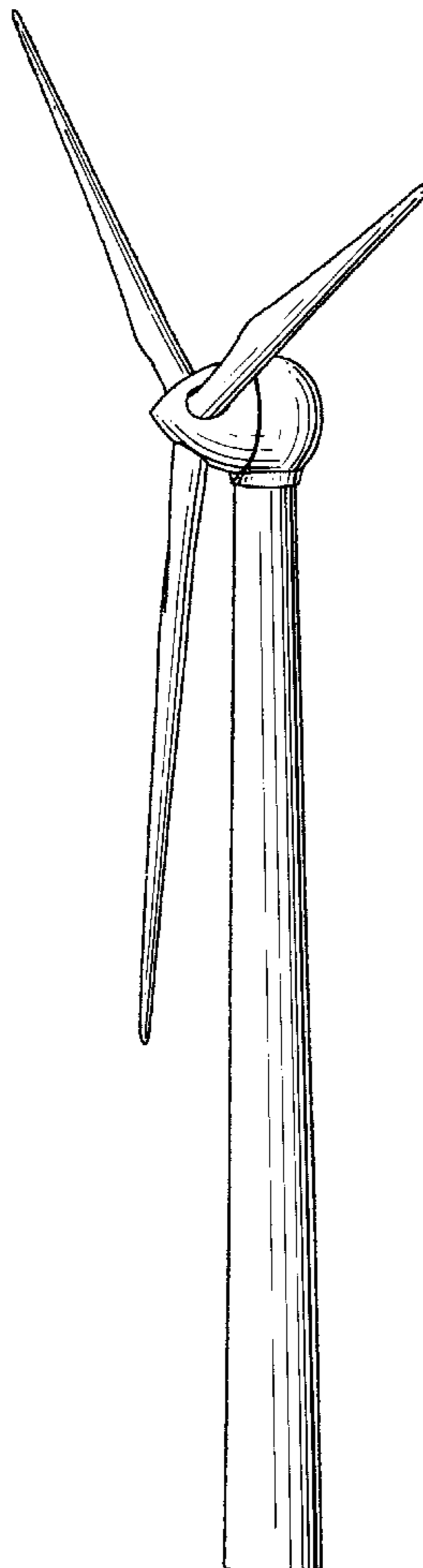
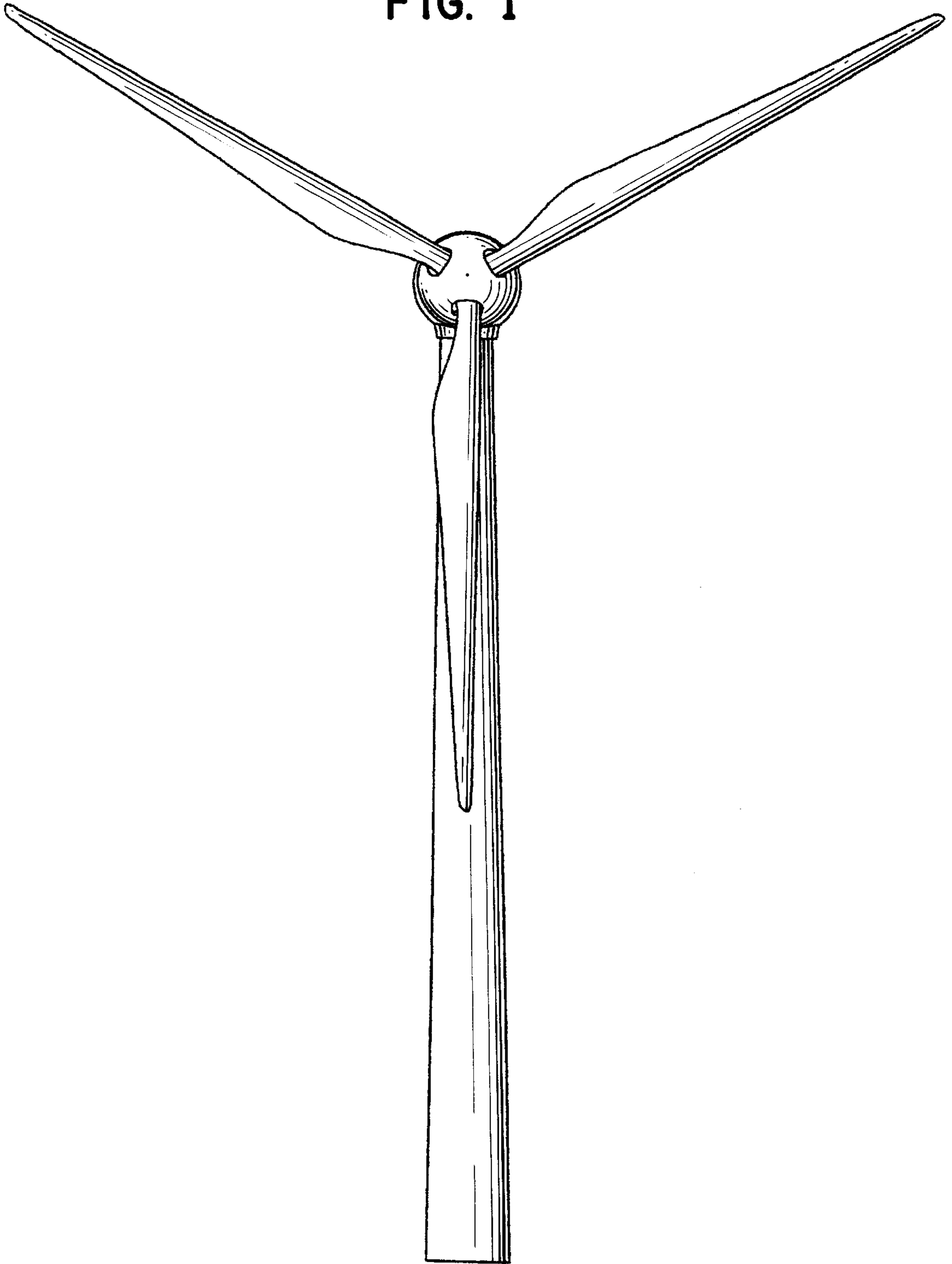


FIG. 1



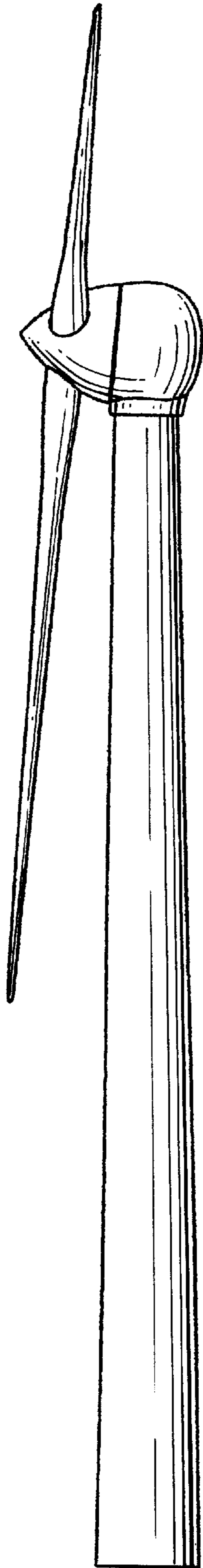


FIG. 2

FIG. 3

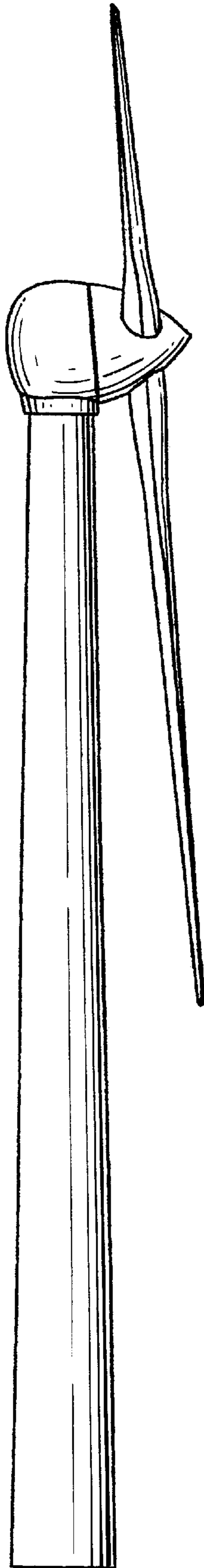


FIG. 4

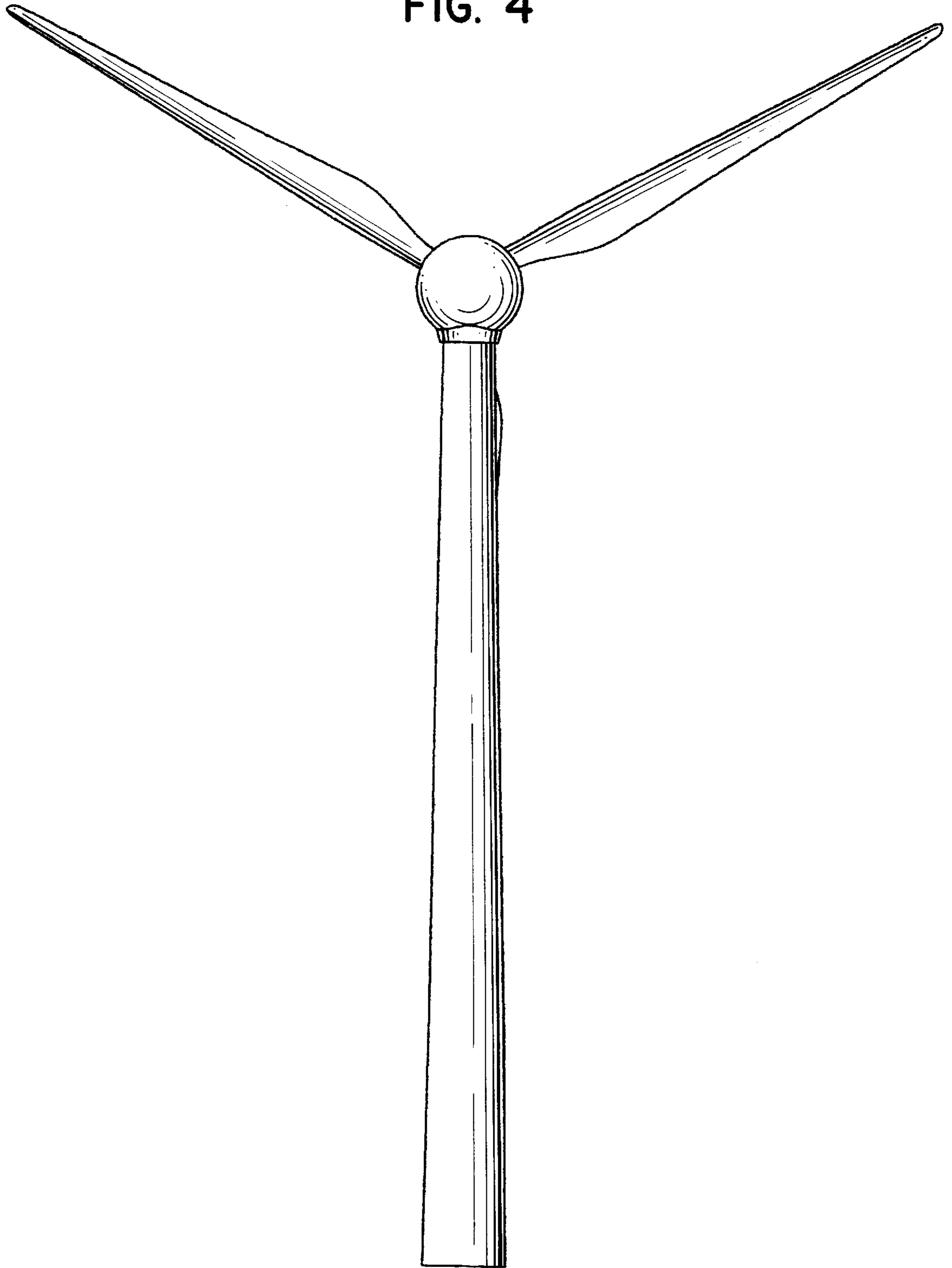


FIG. 5

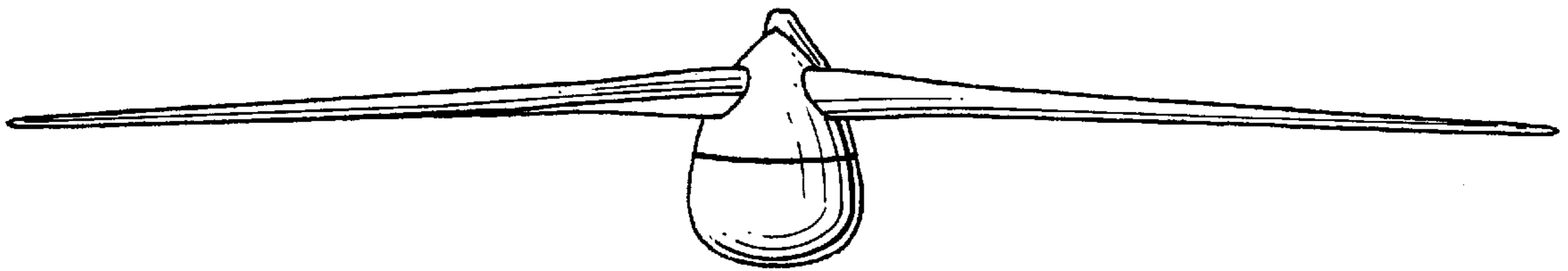


FIG. 6

