



US00D444562S

(12) **United States Design Patent**
Kozub

(10) **Patent No.:** **US D444,562 S**

(45) **Date of Patent:** **** Jul. 3, 2001**

(54) **DECORATIVE BANDAGE**

(76) **Inventor:** **Kristopher P Kozub**, 521 Pohaku St.,
Kahulwi, HI (US) 96752

(**) **Term:** **14 Years**

(21) **Appl. No.:** **29/133,598**

(22) **Filed:** **Dec. 1, 2000**

(51) **LOC (7) Cl.** **24-04**

(52) **U.S. Cl.** **D24/189**

(58) **Field of Search** D24/189; 602/41,
602/42, 43, 54, 55, 57, 59

(56) **References Cited**

U.S. PATENT DOCUMENTS

D. 304,238	*	10/1989	Palau	D24/189
D. 340,985		11/1993	Arginsky .		
D. 355,489	*	2/1995	Almond	D24/189
D. 368,526	*	4/1996	Palermo	D24/189
D. 394,506	*	5/1998	Prescott	D24/189
D. 408,540		4/1999	Dunshee et al. .		
D. 410,546		6/1999	Brogden et al. .		
D. 413,389	*	8/1999	Owen, Jr.	D24/206
1,995,076	*	3/1935	Perryman	156/252
2,001,862	*	5/1935	Batley	606/204.35

3,425,412	*	2/1969	Pope	602/59
3,687,136		8/1972	Carmody .		
4,161,176		7/1979	Harris, II et al. .		
5,120,325		6/1992	Dow, Jr. .		

* cited by examiner

Primary Examiner—Stella Reid


(57) **CLAIM**

The ornamental design for a decorative bandage, as shown and described.

DESCRIPTION

FIG. 1 is a front elevational view of the decorative bandage of the present invention;
 FIG. 2 is a rear elevational view of the decorative bandage of FIG. 1;
 FIG. 3 is a left side elevational view of the decorative bandage of FIG. 1, the right view being a mirror image thereof; and,
 FIG. 4 is a top plan view of the decorative bandage of FIG. 1, the bottom view being a mirror image thereof.
 The broken line showing in FIG. 1 is for illustrative purposes only and forms no part of the claimed design.

1 Claim, 1 Drawing Sheet






FIG. 1




FIG. 2



FIG. 3




FIG. 4