



US00D444554S

(12) **United States Design Patent**
O'Hara

(10) **Patent No.:** **US D444,554 S**

(45) **Date of Patent:** **** Jul. 3, 2001**

(54) **FEMININE HYGIENE SANITARY PAD**

(76) **Inventor:** **Susan A. O'Hara**, 725 Heather Ter.,
Yukon, OK (US) 73099

(**) **Term:** **14 Years**

(21) **Appl. No.:** **29/130,960**

(22) **Filed:** **Oct. 13, 2000**

(51) **LOC (7) Cl.** **24-04**

(52) **U.S. Cl.** **D24/125**

(58) **Field of Search** D24/124, 125;
604/385.01, 358, 386, 387, 370, 379, 374

(56) **References Cited**

U.S. PATENT DOCUMENTS

D. 366,524	*	1/1996	Chung	D24/125
D. 368,519	*	4/1996	Harrison et al.	D24/125
D. 392,736	*	3/1998	Erickson	D24/125
D. 393,712	*	4/1998	Clay	D24/125
D. 394,502	*	5/1998	Jones	D24/125
D. 402,756	*	12/1998	Darby	D24/125

D. 423,098	*	4/2000	Stancyk, Jr.	D24/126
D. 431,293	*	9/2000	Finkle et al.	D24/125
D. 434,145	*	11/2000	Sugahara	D24/125
4,623,341	*	11/1986	Roeder	D24/125
5,729,835	*	3/1998	Williams	604/385.1

* cited by examiner

Primary Examiner—Ian Simmons

(57) **CLAIM**

The ornamental design for a feminine hygiene sanitary pad,
as shown and described.

DESCRIPTION

FIG. 1 is a top plan view of a feminine hygiene sanitary pad
showing my new design;
FIG. 2 is a bottom plan view thereof;
FIG. 3 is a right side view thereof, the left side being a mirror
image of FIG. 3; and,
FIG. 4 is a right end view thereof, the left end being a mirror
image of FIG. 4.

1 Claim, 1 Drawing Sheet

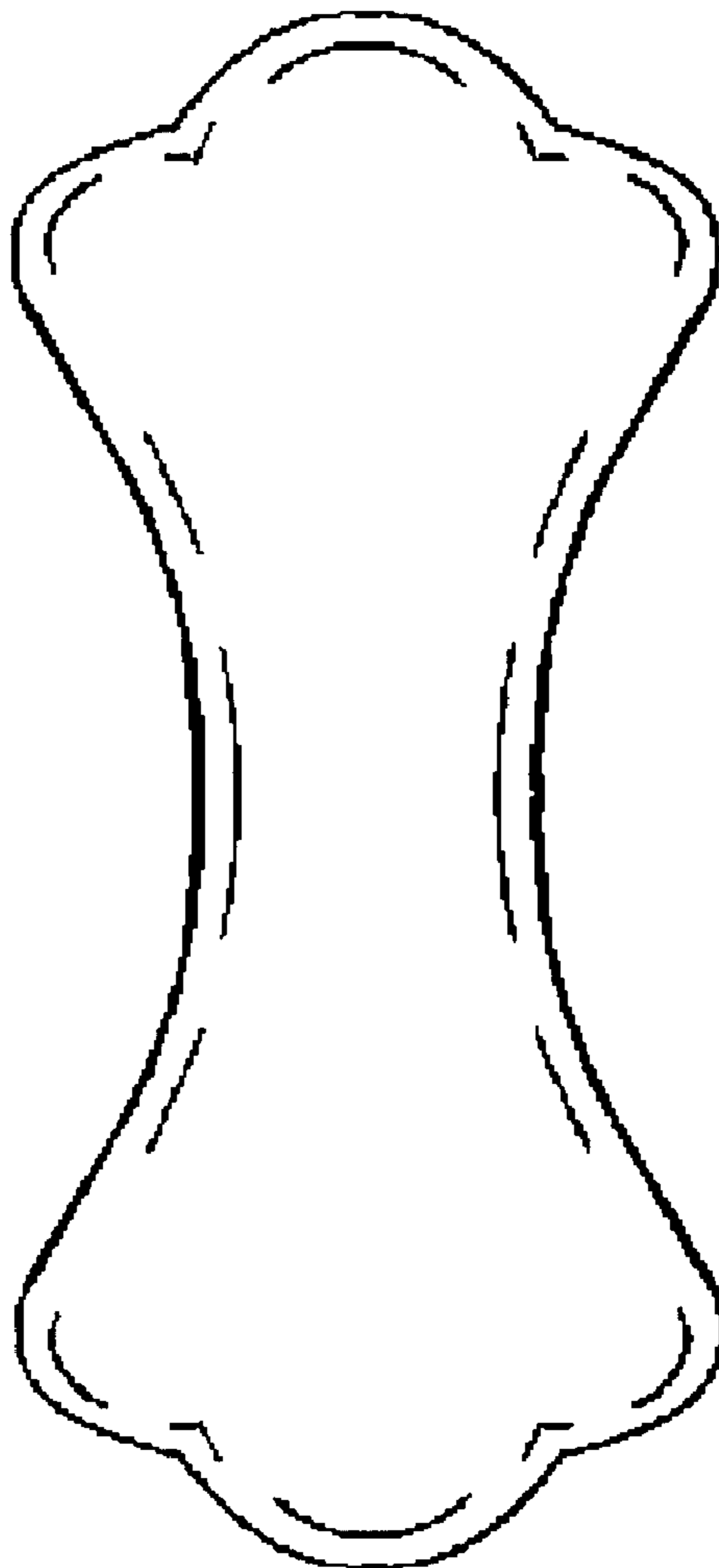


FIG. 1

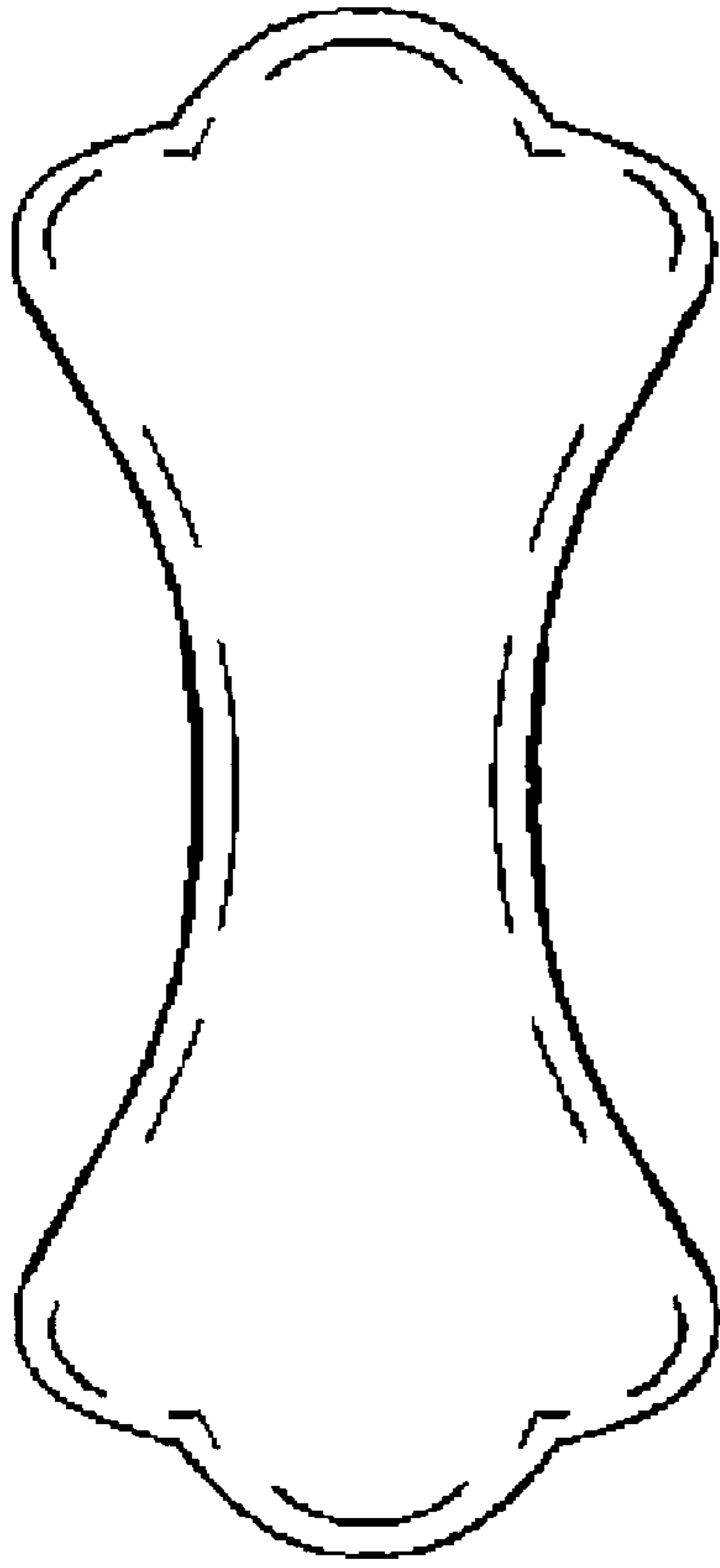


FIG. 2

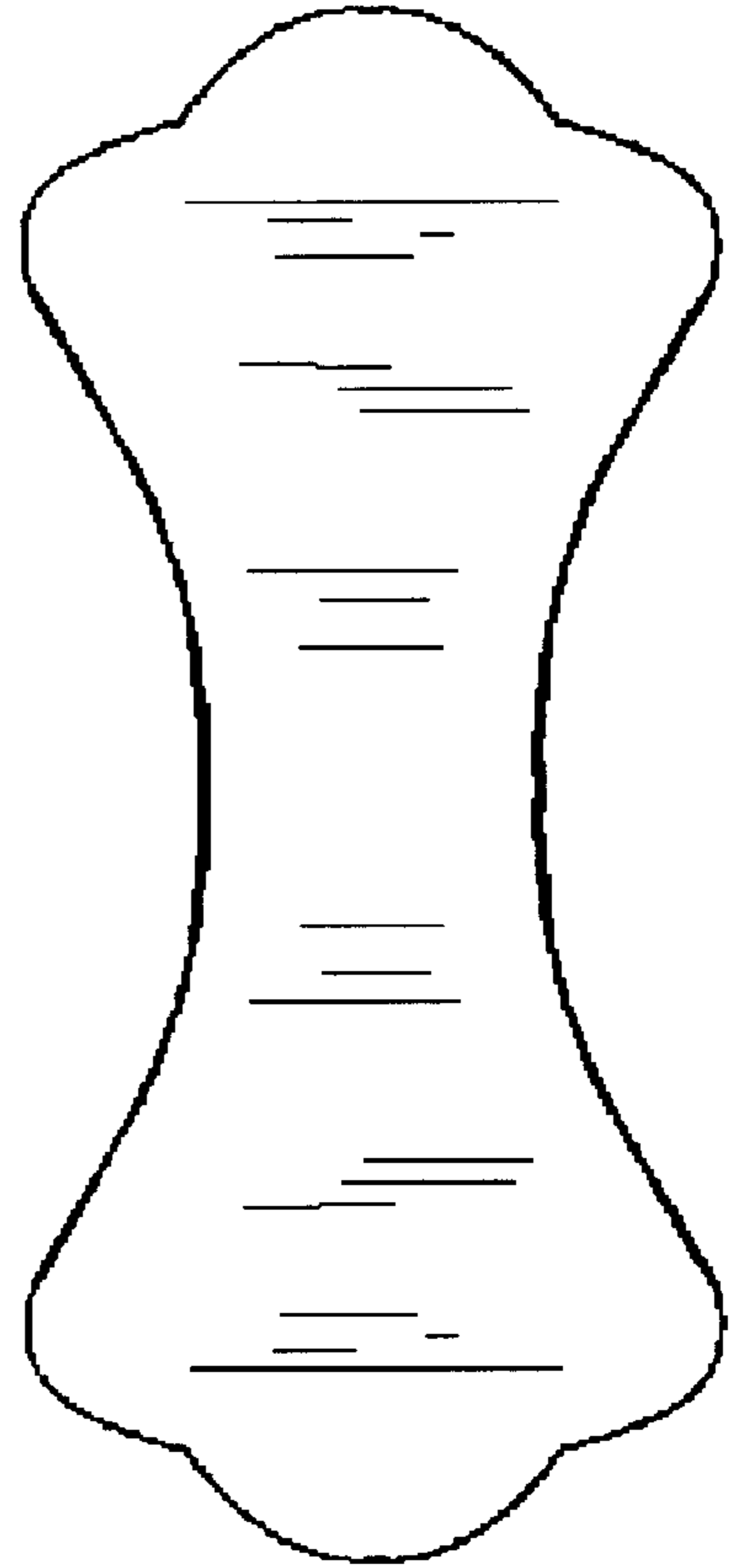


FIG. 3



FIG. 4

