



US00D444536S

(12) **United States Design Patent**  
**Farley**

(10) **Patent No.:** **US D444,536 S**

(45) **Date of Patent:** **\*\* Jul. 3, 2001**

(54) **SHOWER HOSE FILTER**

6,048,456 \* 4/2000 Palmer ..... 210/282  
6,187,187 \* 2/2001 Farley ..... 210/282

(76) Inventor: **David K. Farley**, 1827 Capital St.,  
Corona, CA (US) 91720

\* cited by examiner

(\*\*) Term: **14 Years**

*Primary Examiner*—Robin V. Taylor  
(74) *Attorney, Agent, or Firm*—James G. O’Neill

(21) Appl. No.: **29/130,513**

(57) **CLAIM**

(22) Filed: **Oct. 3, 2000**

The ornamental design for a shower hose filter, as shown and described.

(51) **LOC (7) Cl.** ..... **23-01**

(52) **U.S. Cl.** ..... **D23/209**

(58) **Field of Search** ..... D23/207, 209,  
D23/228; 210/460, 449, 282

**DESCRIPTION**

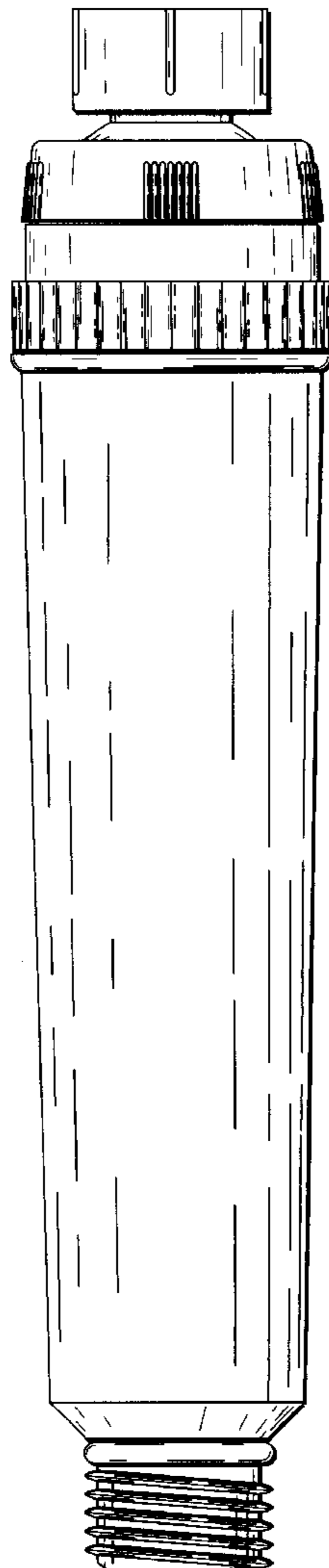
(56) **References Cited**

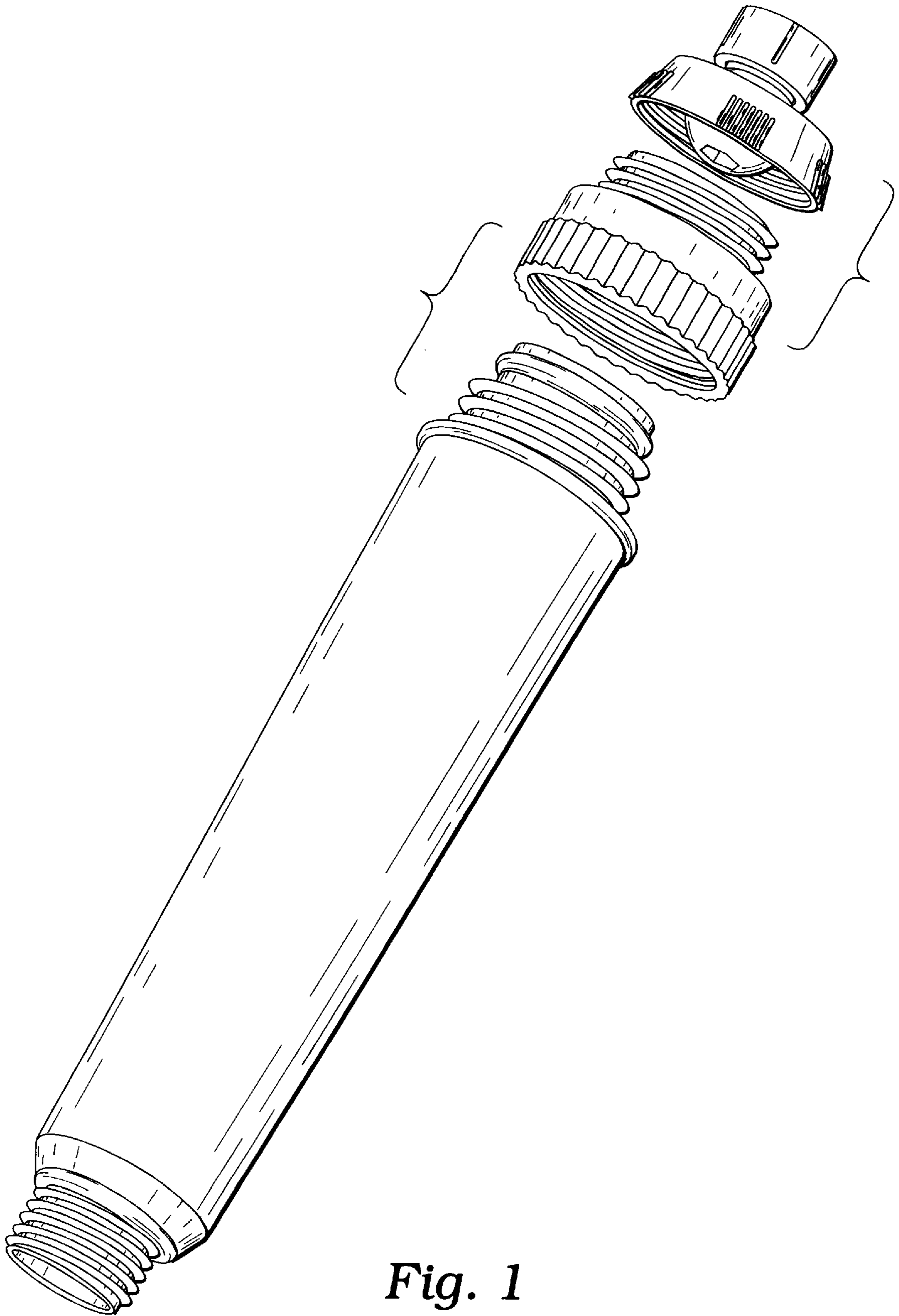
**U.S. PATENT DOCUMENTS**

- D. 388,500 \* 12/1997 Burchard et al. .... D23/209
- D. 422,677 \* 4/2000 Birdsell et al. .... D23/209
- 5,008,011 \* 4/1991 Underwood ..... 210/282
- 5,223,136 \* 6/1993 Gilbert ..... 210/435

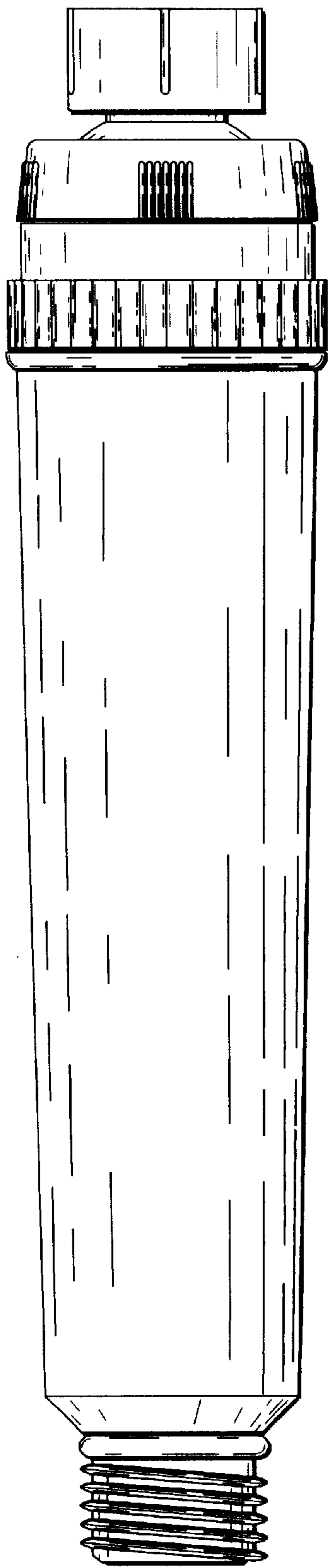
FIG. 1 is an exploded perspective view of a shower hose filter, showing my new design;  
FIG. 2 is an elevational view of a first side of FIG. 1, the other side being a mirror image thereof;  
FIG. 3 is a top plan view of FIG. 1; and,  
FIG. 4 is a bottom plan view of FIG. 1.

**1 Claim, 2 Drawing Sheets**

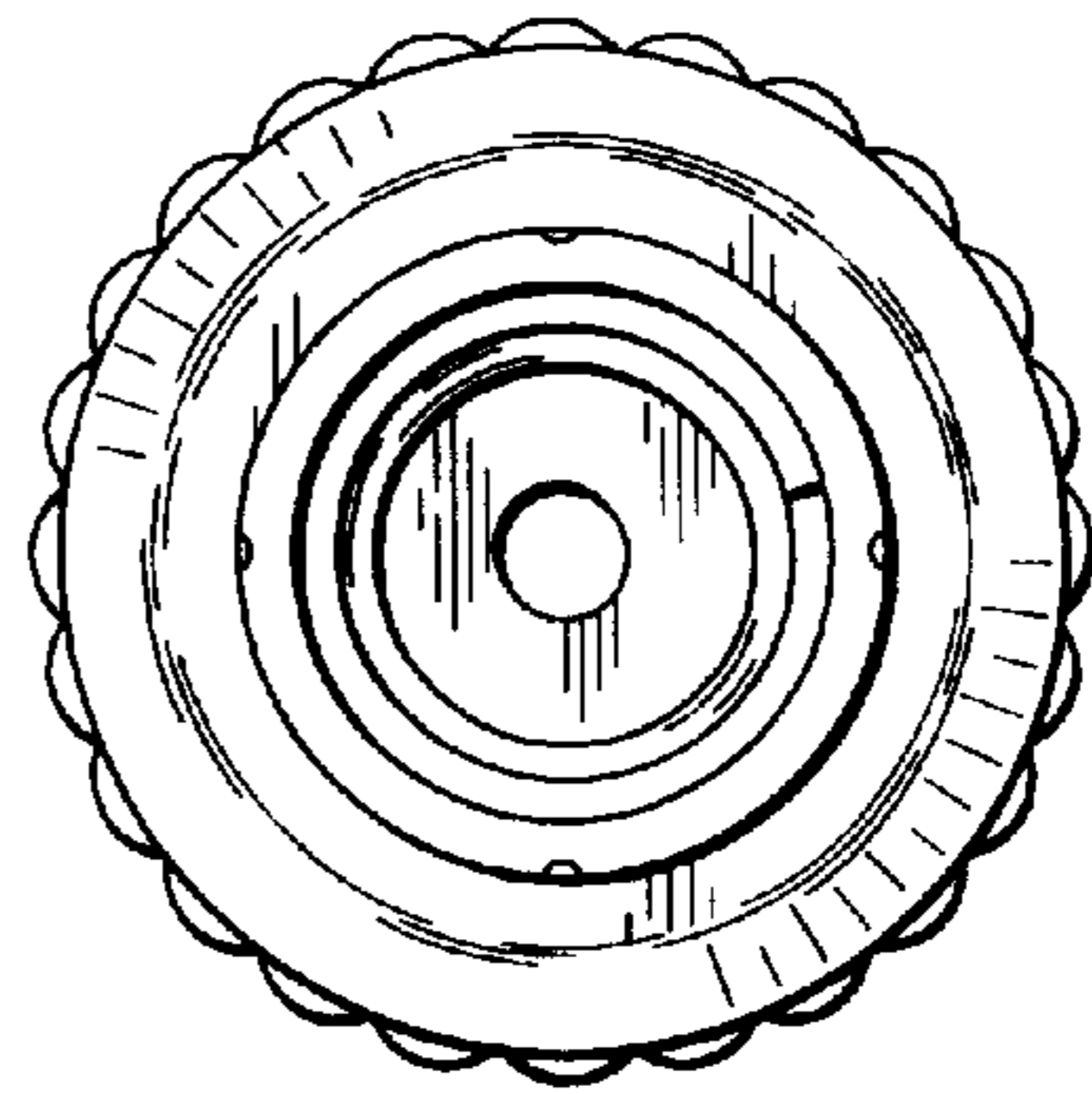





*Fig. 1*



*Fig. 2*



*Fig. 3*



*Fig. 4*