



US00D444520S

(12) **United States Design Patent**
O'Malley

(10) **Patent No.:** **US D444,520 S**

(45) **Date of Patent:** **** Jul. 3, 2001**

(54) **HOCKEY GOALIE STICK**

Primary Examiner—Mitchell Siegel

(76) **Inventor:** **Kevin M O'Malley**, 24 Bourne Ave.,
Sandwich, MA (US) 02563

(57) **CLAIM**

(**) **Term:** **14 Years**

The ornamental design for a hockey goalie stick, as shown and described.

(21) **Appl. No.:** **29/130,647**

DESCRIPTION

(22) **Filed:** **Oct. 6, 2000**

(51) **LOC (7) Cl.** **21-03**

FIG. 1 is a front elevational view of the hockey goalie stick of the present invention;

(52) **U.S. Cl.** **D21/727**

FIG. 2 is a rear elevational view of the hockey goalie stick of FIG. 1;

(58) **Field of Search** D21/727; 473/560-563

FIG. 3 is a left side elevational view of the hockey goalie stick of FIG. 1;

(56) **References Cited**

U.S. PATENT DOCUMENTS

D. 251,861	*	5/1979	Carbonero	D21/727
D. 264,863		6/1982	Walmsley	.	
682,807		9/1901	Minor	.	
891,813		6/1908	Ceel	.	
2,072,682		3/1937	Morgan	.	
3,809,401		5/1974	Hankele	.	
4,340,224		7/1982	Staats	.	
4,544,157	*	10/1985	Curtis	473/560

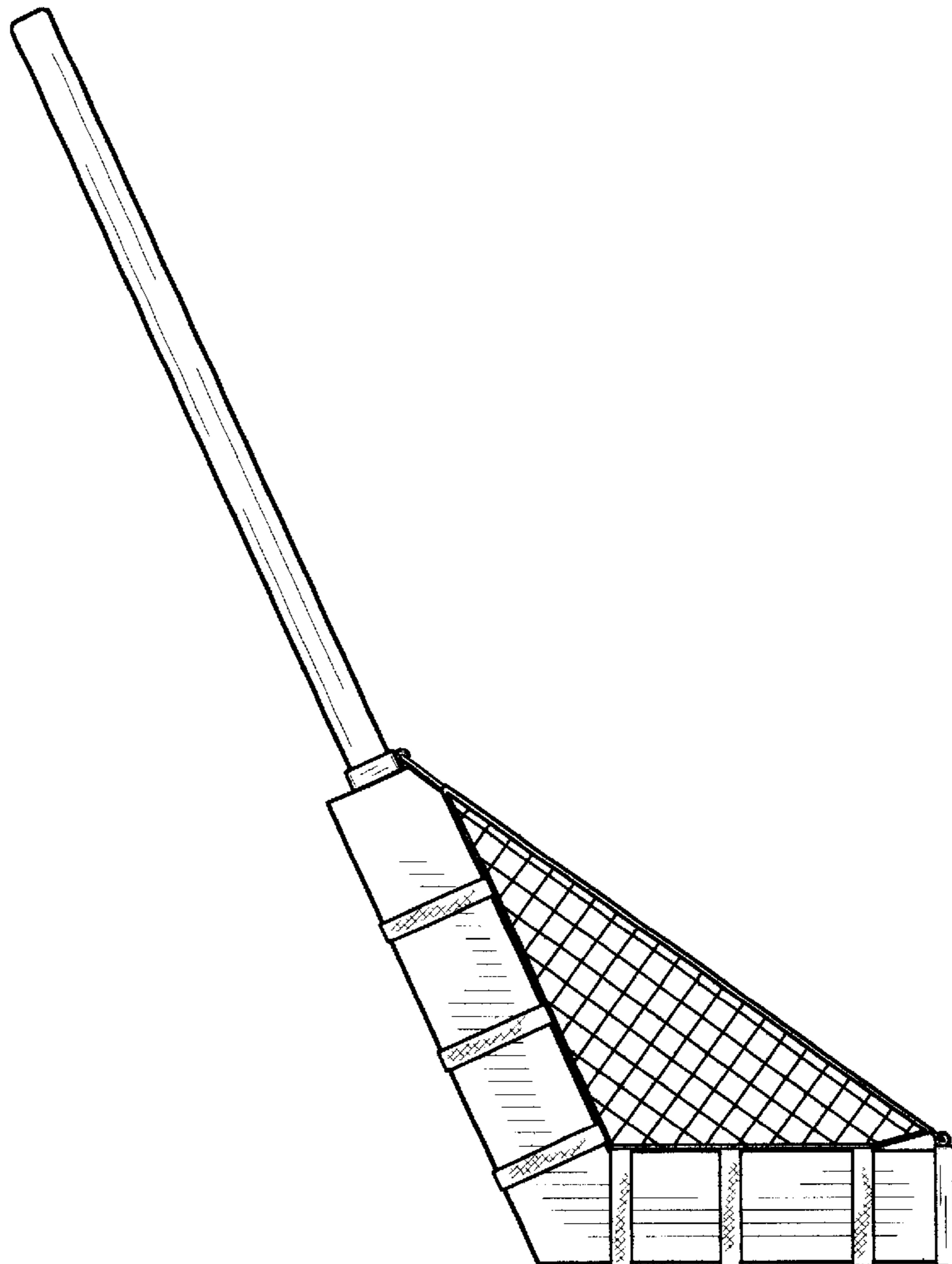
FIG. 4 is a right side elevational view of the hockey goalie stick of FIG. 1;

FIG. 5 is a top plan view of the hockey goalie stick of FIG. 1; and,

FIG. 6 is a bottom plan view of the hockey goalie stick of FIG. 1.

* cited by examiner

1 Claim, 2 Drawing Sheets



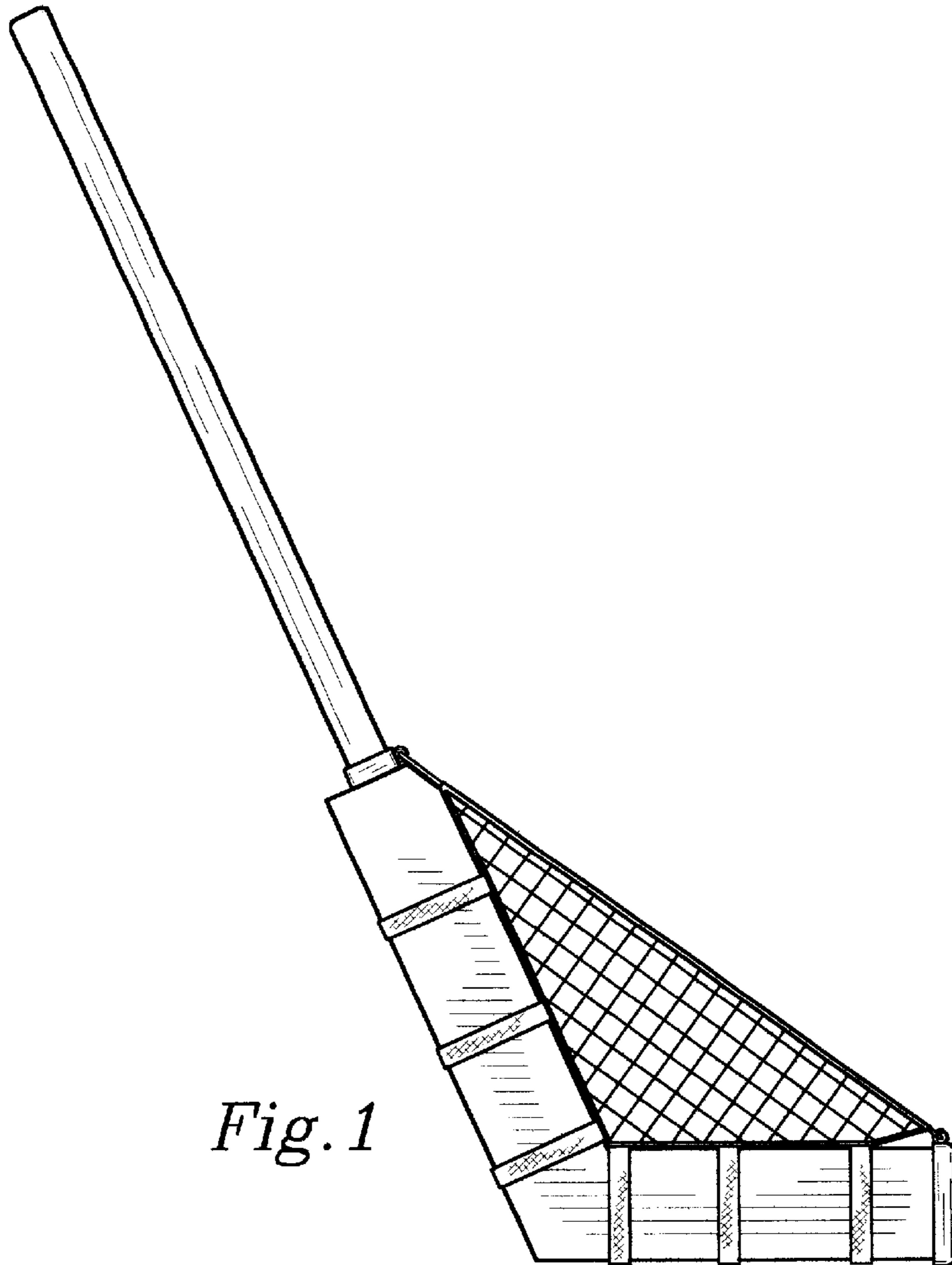


Fig. 1

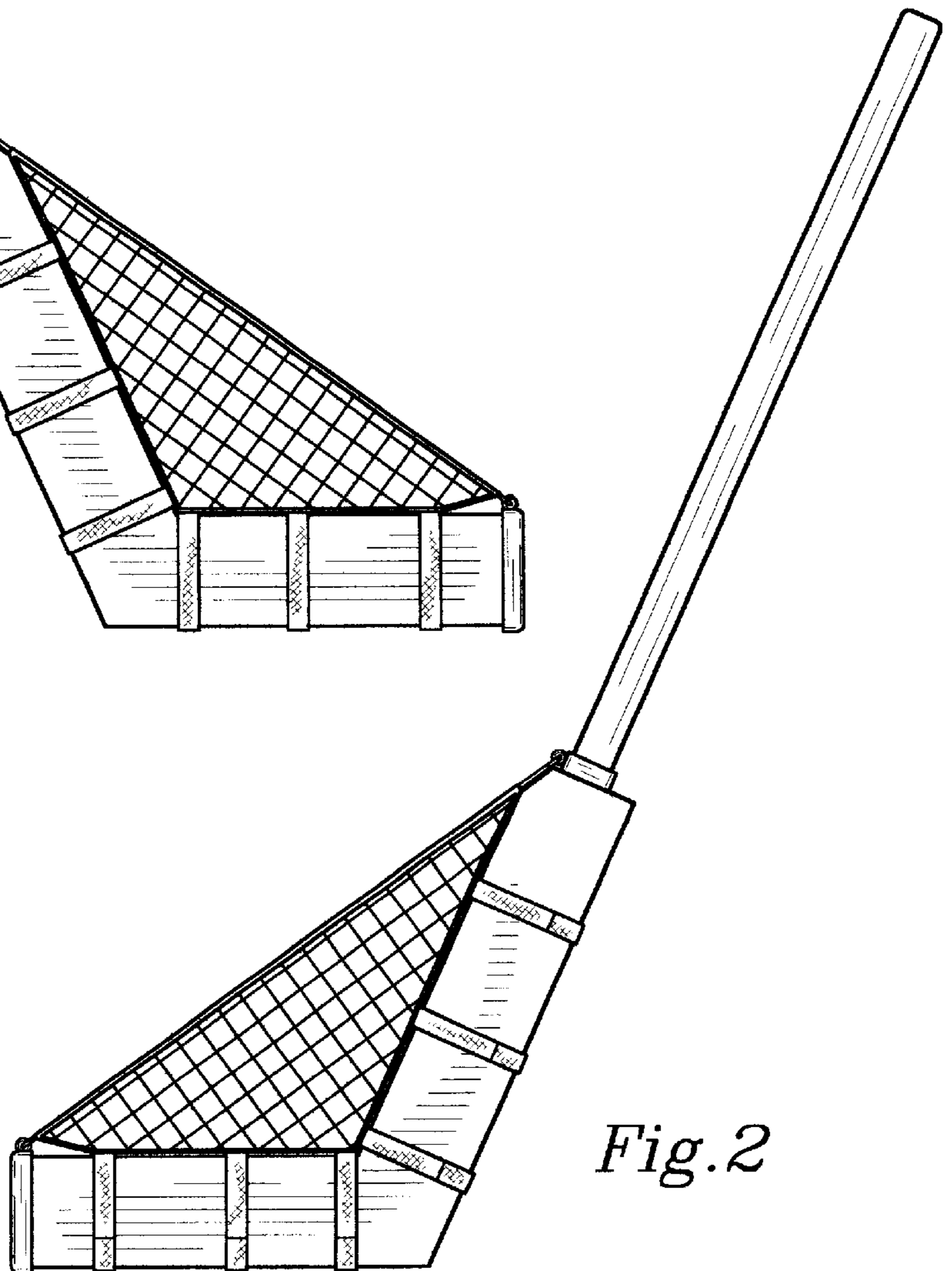


Fig. 2



Fig. 3




Fig. 4



Fig. 5



Fig. 6