



US00D444519S

(12) **United States Design Patent**
Bourque

(10) **Patent No.:** **US D444,519 S**

(45) **Date of Patent:** **** Jul. 3, 2001**

(54) **EXTENDER FOR A POOL CUE**

(75) Inventor: **Daniel R. Bourque**, Sanford, ME (US)

(73) Assignee: **Steven G. Bruno**, Sanford, ME (US)

(**) Term: **14 Years**

(21) Appl. No.: **29/127,695**

(22) Filed: **Aug. 10, 2000**

(51) **LOC (7) Cl.** **21-01**

(52) **U.S. Cl.** **D21/726**

(58) **Field of Search** **D21/726; 473/44-51**

(56) **References Cited**

U.S. PATENT DOCUMENTS

D. 370,955	*	6/1996	Fisher	D21/726
4,526,370	*	7/1985	Mortellacci	473/45
5,407,197	*	4/1995	Parsons	473/46
5,665,003	*	9/1997	LeBeau	473/44
6,117,019	*	9/2000	Taylor	473/46

* cited by examiner

Primary Examiner—Mitchell Siegel

(74) *Attorney, Agent, or Firm*—Stan Jones

(57) **CLAIM**

The ornamental design for an extender for a pool cue, as shown and described.

DESCRIPTION

FIG. 1 is a plan view of my new extender for a pool cue depicted in an attachment position for a standard pool cue shown in phantom lines. The phantom lines are for purposes of showing the environment for the invention and form no part of my invention;

FIG. 2 is a rear end view of my new extender for a pool cue; FIG. 3 is a plan view of my new extender for a pool cue FIG. 4 is a front end view of my new extender for a pool cue looking toward the screw end of the extender of FIG. 4;

FIG. 5 is a front perspective view of my extender for a pool cue; and,

FIG. 6 is a rear perspective view of my extender for a pool cue.

1 Claim, 2 Drawing Sheets

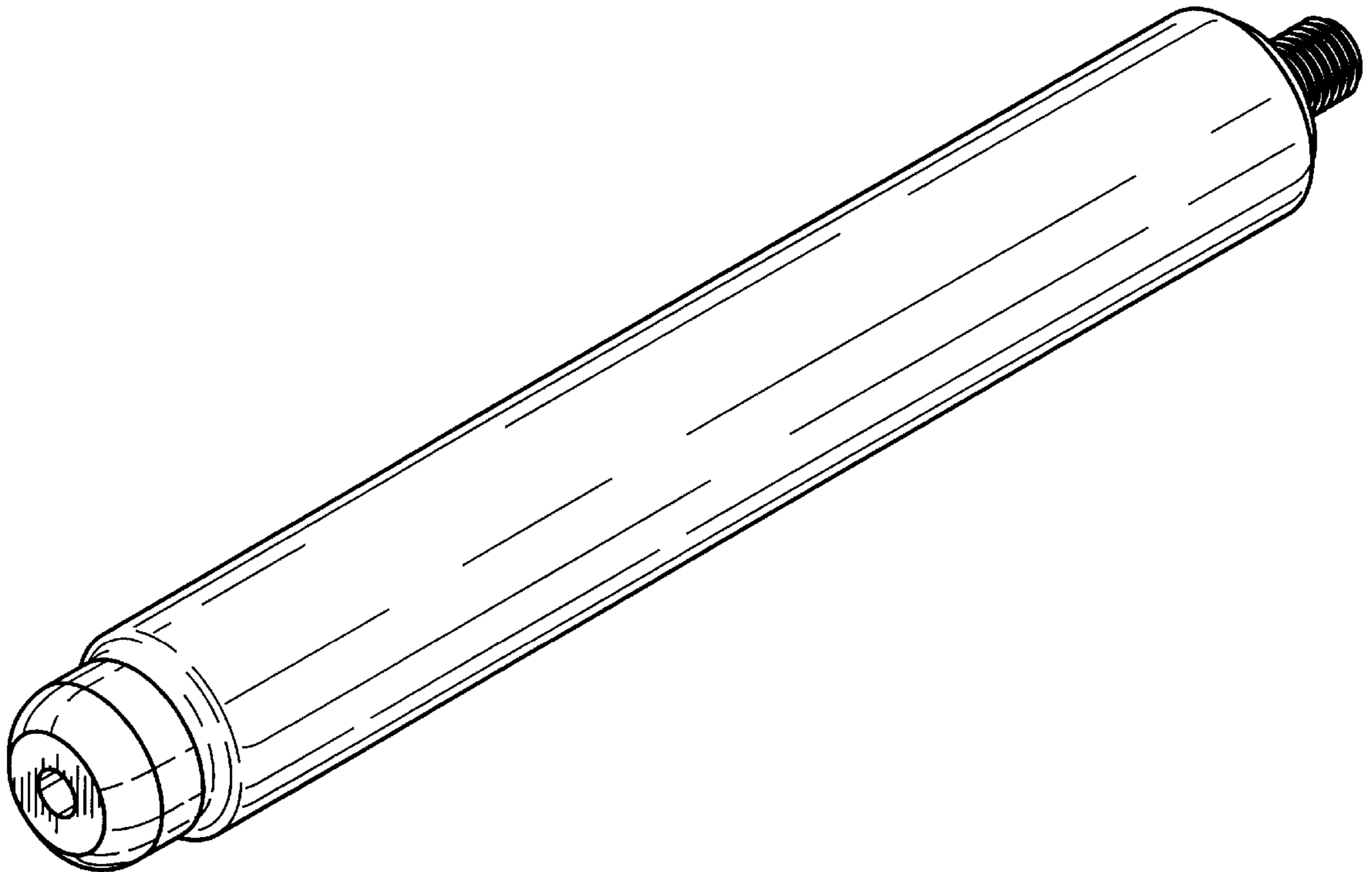


Fig. 1



Fig. 2

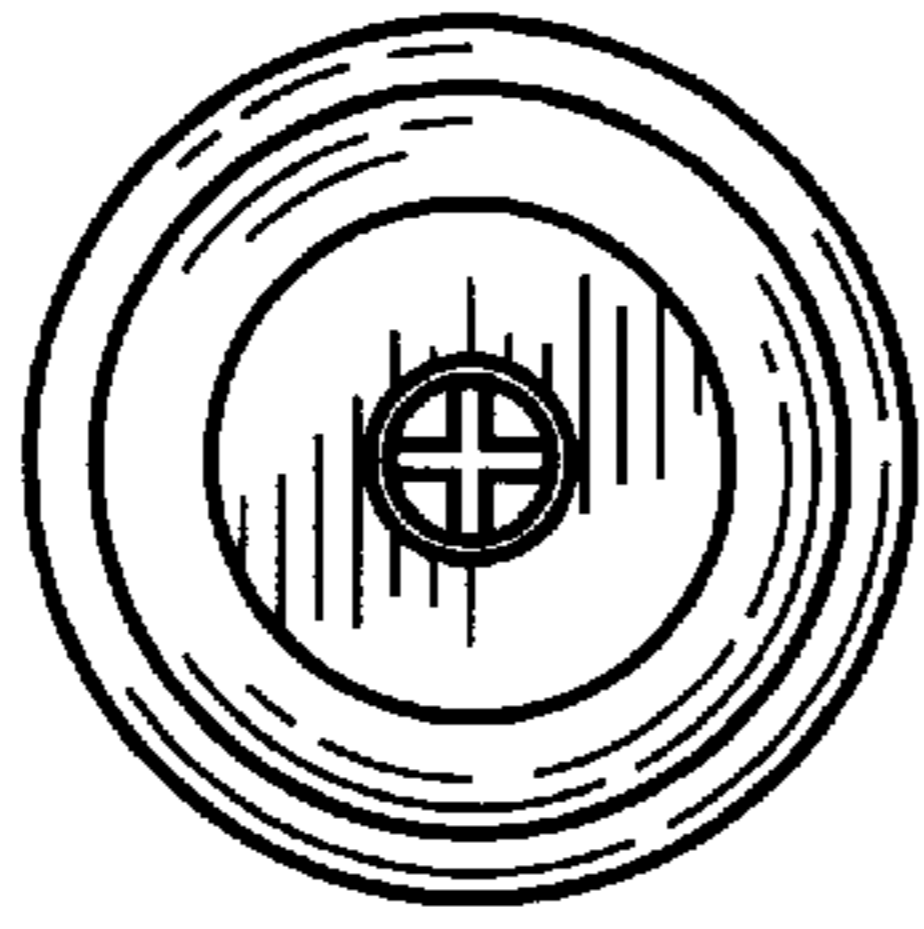


Fig. 3

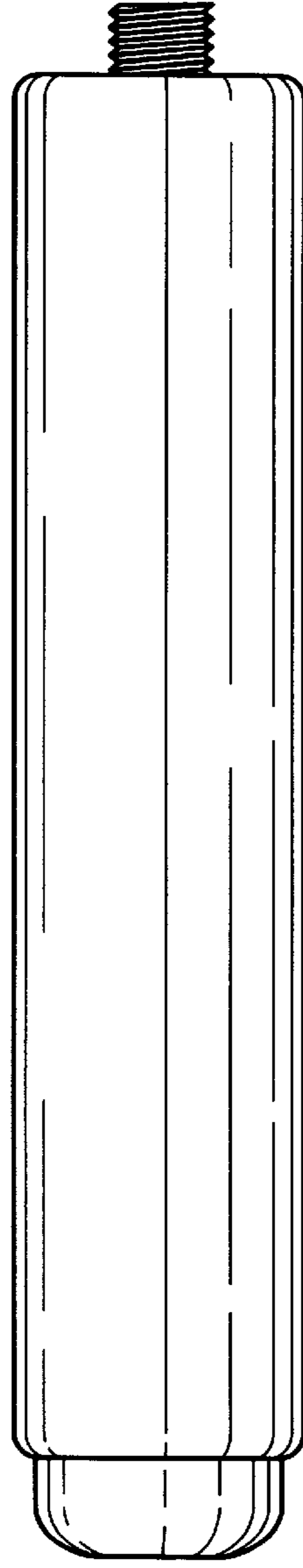


Fig. 4

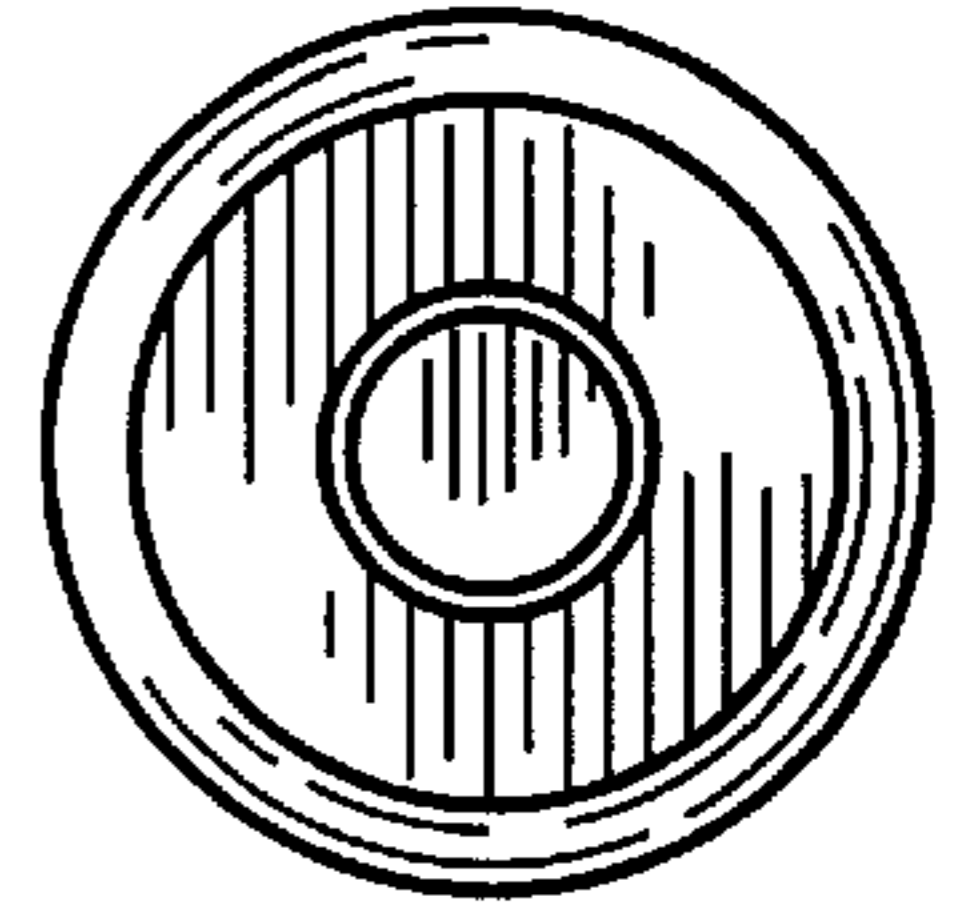


Fig. 5

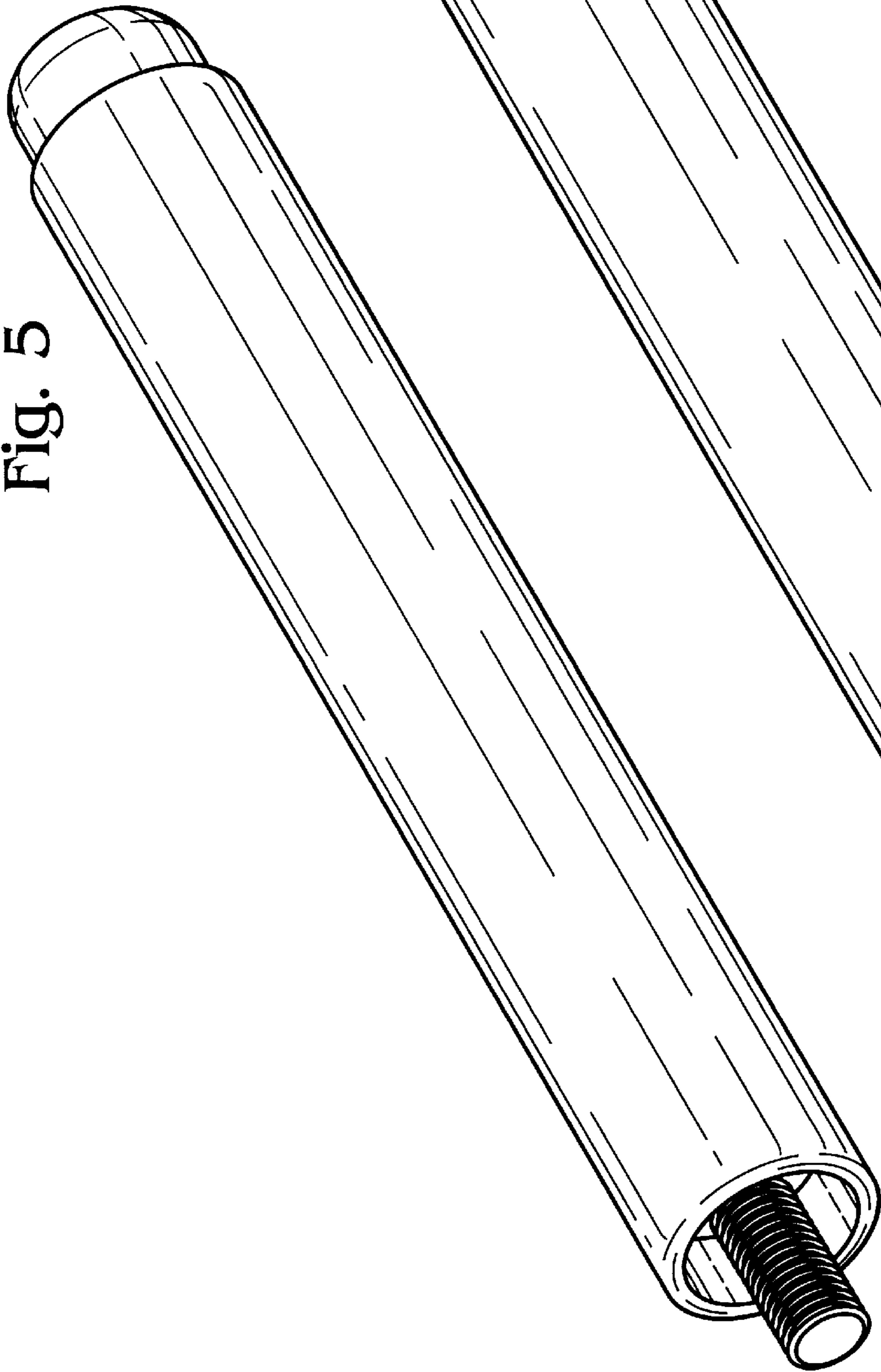


Fig. 6

