



US00D444504S

(12)

United States Design Patent
Man

(10)

Patent No.: **US D444,504 S**

(45)

Date of Patent: **** Jul. 3, 2001**

(54) **MOUTH SLEEVE**

DESCRIPTION

(75) Inventor: **Nan Siu Man**, Causeway Bay (HK)

(73) Assignee: **Nanma Manufacturing Co., Ltd.**, Chai Wan (HK)

(**) Term: **14 Years**

(21) Appl. No.: **29/116,150**

(22) Filed: **Dec. 29, 1999**

(51) **LOC (7) Cl.** **20-02**

(52) **U.S. Cl.** **D20/31; D20/99**

(58) **Field of Search** D20/10, 31, 32, D20/33; 40/538, 600; 446/376, 377; 223/66, 68, 69, 70, 71, 72

It is to be noted that the teeth in this preferred illustrated embodiment are arranged in five spaced apart columns, on both the top inner surface and the bottom inner surface of the mouth sleeve. However, it is contemplated that more, for example, six to seven, or fewer, for example, three or four, columns may be provided without departing from the spirit and scope of the claimed invention. Moreover, the number of teeth per column can be varied, depending on the overall length of the mouth sleeve, as long as the overall ornamental arrangement of the teeth remains substantially similar to as shown.

FIG. 1 is a top plan view showing my new design of a mouth sleeve, with the teeth of the mouth sleeve being shown in hidden lines showing for illustrative purposes only and forming no part of the claimed design.

FIG. 2 is a bottom view of the design shown in FIG. 1.

FIG. 3 is a left view of the design shown in FIG. 1.

FIG. 4 is a right view of the design shown in FIG. 1.

FIG. 5 is a front view of the design shown in FIG. 1.

FIG. 6 is a back view of the design shown in FIG. 1; and,

FIG. 7 is a perspective view of the design shown in FIG. 1.

(56) **References Cited**

U.S. PATENT DOCUMENTS

D. 330,918 * 11/1992 Tranquilli D20/31

* cited by examiner

Primary Examiner—Marcus A. Jackson
(74) *Attorney, Agent, or Firm*—Rabin & Champagne, P.C.

(57) **CLAIM**

The ornamental design for a mouth sleeve, as shown and described.

1 Claim, 2 Drawing Sheets

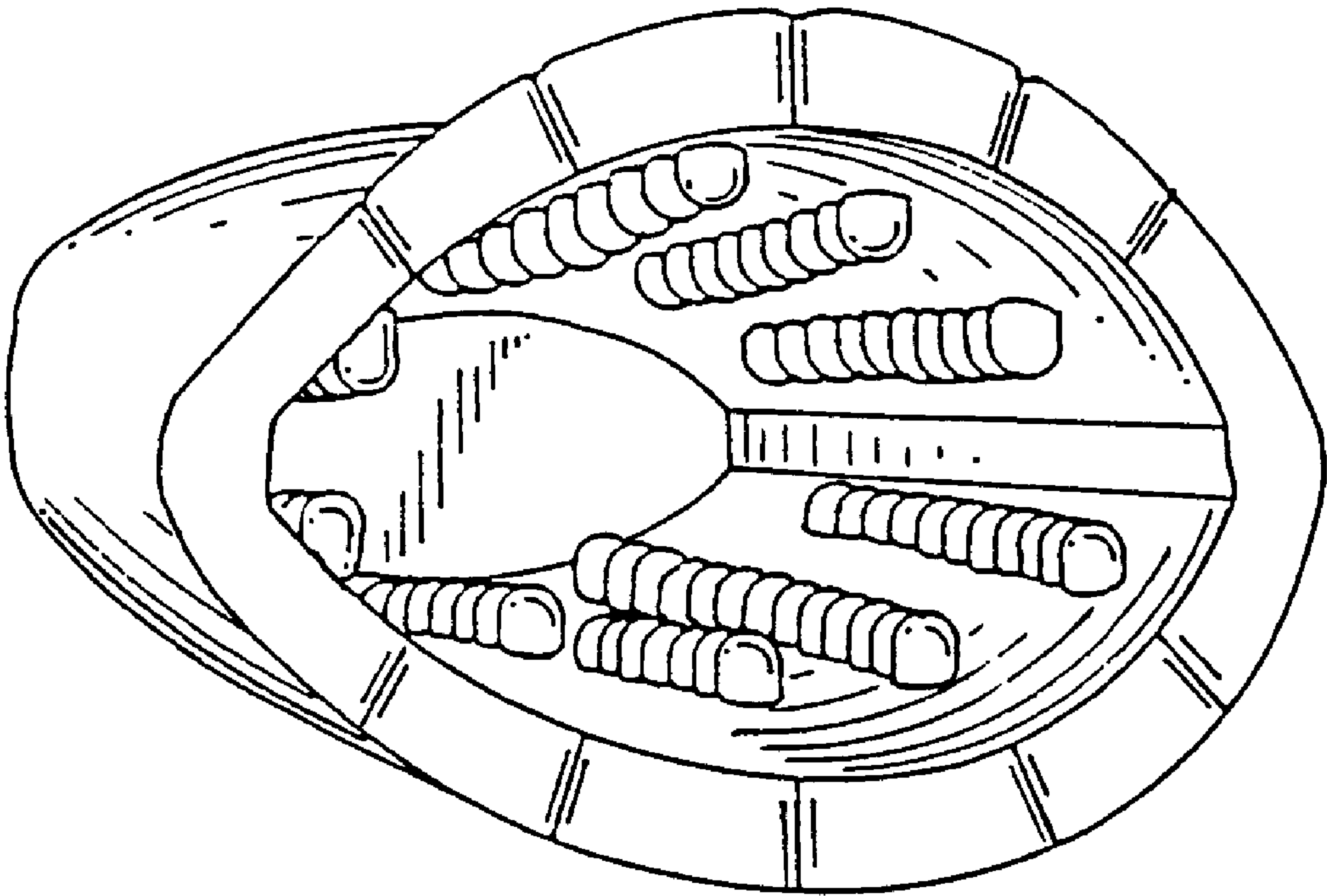


FIG. 1

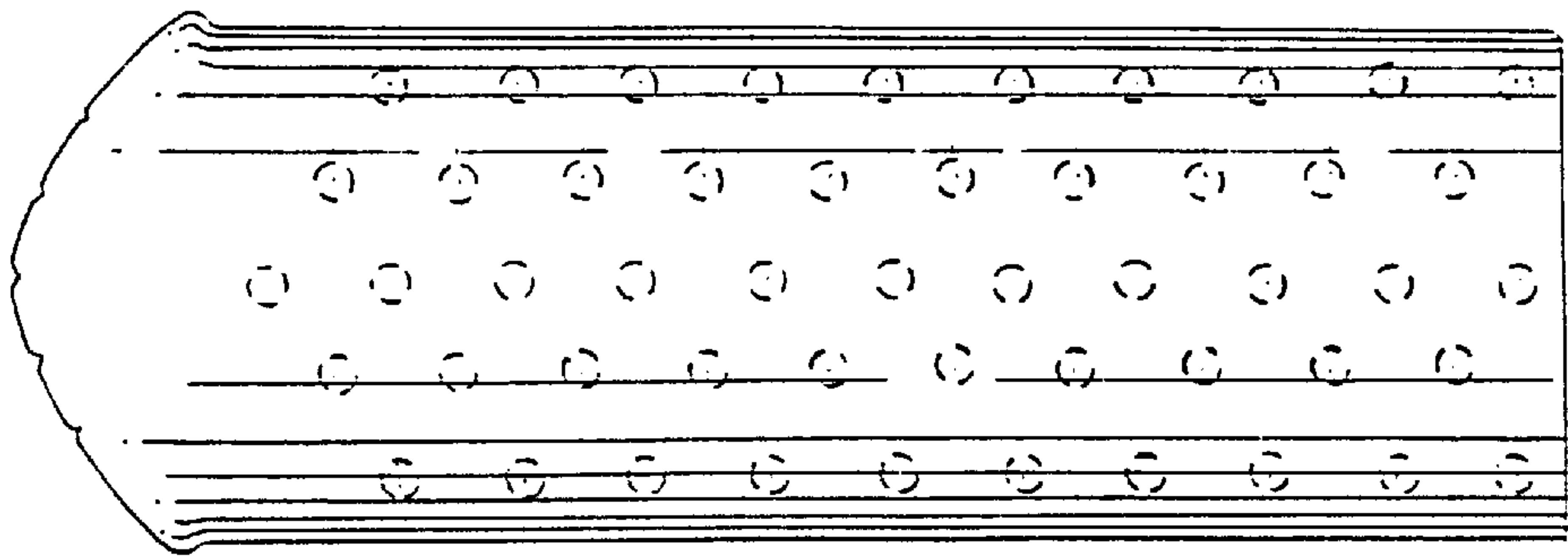


FIG. 2

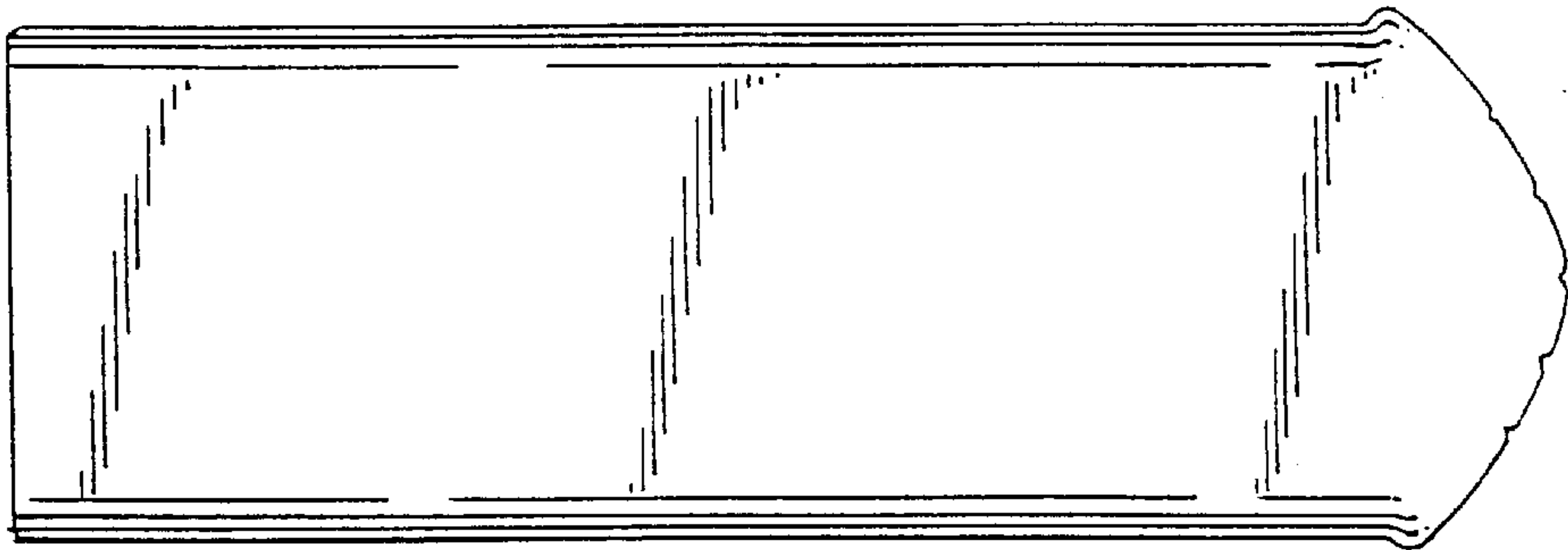


FIG. 3




FIG. 4




FIG. 5

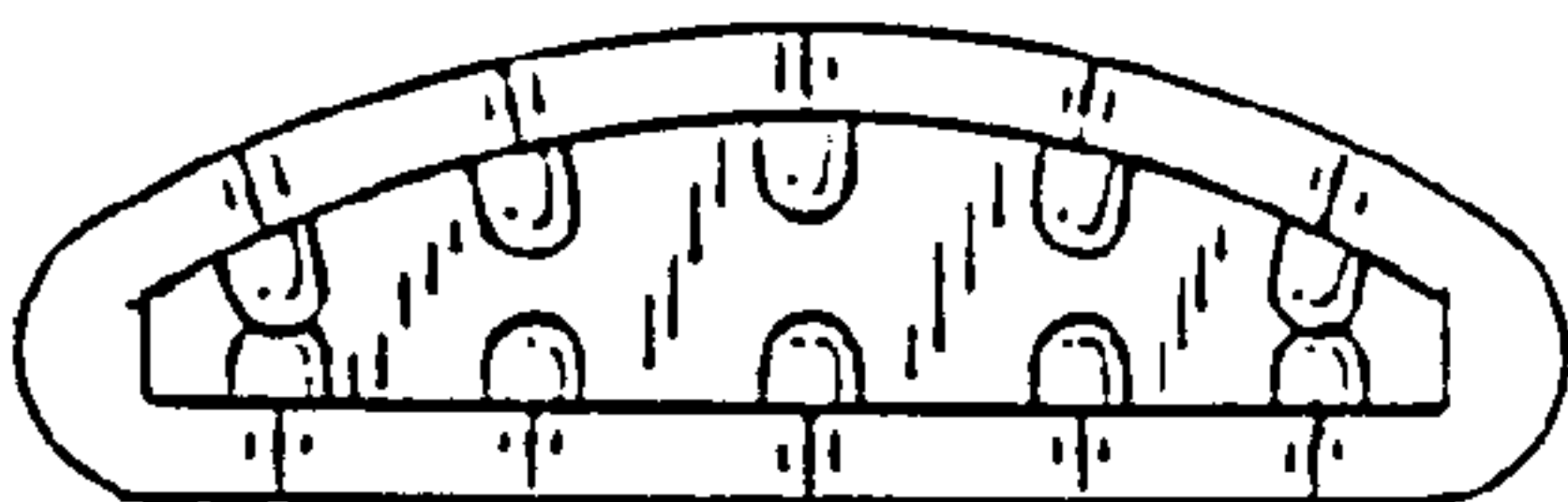


FIG. 6



FIG. 7

