



US00D444502S

(12) **United States Design Patent**  
**Luntz**

(10) **Patent No.:** **US D444,502 S**

(45) **Date of Patent:** **\*\* Jul. 3, 2001**

(54) **HOLDER FOR A WRITING INSTRUMENT**

(76) Inventor: **Richard S. Luntz**, 1801 E. 12th St. -  
Suite 1306, Cleveland, OH (US) 44114

(\*\*) Term: **14 Years**

(21) Appl. No.: **29/088,297**

(22) Filed: **May 20, 1998**

**Related U.S. Application Data**

(63) Continuation-in-part of application No. 09/054,017, filed on Apr. 2, 1998, now abandoned, and a continuation-in-part of application No. 09/027,068, filed on Feb. 20, 1998, now Pat. No. 5,996,185, and a continuation-in-part of application No. 29/072,563, filed on Jun. 19, 1997, now Pat. No. Des. 397,148.

(51) **LOC (7) Cl.** ..... **19-06**

(52) **U.S. Cl.** ..... **D19/84; D19/51; D19/56**

(58) **Field of Search** ..... D19/35, 36, 41-51,  
D19/53-58, 81-85, 65, 99, 100; 401/52,  
195; 24/11 F, 11 CT

(56) **References Cited**

**U.S. PATENT DOCUMENTS**

- D. 68,281 \* 9/1925 Todd, Jr. .... D19/49
- D. 258,911 \* 4/1981 Sandel ..... D10/62
- D. 264,824 \* 6/1982 Sandel ..... D10/71
- D. 267,375 12/1982 Lionetti .
- 273,268 3/1883 Foster .
- D. 377,193 \* 1/1997 Takemura ..... D19/36
- D. 397,148 \* 8/1998 Luntz ..... D19/36

- 482,631 9/1892 Fox .
- 501,893 \* 4/1893 Marshall ..... D19/53 X
- 854,507 \* 5/1907 Klipfel ..... 24/11 CT
- 1,207,746 12/1916 Goodnough .
- 1,425,089 8/1922 Henry .
- 1,489,124 \* 4/1924 Bump ..... 24/11 CT
- 1,629,835 5/1927 Montan .
- 1,728,128 \* 9/1929 Kodama ..... 24/11 CT
- 1,921,270 8/1933 Talt .
- 2,143,012 1/1939 Kanipe .
- 2,365,802 12/1944 Browse .
- 2,553,346 \* 5/1951 Wing ..... 24/11 CT

\* cited by examiner

*Primary Examiner*—Martie K. Holtje

(74) *Attorney, Agent, or Firm*—Watts, Hoffmann, Fisher & Heinke Co., L.P.A.

(57) **CLAIM**

The ornamental design for a holder for a writing instrument, as shown and described.

**DESCRIPTION**

FIG. 1 is a perspective view of a holder for a writing instrument showing my new design;

FIG. 2 is a perspective view of a second embodiment of my design of FIG. 1; and,

FIG. 3 is a perspective view of a third embodiment of my design of FIG. 1.

The writing instruments depicted by means of broken lines in FIGS. 1, 2, and 3 have been shown for illustrative purposes only and form no part of the claimed design.

**1 Claim, 1 Drawing Sheet**



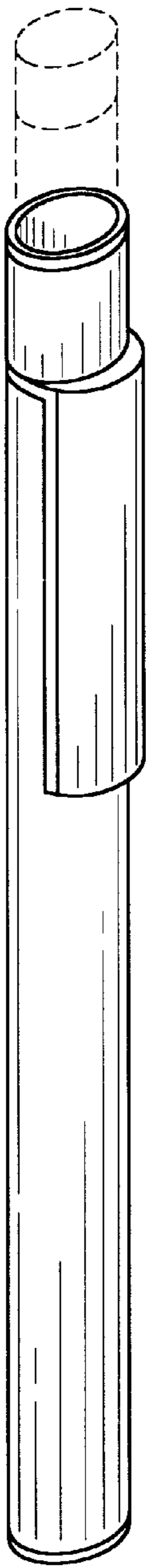


FIG-1

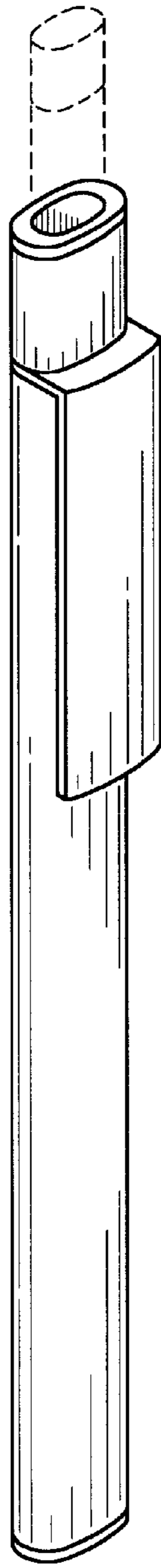


FIG-2

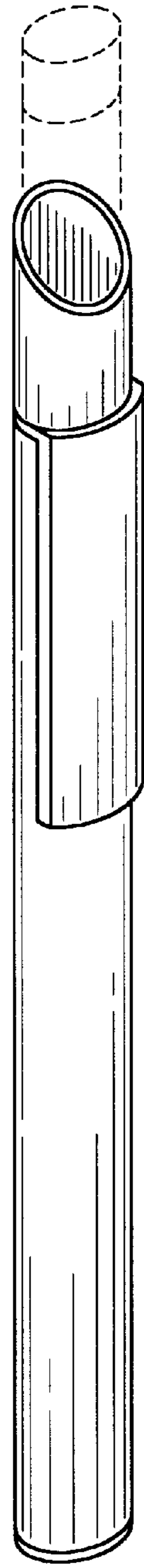


FIG-3