



US00D444500S

(12) **United States Design Patent**
Izushima

(10) **Patent No.:** **US D444,500 S**

(45) **Date of Patent:** **** Jul. 3, 2001**

(54) **WRITING INSTRUMENT**

(75) Inventor: **Hiromichi Izushima**, Kawagoe (JP)

(73) Assignee: **Kotobuki & Co., Ltd.**, Kyoto (JP)

(**) Term: **14 Years**

(21) Appl. No.: **29/120,921**

(22) Filed: **Mar. 29, 2000**

(51) **LOC (7) Cl.** **19-06**

(52) **U.S. Cl.** **D19/51; D19/55; D19/56**

(58) **Field of Search** **D19/35, 36, 41-51,**
D19/53, 54-58, 81-85; 401/99, 100, 101,
102, 103, 106, 109, 110, 115-117, 67, 88,
201

(56) **References Cited**

U.S. PATENT DOCUMENTS

- D. 183,917 * 11/1958 Dreyfuss D19/51
- D. 187,252 * 2/1960 Lovejoy D19/51
- D. 206,636 * 1/1967 Zierhut et al. D19/51
- D. 309,633 * 7/1990 Itoh D19/51
- D. 397,150 * 8/1998 Izushima D19/51
- D. 398,643 * 9/1998 Izushima D19/51
- D. 402,695 * 12/1998 Izushima D19/51

- D. 415,199 * 10/1999 Pellissa Beneyto D19/51
- 2,583,142 * 1/1952 Frentzel 401/106

* cited by examiner

Primary Examiner—Martie K. Holtje

(74) *Attorney, Agent, or Firm*—McGinn & Gibb, PLLC

(57) **CLAIM**

The ornamental design for a writing instrument, as shown and described.

DESCRIPTION

FIG. 1 is a front elevational view of the writing instrument according to the present invention;
 FIG. 2 is a right side elevational view of the writing instrument of FIG. 1, the left side being a mirror image of the right side;
 FIG. 3 is a rear elevational view of the writing instrument of FIG. 1;
 FIG. 4 is a top plan view of the writing instrument of FIG. 1;
 FIG. 5 is a bottom plan view of the writing instrument of FIG. 1; and,
 FIG. 6 is a perspective view of the writing instrument of FIG. 1, with a writing tip projecting.

1 Claim, 2 Drawing Sheets



FIG. 2

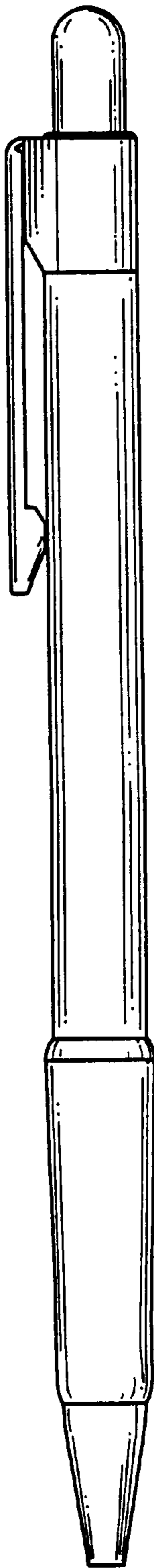


FIG. 1

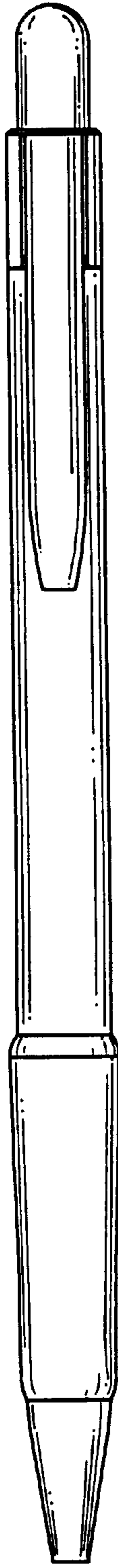


FIG. 3

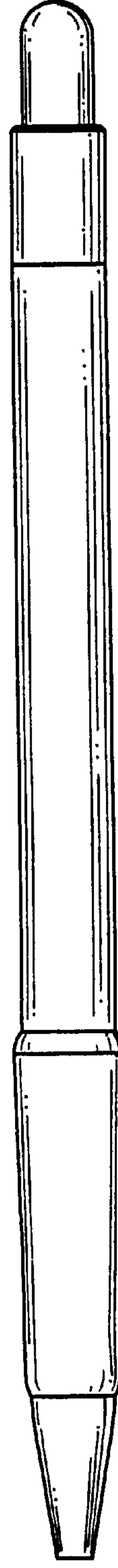


FIG. 6

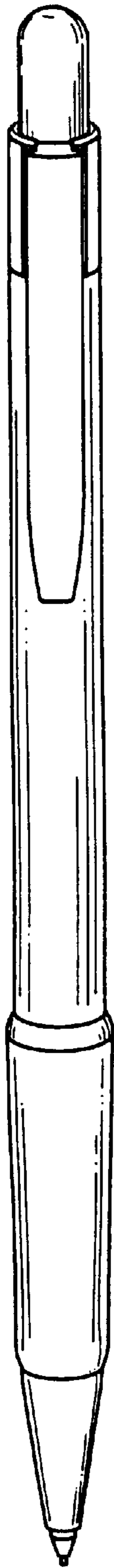


FIG. 4



FIG. 5

