



US00D444499S

(12) **United States Design Patent**
Nakazawa

(10) **Patent No.:** **US D444,499 S**

(45) **Date of Patent:** **** Jul. 3, 2001**

(54) **MECHANICAL PENCIL**

(75) Inventor: **Hidekazu Nakazawa, Tokyo (JP)**

(73) Assignee: **Pentel Kabushiki Kaisha (JP)**

(**) Term: **14 Years**

(21) Appl. No.: **29/132,320**

(22) Filed: **Nov. 7, 2000**

(30) **Foreign Application Priority Data**

May 31, 2000 (JP) 12-014560

(51) **LOC (7) Cl.** **19-06**

(52) **U.S. Cl.** **D19/49; D19/55; D19/57**

(58) **Field of Search** D19/35, 36, 41-51,
D19/53-58, 81-85; 401/6, 7, 68, 88, 55,
99, 98, 100, 103, 104, 109, 110, 116, 192,
209, 202, 262, 243-247

(56) **References Cited**

U.S. PATENT DOCUMENTS

- D. 368,738 * 4/1996 Osada et al. D19/51
- D. 418,163 * 12/1999 Rosen D19/51
- D. 421,625 * 3/2000 Oka D19/49
- D. 425,559 * 5/2000 Beneyto D19/51

- D. 433,447 * 11/2000 Rosenbaum D19/51
- D. 433,704 * 11/2000 Kouda D19/49
- 2,569,286 * 9/1951 Bunker 401/88

* cited by examiner

Primary Examiner—Martie K. Holtje
(74) *Attorney, Agent, or Firm*—Adams & Wilks

(57) **CLAIM**

The ornamental design for a mechanical pencil, as shown and described.

DESCRIPTION

FIG. 1 is a front, right and top perspective view of a mechanical pencil with the cap disposed on the erasure end thereof showing my new design;
 FIG. 2 is a front elevational view thereof;
 FIG. 3 is a rear elevational view thereof;
 FIG. 4 is a right side elevational view thereof, the left side being the same in appearance as the right side;
 FIG. 5 is a top plan view thereof;
 FIG. 6 is a bottom plan view thereof;
 FIG. 7 is a front elevational view thereof with the cap disposed on the writing end thereof; and,
 FIG. 8 is a sectional view taken along line 8—8 in FIG. 2.

1 Claim, 2 Drawing Sheets

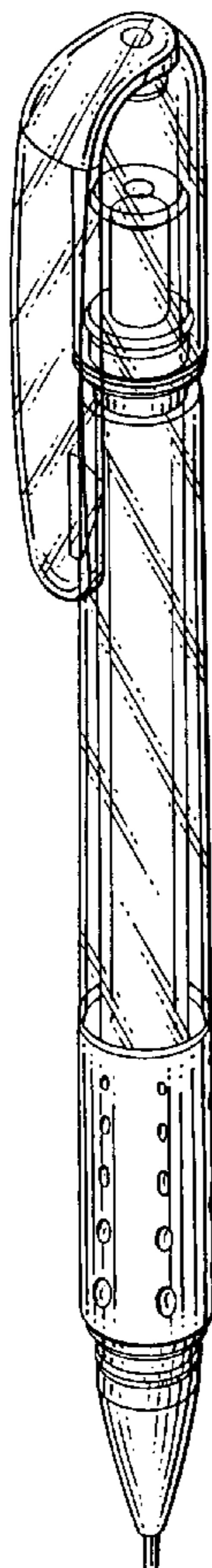


FIG. 1

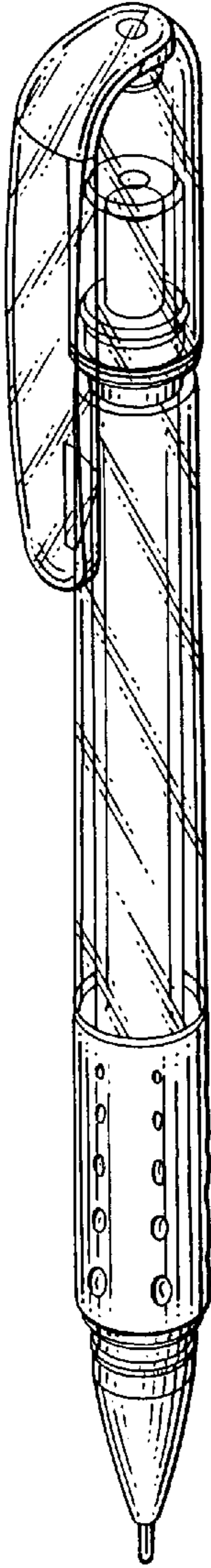


FIG. 2

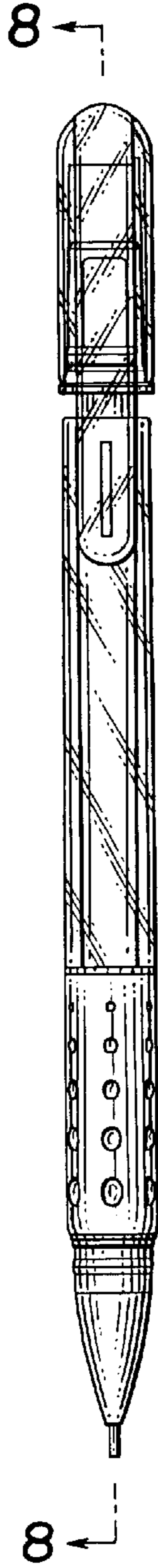


FIG. 3

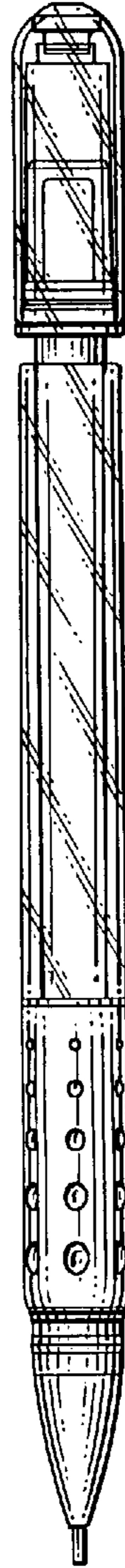


FIG. 4



FIG. 5

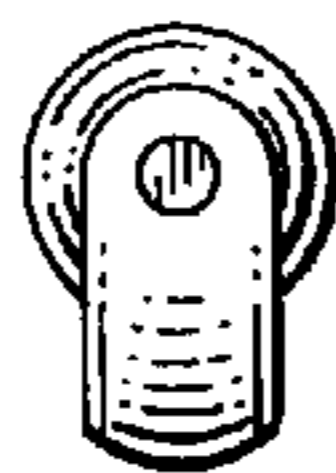


FIG. 6




FIG. 7

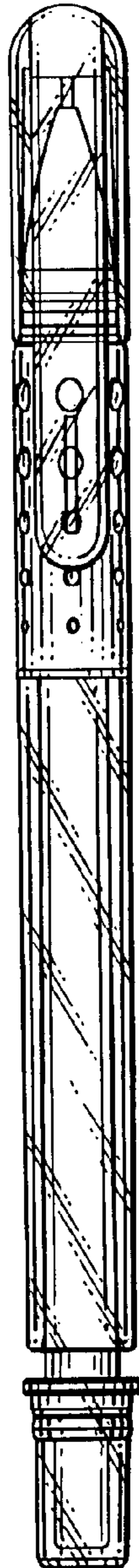


FIG. 8

