



US00D444475S

(12) **United States Design Patent**
Levey et al.

(10) **Patent No.: US D444,475 S**

(45) **Date of Patent: ** Jul. 3, 2001**

(54) **SET OF KEYS FOR A COMPUTER
KEYBOARD**

(76) Inventors: **Keith P. Levey; Elisa D. Syken**, both
of 741 N. Pine Island Rd., Plantation,
FL (US) 33324

(**) Term: **14 Years**

(21) Appl. No.: **29/109,845**

(22) Filed: **Aug. 23, 1999**

(51) **LOC (7) Cl. 14-02**

(52) **U.S. Cl. D14/456**

(58) **Field of Search** D14/456, 455,
D14/432; 400/490-495.1; D21/653, 576;
D11/49, 50, 107

(56) **References Cited**

U.S. PATENT DOCUMENTS

- D. 305,422 * 1/1990 Steer et al. .
- D. 311,913 * 11/1990 Schaum .
- D. 331,229 * 11/1992 Pike .
- D. 331,575 * 12/1992 Pike .
- D. 342,057 * 12/1993 McGinley .
- D. 358,385 * 5/1995 Franz .
- D. 360,412 * 7/1995 Franz .
- D. 360,630 * 7/1995 Franz .
- D. 367,858 * 3/1996 Bertram et al. .
- D. 368,708 * 4/1996 Maynard et al. .
- D. 382,262 * 8/1997 Tien .
- D. 411,528 * 6/1999 Tien .
- 4,042,090 * 8/1977 Hasebe et al. .
- 5,210,689 5/1993 Baker et al. .

OTHER PUBLICATIONS

Trademark Applications: 75-628331 (Jan. 26, 1999),
75-525301 (Jul. 24, 1998), 75-769978 (Aug. 9, 1999),
73-537408 (Jun. 10, 1985), 73-538590 (May 20, 1985),
75-482307 (May 8, 1998).*

* cited by examiner

Primary Examiner—M. H. Tung
(74) *Attorney, Agent, or Firm*—Mark D. Bowen; Stearns
Weaver Miller Weissler Alhadeff & Sitterson

(57) **CLAIM**

The ornamental design for a set of keys for a computer
keyboard, as shown and described.

DESCRIPTION

FIG. 1 is a top plan view of a set of keys for a computer
keyboard, the broken line drawing of a keyboard is for
illustrative purposes only and forms no part of the claimed
design;

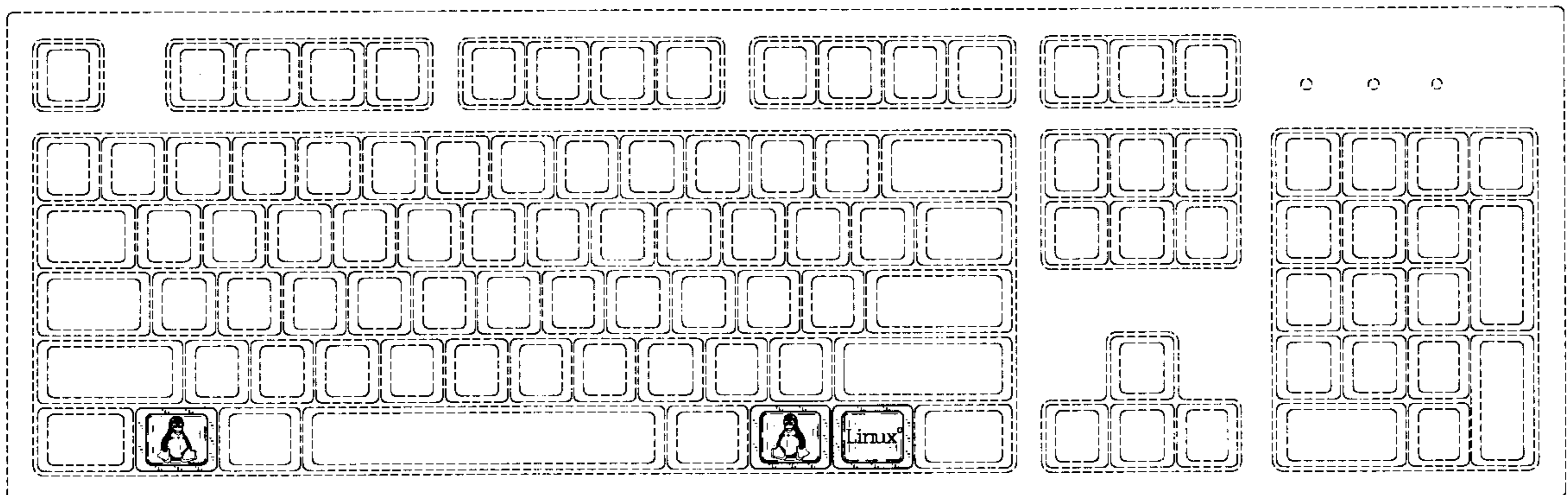
FIG. 2 is a top plan view thereof, a portion is shown for
clarity of illustration, on an enlarged scale, the broken line
drawing of a keyboard is for illustrative purposes only and
forms no part of the claimed design;

FIG. 3 is a top plan view thereof, the right hand portion is
shown for clarity of illustration, on a greatly enlarged scale,
the broken line drawing of the portion of a keyboard is for
illustrative purposes only and forms no part of the claimed
design;

FIG. 4 is a top plan view thereof, the left hand portion is
shown for clarity of illustration, on a greatly enlarged scale,
the broken line drawing of the portion of the remainder of
the keyboard is for illustrative purposes only and forms no
part of the claimed design; and,

FIG. 5 is a front elevational view thereof, the broken line
drawing of the portion of a computer keyboard is for
illustrative purposes only and forms no part of the claimed
design.

1 Claim, 5 Drawing Sheets



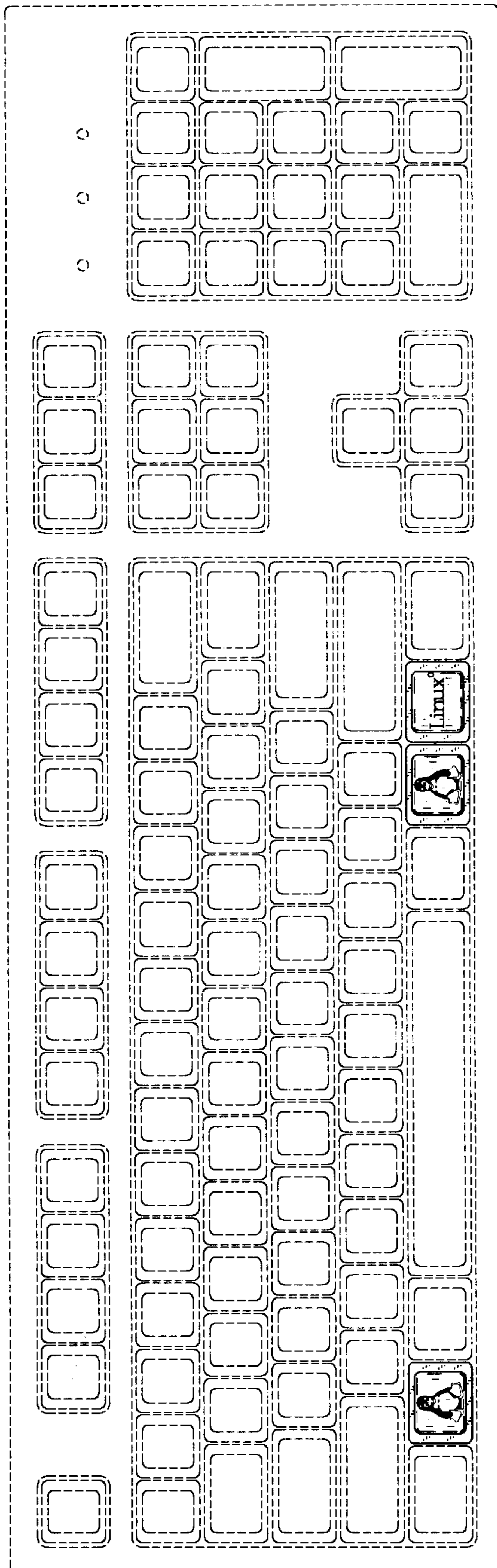


FIG. 1

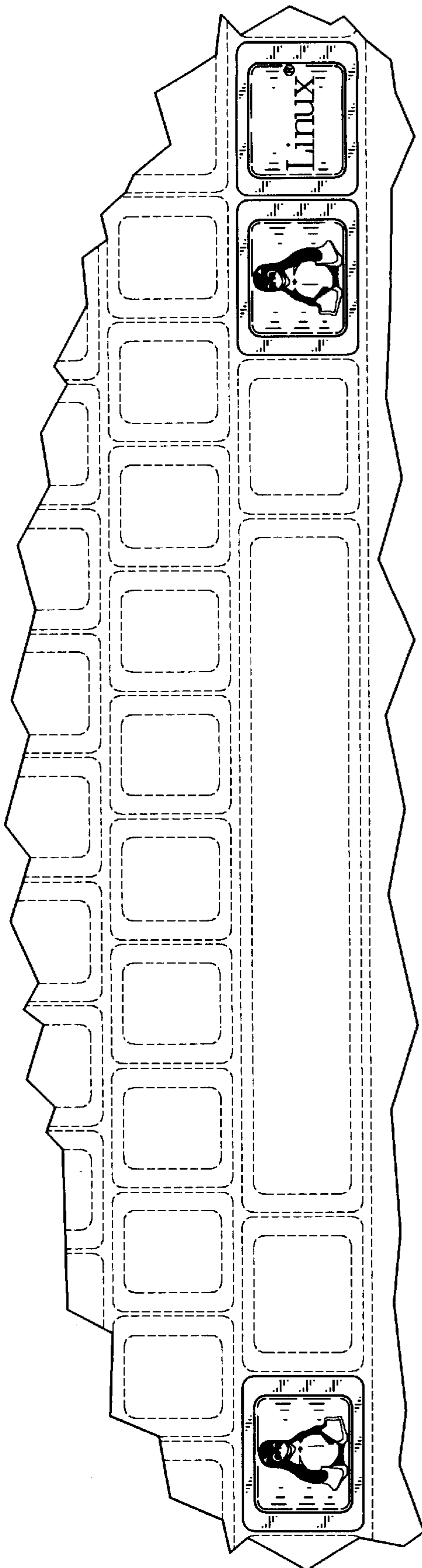


FIG. 2

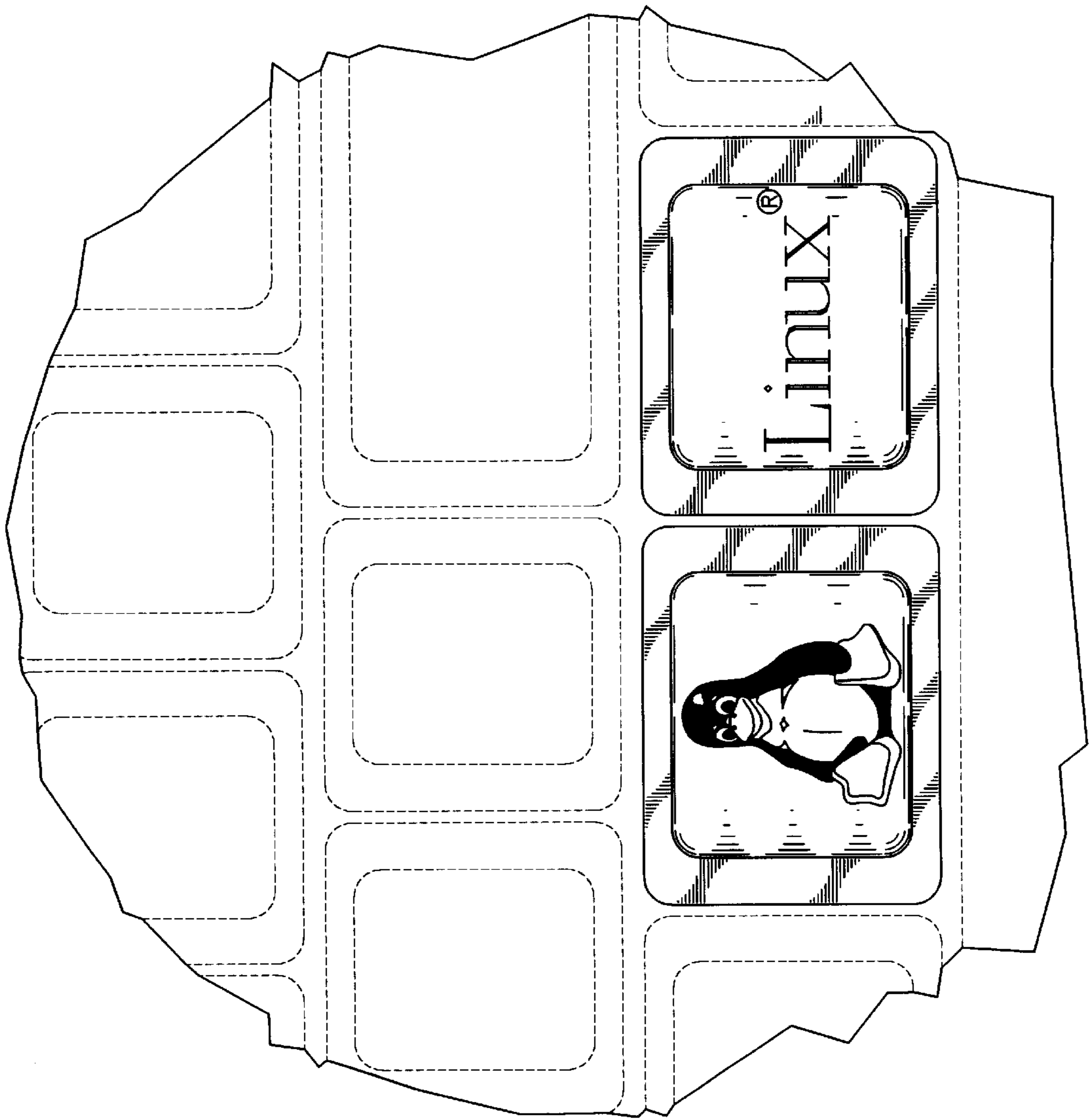


FIG. 3

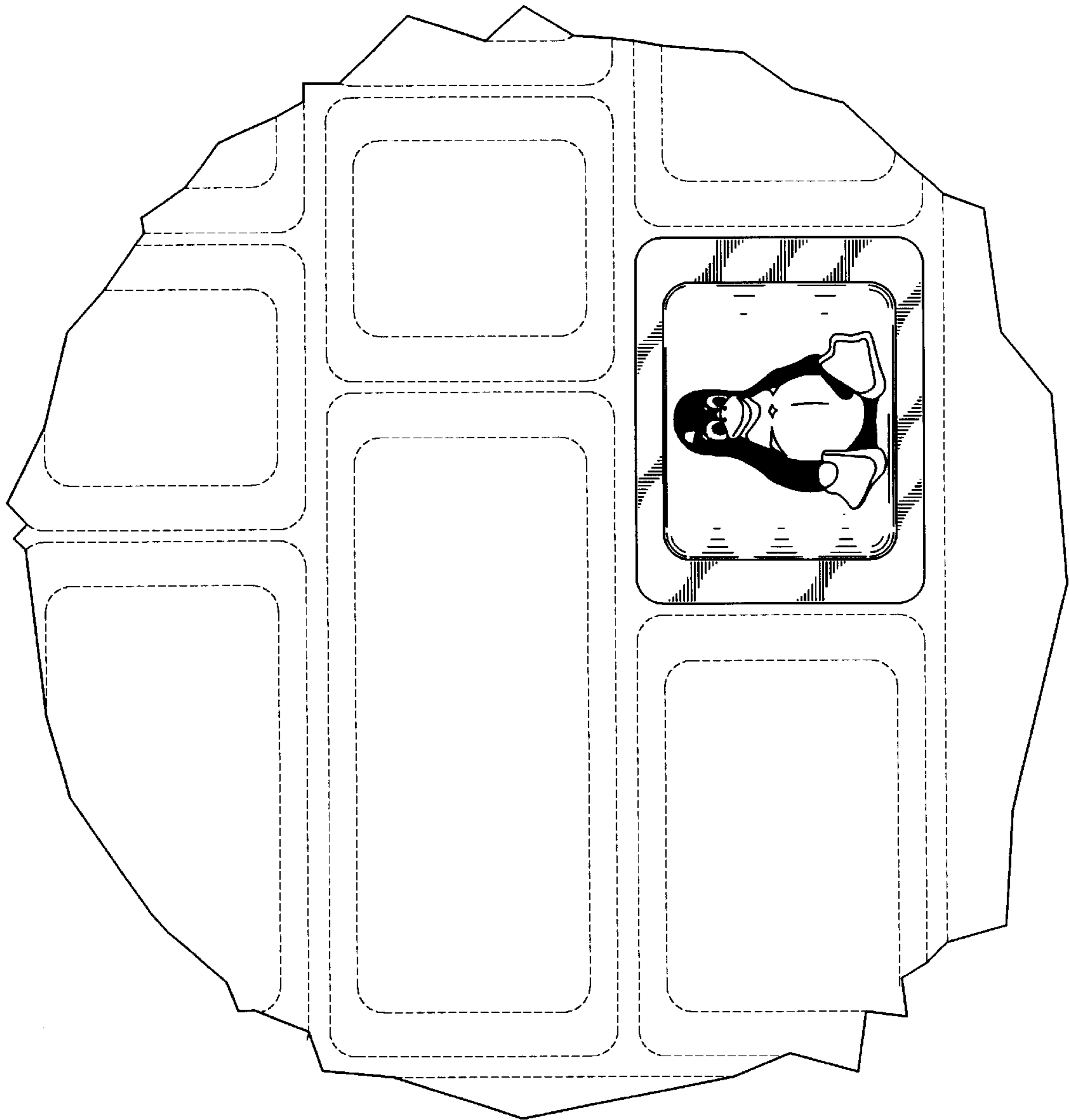


FIG. 4

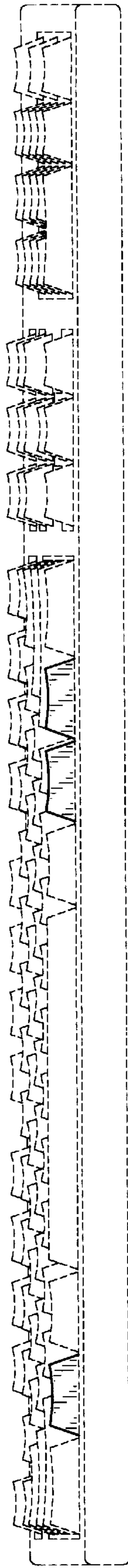


FIG. 5