



US00D444444S

(12) **United States Design Patent**
McCoy et al.

(10) **Patent No.:** **US D444,444 S**

(45) **Date of Patent:** **** Jul. 3, 2001**

(54) **SKI/SNOW BOARD RACK GASKET**

D. 289,078 * 3/1987 Vassallo et al. D23/269

D. 309,343 * 7/1990 Koza et al. D23/269

(75) Inventors: **Richard W. McCoy**, Granger;
Katherine A. Adams, Mishawaka, both
of IN (US)

* cited by examiner

Primary Examiner—Stacia Cadmus

(74) *Attorney, Agent, or Firm*—King and Schickli, PLLC

(73) Assignee: **Reese Products, Inc.**, Elkhart, IN (US)

(**) Term: **14 Years**

(57) **CLAIM**

The ornamental design of a ski/snow board rack gasket, as shown and described.

(21) Appl. No.: **29/110,733**

DESCRIPTION

(22) Filed: **Sep. 10, 1999**

(51) **LOC (7) Cl.** **12-16**

FIG. 1 is a perspective view of the ski/snow board rack gasket of the present invention;

(52) **U.S. Cl.** **D12/400**

FIG. 2 is a front elevational view thereof;

(58) **Field of Search** D12/400, 223,
D12/406; D23/269; 52/663, 302, 303; 98/121.1

FIG. 3 is a rear elevational view thereof;

FIG. 4 is a generic end view thereof.

(56) **References Cited**


FIG. 5 is a left edge elevational view thereof; and,

FIG. 6 is a right edge elevational view thereof.

U.S. PATENT DOCUMENTS

D. 205,277 * 7/1966 Gilchrist D23/269

1 Claim, 1 Drawing Sheet






Fig. 1




Fig. 2




Fig. 3




Fig. 4




Fig. 5



Fig. 6