



US00D444428S

(12) **United States Design Patent** (10) **Patent No.:** **US D444,428 S**
Hutz et al. (45) **Date of Patent:** **** Jul. 3, 2001**

(54) **TIRE TREAD**

(75) Inventors: **John Anthony Hutz; Michael Koussaie**, both of Greer, SC (US)

(73) Assignee: **Michelin Recherche et Technique S.A.** (CH)

(**) Term: **14 Years**

(21) Appl. No.: **29/123,118**

(22) Filed: **May 11, 2000**

(51) **LOC (7) Cl.** **12-15**

(52) **U.S. Cl.** **D12/147**

(58) **Field of Search** D12/134-152;
152/209.1, 209.8, 209.9, 209.11, 209.12,
209.13, 209.28, 900, 901, 902, 903

(56) **References Cited**

U.S. PATENT DOCUMENTS

D. 267,246	12/1982	Hammond	D12/148	
D. 315,129	*	3/1991	Graas et al.	D12/147
D. 316,533	4/1991	Killian	D12/147	
D. 334,160	3/1993	Woo	D12/146	
D. 341,804	*	11/1993	Lassan	D12/147
D. 359,017	6/1995	McKisson	D12/146	
D. 365,796	*	1/1996	Scarpitti et al.	D12/147
D. 372,891	8/1996	McKisson	D12/146	

OTHER PUBLICATIONS

- Eldorado Marquis A/S Tire, 1999 Tread Design Guide, p. 27. 4/5, Jan. 1999.*
Dean Custom Trailer Radial Tire, 1999 Tread Design Guide, p. 89. 4/5, Jan. 1999.*
Goodyear Qrangler AP Tire, 1999 Tread Design Guide, p. 96. 4/1, Jan. 1999.*
Hallmark Ultra LT2000Tire, 1999 Tread Design Guide, p. 97. 4/1, Jan. 1999.*
Laramie Stealth Performance RLT Tire, 1999 Tread Design Guide, p. 103. 1/2, Jan. 1999.*

Hankook F40 Tire, 1999 Tread Design Guide, p. 141. 2/3, Jan. 1999.*

Marangoni RTS Tire, Modern Tire Dealer Magazine, p. 41, Nov. 1998.*

Tread Design Guide, 1992, p. 27, CORDOVAN Grand Prix Radial G/T.

Tread Design Guide, 1992, p. 81, YOKOHAMA A509.

Tread Design Guide, 1997, p. 62, POS-A-TRACTION Twister.

Tread Design Guide, 1997, p. 75, ULTRA-TECH Ultra-Tech Radial GT.

Tread Design Guide, 1999, p. 12, ATLAS Pacemaker Radial TR.

Tread Design Guide, 1999, p. 35, BFGoodrich Lifesaver A/W.

Tread Design Guide, 1999, p. 55, NTB GoodYear Weatherhandler.

* cited by examiner

Primary Examiner—Robert M. Spear

(74) *Attorney, Agent, or Firm*—Martin Farrell; Alan A. Csontos; Robert R. Reed

(57) **CLAIM**

The ornamental design for a tire tread, as shown and described.

DESCRIPTION

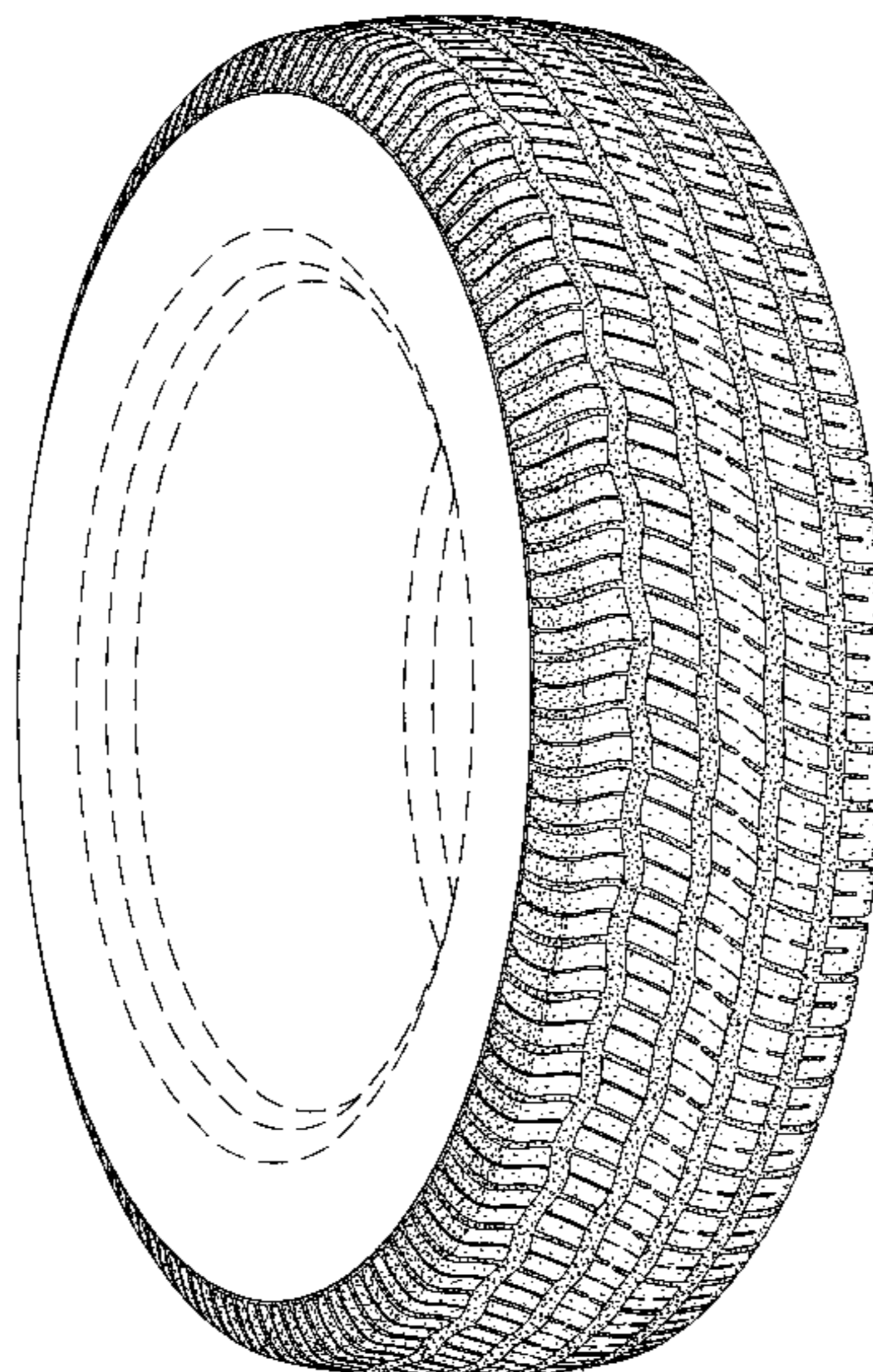
FIG. 1 is a perspective view of a tire tread showing our new design, it being understood that the tread pattern repeats throughout the outer surface and shoulder circumference of the tire tread; and,

FIG. 2 is an enlarged fragmentary front elevation view of the tread pattern of the tire tread thereof.

The broken line disclosure of the tire sidewall and inner bead is for illustrative purposes only and forms no part of the claimed design.

In the drawings, the dark stippled surface shading represents the recessed portion of the tread grooves, having a depth as best shown along the central right edge of FIG. 1.

1 Claim, 2 Drawing Sheets



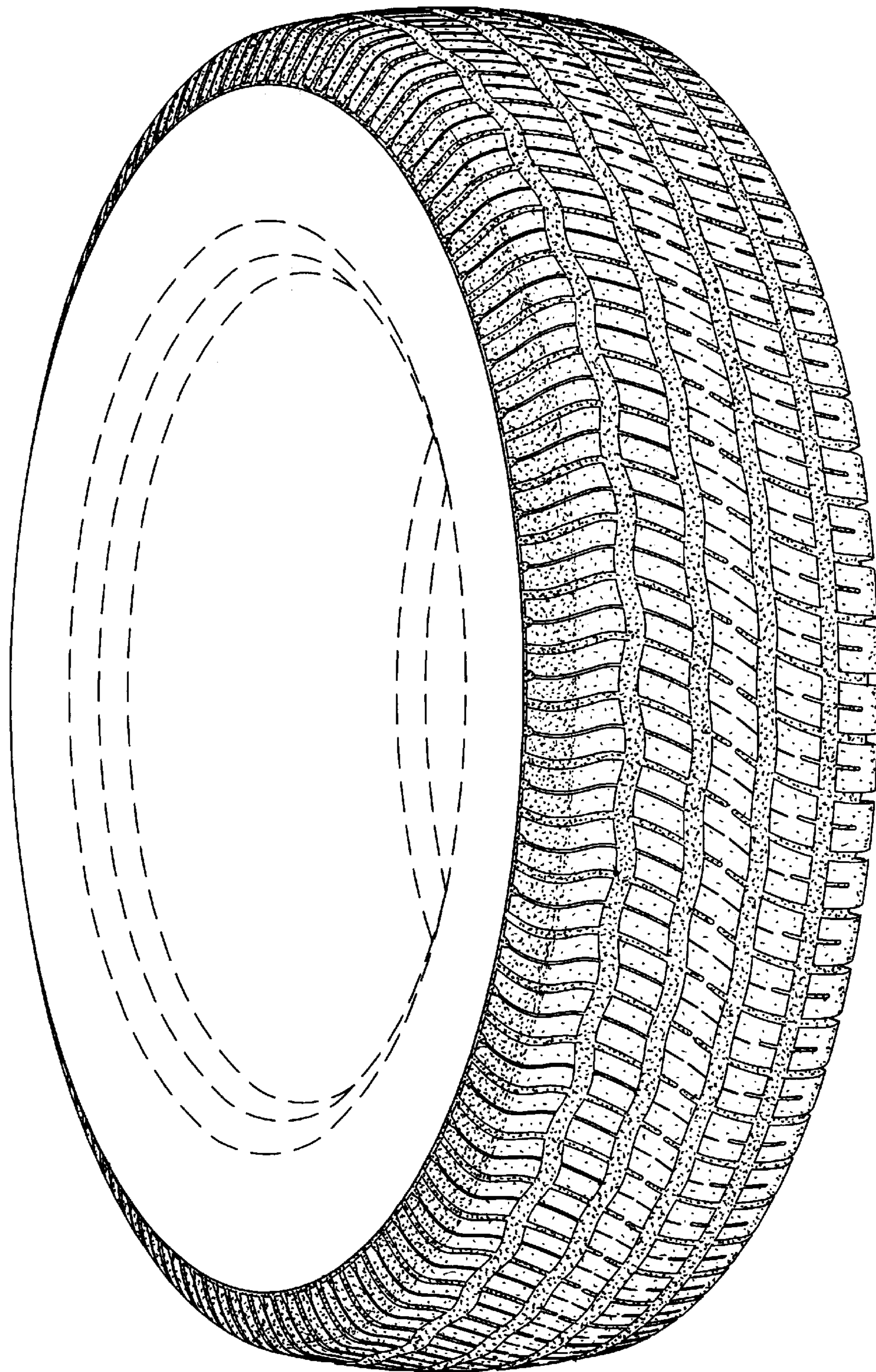


Fig. 1

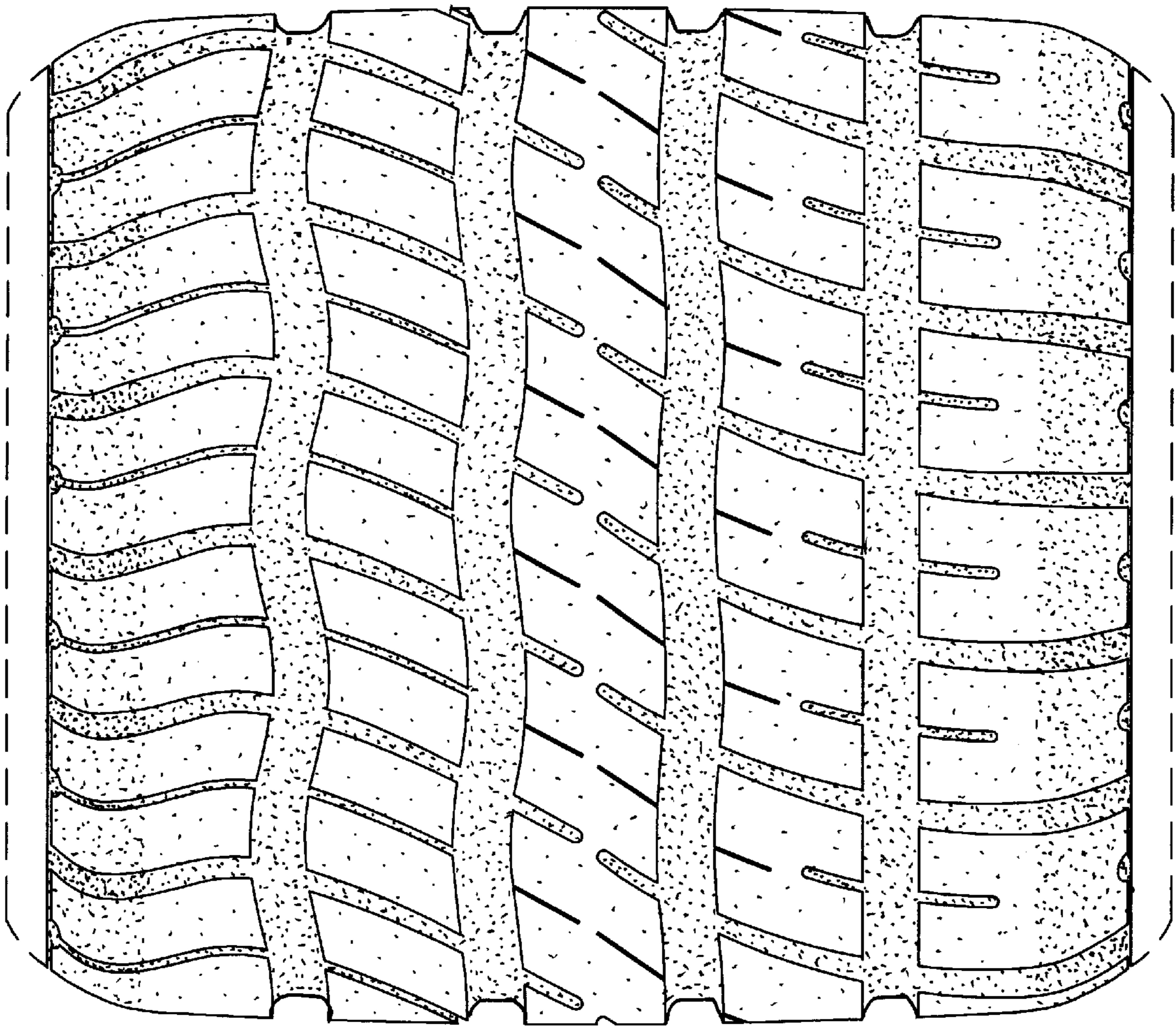


Fig. 2