



US00D444419S

(12) **United States Design Patent**
Kamata et al.

(10) **Patent No.:** **US D444,419 S**

(45) **Date of Patent:** **** Jul. 3, 2001**

(54) **MOTORCYCLE**

886435 10/1996 (JP) .

1063662 3/2000 (JP) .

1064068 3/2000 (JP) .

(75) Inventors: **Akira Kamata; Toshio Kurihara**, both of Saitama (JP)

(73) Assignee: **Honda Giken Kogyo Kabushiki Kaisha**, Tokyo (JP)

(**) Term: **14 Years**

Primary Examiner—Alan P. Douglas

Assistant Examiner—Linda Brooks

(74) *Attorney, Agent, or Firm*—Birch, Stewart, Kolasch & Birch, LLP

(21) Appl. No.: **29/119,158**

(22) Filed: **Feb. 25, 2000**

(51) **LOC (7) Cl.** **12-11**

(52) **U.S. Cl.** **D12/110**

(58) **Field of Search** D12/110; 180/219

(57) **CLAIM**

The ornamental design for a motorcycle, as shown and described.

DESCRIPTION

FIG. 1 is a front left perspective view of a motorcycle showing our new design;

FIG. 2 is a rear right perspective view thereof;

FIG. 3 is a right side elevational view thereof;

FIG. 4 is a left side elevational view thereof;

FIG. 5 is a front elevational view thereof;

FIG. 6 is a rear elevational view thereof; and,

FIG. 7 is a top plan view thereof.

(56) **References Cited**

U.S. PATENT DOCUMENTS

D. 286,519 11/1986 Komuro et al. .


D. 296,539 7/1988 Yamada et al. .

D. 321,676 11/1991 Kitagawa et al. .

FOREIGN PATENT DOCUMENTS

886435 10/1995 (JP) .

1 Claim, 7 Drawing Sheets






FIG. 1



FIG. 2



FIG. 3



FIG. 4




FIG. 5




FIG. 6




FIG. 7