



US00D444417S

(12) **United States Design Patent**
Yoneoka

(10) **Patent No.:** **US D444,417 S**

(45) **Date of Patent:** **** Jul. 3, 2001**

(54) **PULL TAB OF A SLIDE FASTENER SLIDER**

D. 305,106 * 12/1989 Aoki D11/221

D. 315,701 * 3/1991 Aoki D11/221

5,844,373 * 3/1999 Kawamura 24/421

(75) Inventor: **Morimasa Yoneoka**, Toyama (JP)

(73) Assignee: **YKK Corporation**, Tokyo (JP)

* cited by examiner

(**) Term: **14 Years**

Primary Examiner—Ralf Seifert

(74) *Attorney, Agent, or Firm*—Finnegan, Henderson, Farabow, Garrett & Dunner, L.L.P.

(21) Appl. No.: **29/118,520**

(22) Filed: **Feb. 10, 2000**

(57) **CLAIM**

(30) **Foreign Application Priority Data**

The ornamental design for a pull tab of a slide fastener slider, as shown and described.

Aug. 26, 1999 (JP) 11-23029

DESCRIPTION

(51) **LOC (7) Cl.** **02-07**

FIG. 1 is a front view of a pull tab of a slide fastener slider.

(52) **U.S. Cl.** **D11/221**

FIG. 2 is a right side view of the pull tab of FIG. 1.

(58) **Field of Search** D11/200, 221;

FIG. 3 is a plan view of the pull tab of FIG. 1.

24/415, 430, 427, 429, 382, 416, 431, 421;

FIG. 4 is a base view of the pull tab of FIG. 1.

D3/61

FIG. 5 is a cross-sectional view taken along the line 5—5 of FIG. 1.

(56) **References Cited**

FIG. 6 is a cross-sectional view taken along the line 6—6 of FIG. 1; and,

U.S. PATENT DOCUMENTS

FIG. 7 is an explanatory view showing the pull tab of FIG. 1 in use.

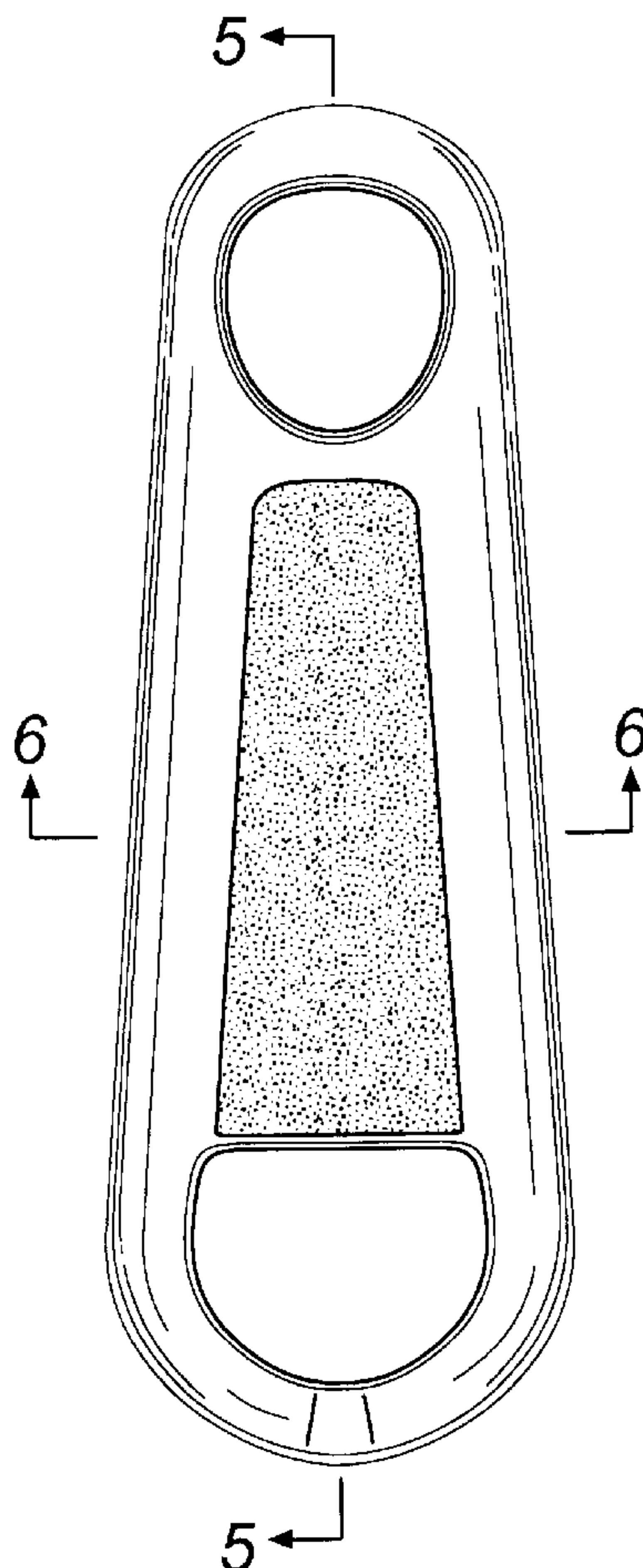
D. 193,297 * 7/1962 Carlile D11/221

D. 202,890 * 11/1965 Maitland et al. D11/221

D. 291,546 * 8/1987 Oda D11/221

D. 291,670 * 9/1987 Takabatake D11/221

1 Claim, 3 Drawing Sheets



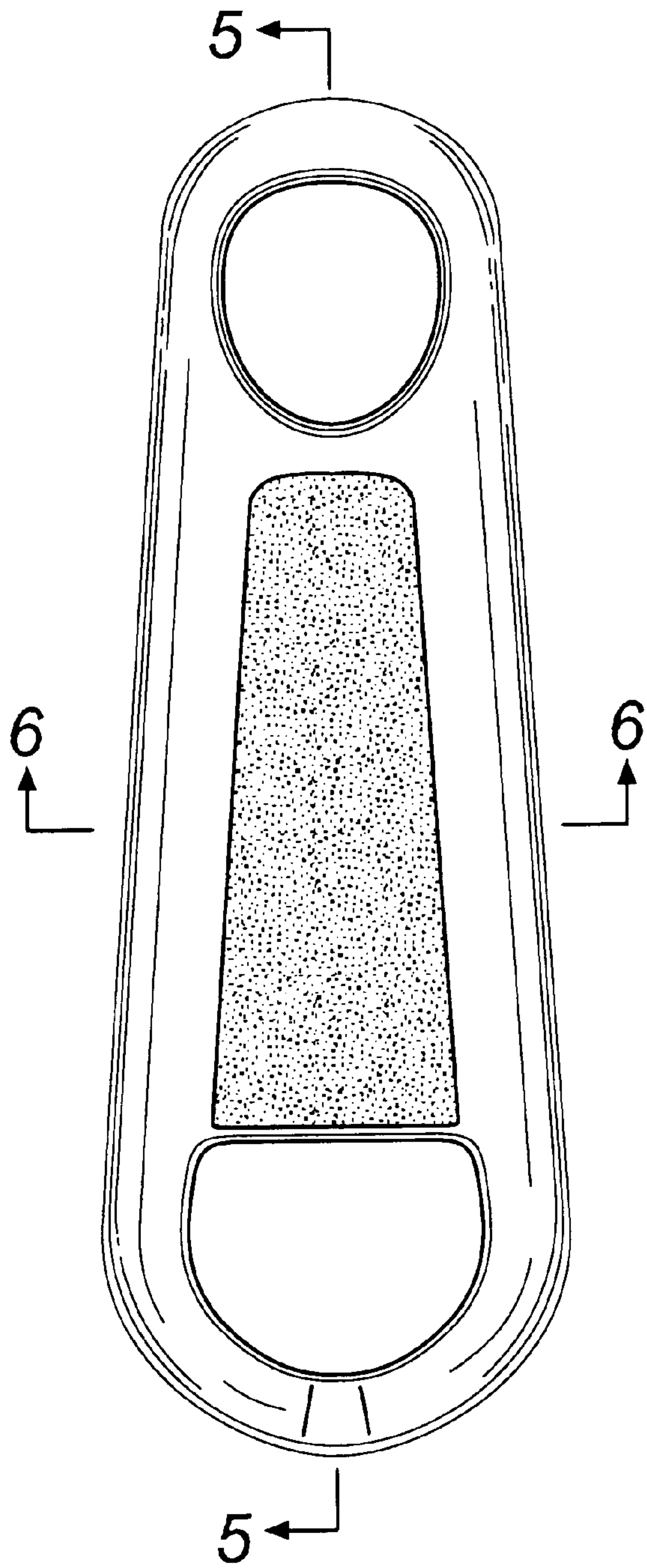


FIG. 1

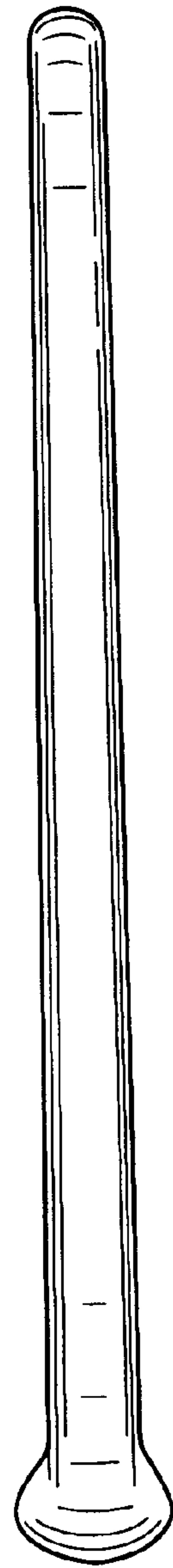


FIG. 2

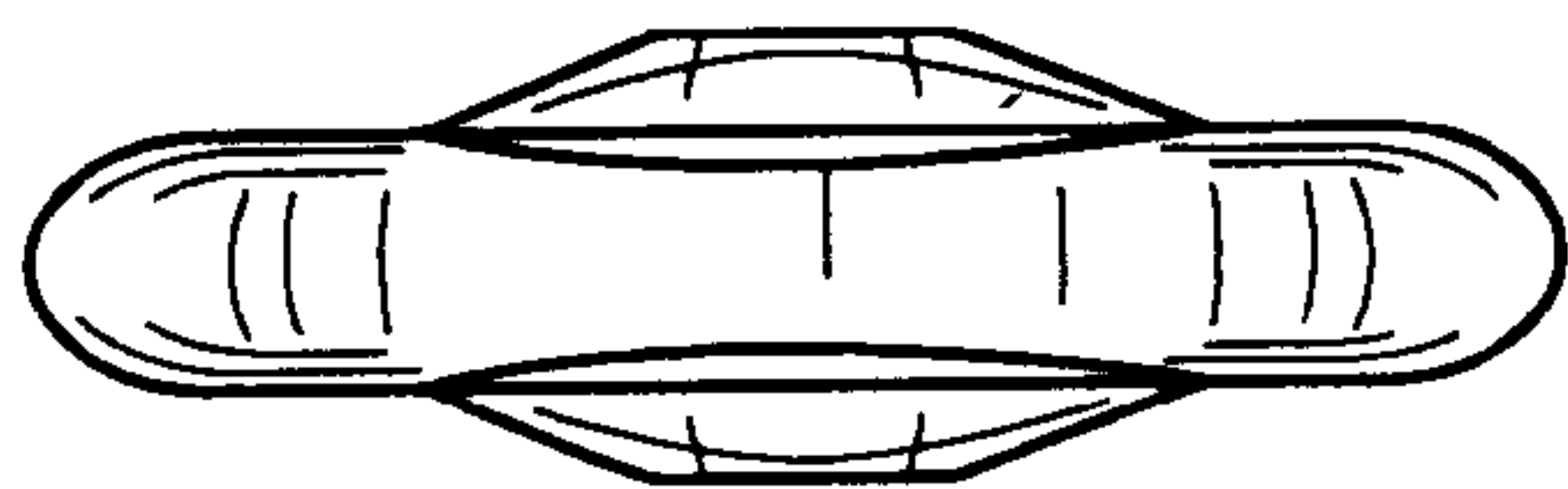


FIG. 3

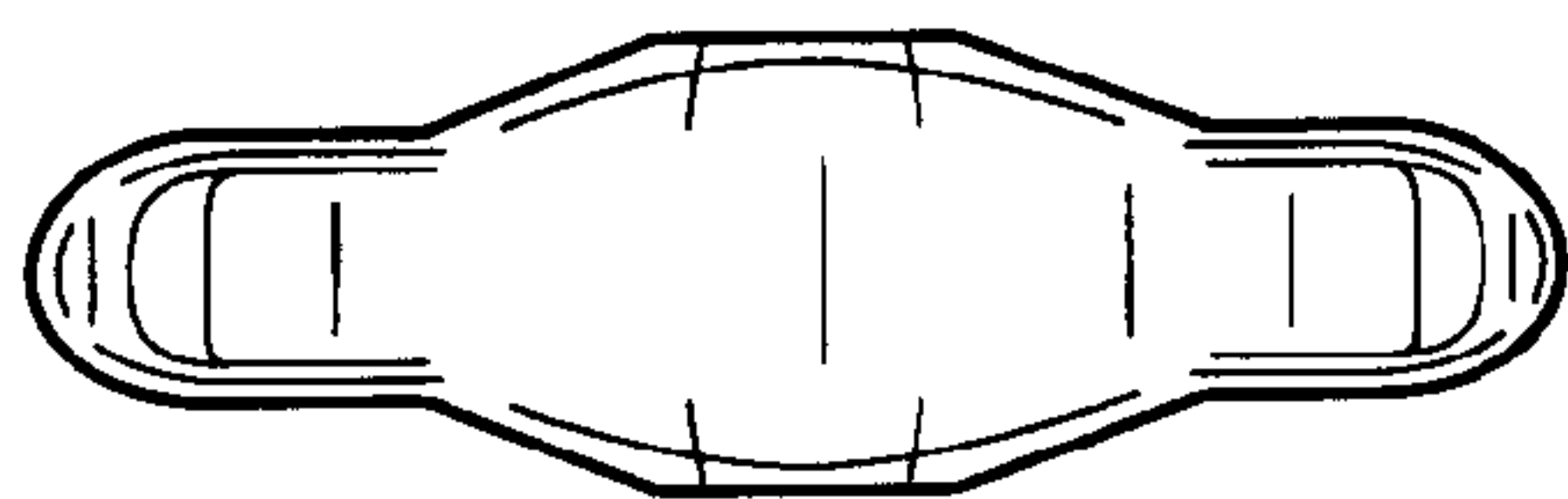


FIG. 4



FIG. 6

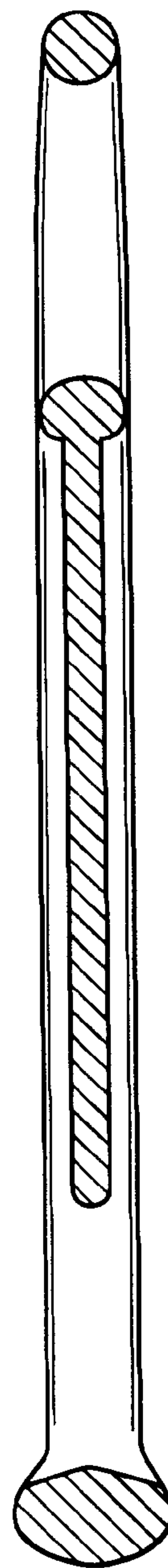


FIG. 5

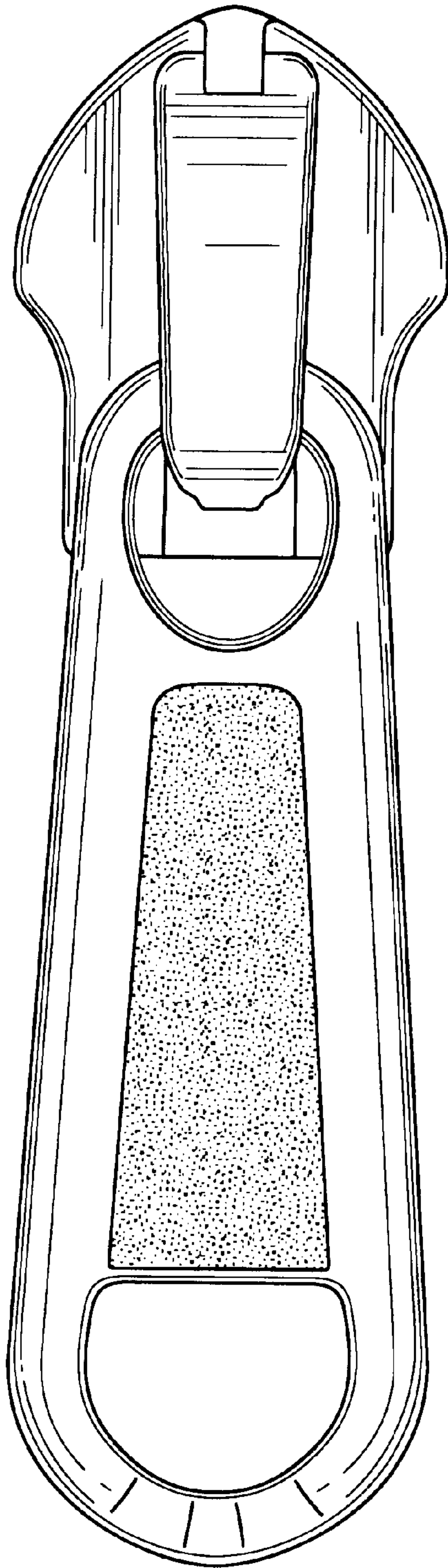


FIG. 7