



US00D444414S

(12) **United States Design Patent**  
**Higson**

(10) **Patent No.:** **US D444,414 S**

(45) **Date of Patent:** **\*\* Jul. 3, 2001**

(54) **NOVELTY WEATHER TOWER**

(76) Inventor: **Wayne Higson**, 2814 B Mulberry La.,  
Greenville, NC (US) 27858

(\*\*) Term: **14 Years**

(21) Appl. No.: **29/131,900**

(22) Filed: **Oct. 30, 2000**

(51) **LOC (7) Cl.** ..... **11-02**

(52) **U.S. Cl.** ..... **D11/157**

(58) **Field of Search** ..... D11/131, 157;  
D10/52; D25/1

(56) **References Cited**

**U.S. PATENT DOCUMENTS**

|            |   |         |         |       |           |
|------------|---|---------|---------|-------|-----------|
| D. 11,998  | * | 1/1998  | Chan    | ..... | D10/52    |
| D. 187,551 | * | 3/1960  | Misner  | ..... | D10/52    |
| D. 389,074 | * | 1/1998  | Timbel  | ..... | D10/52    |
| 509,169    | * | 11/1893 | Ireland | ..... | 73/170.16 |

\* cited by examiner

*Primary Examiner*—Dominic Simone

(74) *Attorney, Agent, or Firm*—Coats & Bennett, PLLC

(57) **CLAIM**

The ornamental design for a novelty weather tower, as shown.

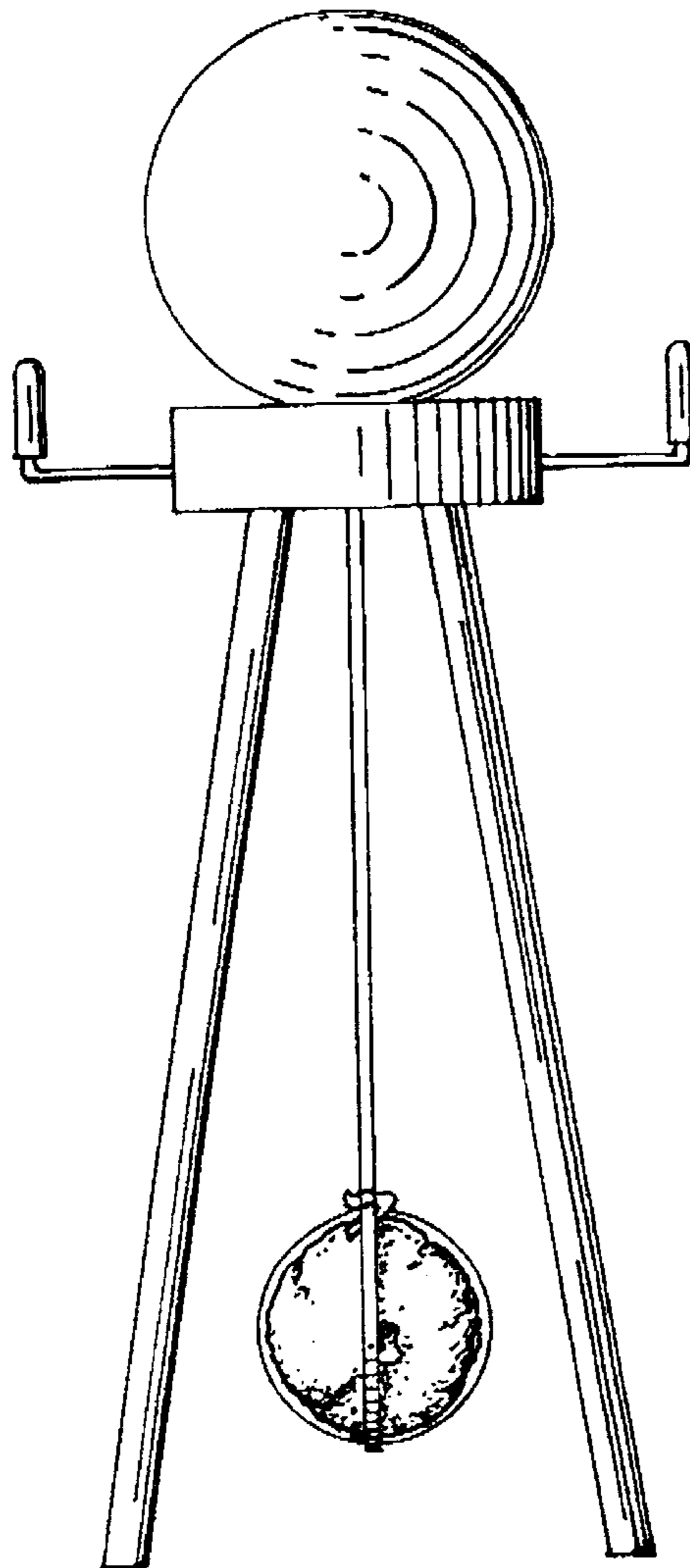
**DESCRIPTION**

FIG. 1 is a front elevational view of the novelty weather tower with the rear elevational view being a mirror image of the same.

FIG. 2 is a side elevational view of the novelty weather tower with the opposite side being a mirror image of the same.

FIG. 3 is a top plan view of the novelty weather tower; and, FIG. 4 is a bottom plan view of the novelty weather tower.

**1 Claim, 3 Drawing Sheets**



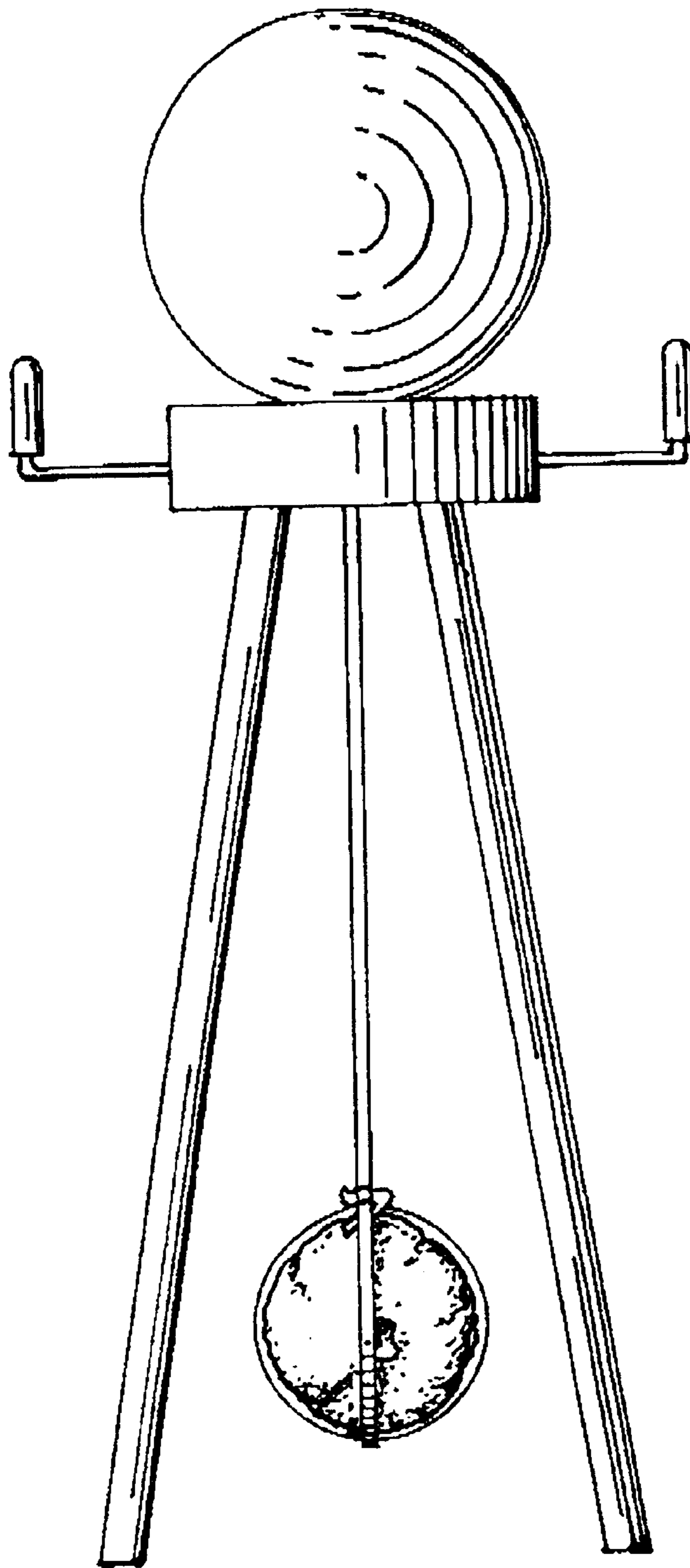


FIG. 1

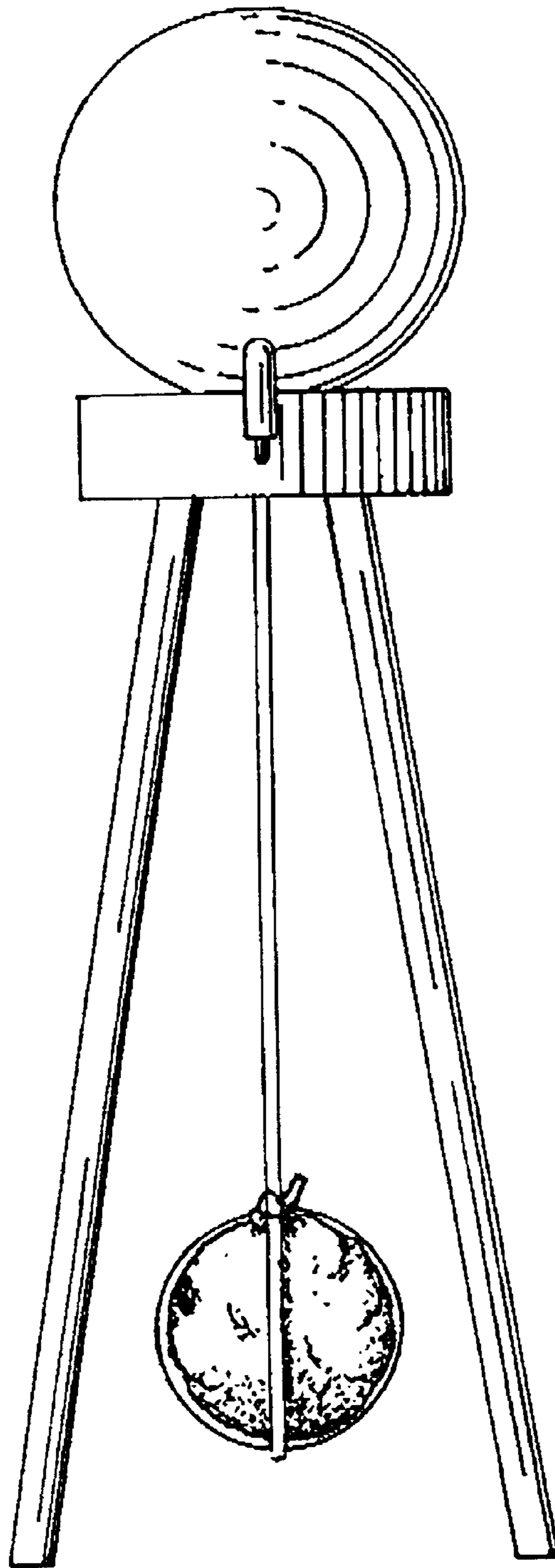


FIG. 2




FIG. 4




FIG. 3