



US00D444411S

(12) **United States Design Patent**  
**Glaubitz**

(10) **Patent No.:** **US D444,411 S**

(45) **Date of Patent:** **\*\* Jul. 3, 2001**

(54) **DECORATIVE STAND**

(76) **Inventor:** **Larry Glaubitz**, 105 Lakeview Dr.,  
Eagle Lake, MN (US) 56024

(\*\*) **Term:** **14 Years**

(21) **Appl. No.:** **29/137,756**

(22) **Filed:** **Feb. 27, 2001**

**Related U.S. Application Data**

(62) Division of application No. 29/121,817, filed on Apr. 13, 2000.

(51) **LOC (7) Cl.** ..... **11-05**

(52) **U.S. Cl.** ..... **D11/128; D11/130**

(58) **Field of Search** ..... D21/621, 622,  
D21/658, 676, 594; D11/121, 125, 127,  
128, 160; D22/120; D20/31; 223/66, 68;  
446/374, 385, 386, 73; 428/12, 15, 16

(56) **References Cited**

**U.S. PATENT DOCUMENTS**

D. 28,771	5/1898	Mills, Jr. .	
D. 149,260	4/1948	Danz .	
D. 162,469	3/1951	Pollock .	
D. 187,177 *	2/1960	Lawson .....	D20/31
D. 213,406	2/1969	Davis .	
D. 228,997	11/1973	Wahl .	
D. 278,765	5/1985	Crawford .	
D. 316,059	4/1991	Wieman et al. .	
D. 316,277 *	4/1991	Pollard .....	D20/31
D. 345,764 *	4/1994	Duncan .....	D20/31

D. 361,793	8/1995	Hayden .	
D. 366,076	1/1996	Pedersen .	
D. 396,119	7/1998	Allison .	
D. 404,339	1/1999	Hughes .	
854,224	5/1907	Lamprey .	
2,651,130	9/1953	Stratmann .	
3,395,484 *	8/1968	Smith .....	446/374
3,593,455	7/1971	Farris .	
3,822,170	7/1974	Smolen .	
4,630,762 *	12/1986	Stringer .....	223/66
5,255,457	10/1993	Lipson .	
5,274,537	12/1993	Altman .	
5,733,170	3/1998	Wotton .	

\* cited by examiner

*Primary Examiner*—Dominic Simone

(74) *Attorney, Agent, or Firm*—Merchant & Gould P.C.

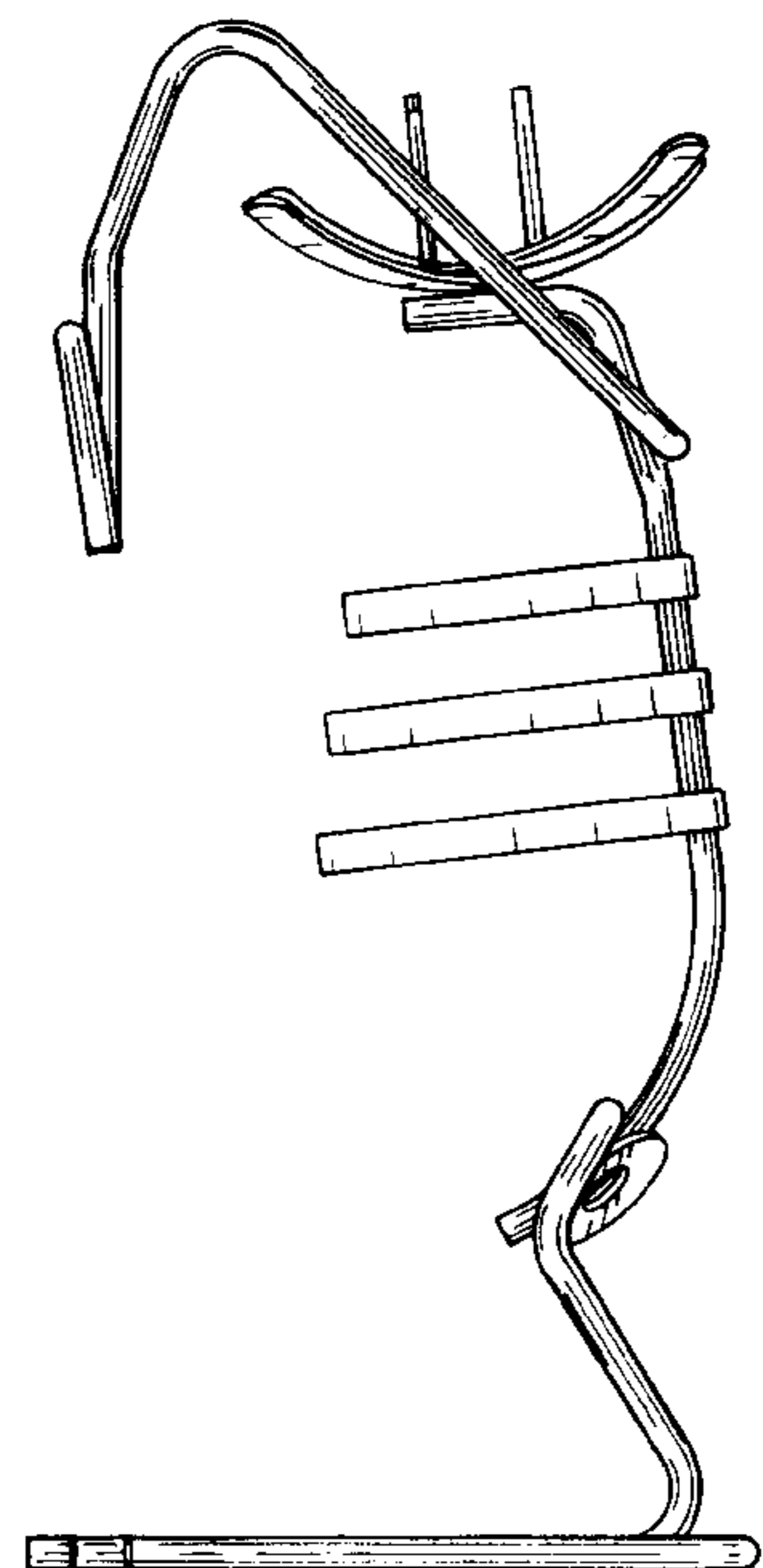
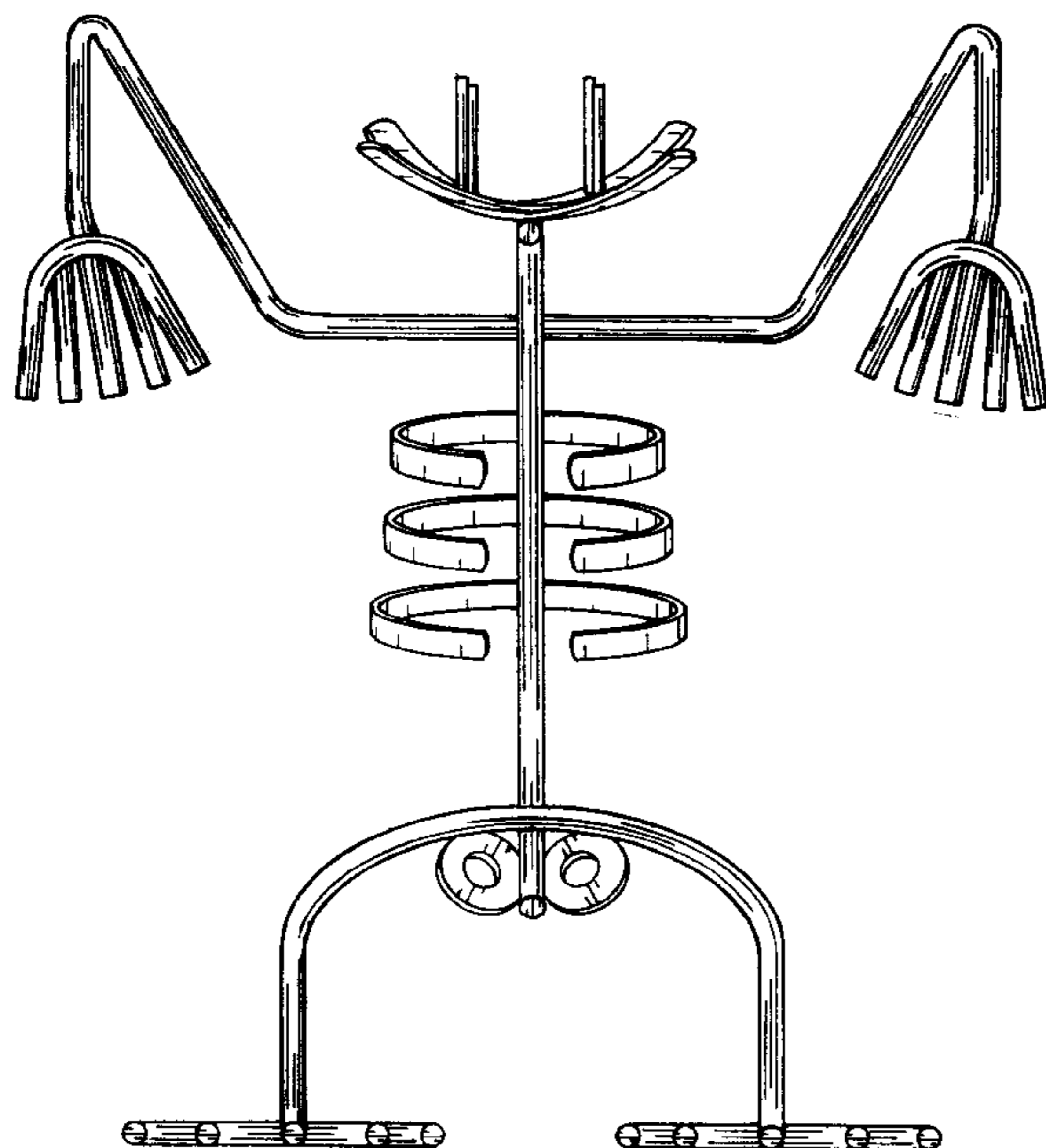
(57) **CLAIM**

The ornamental design for decorative stand, as shown and described.

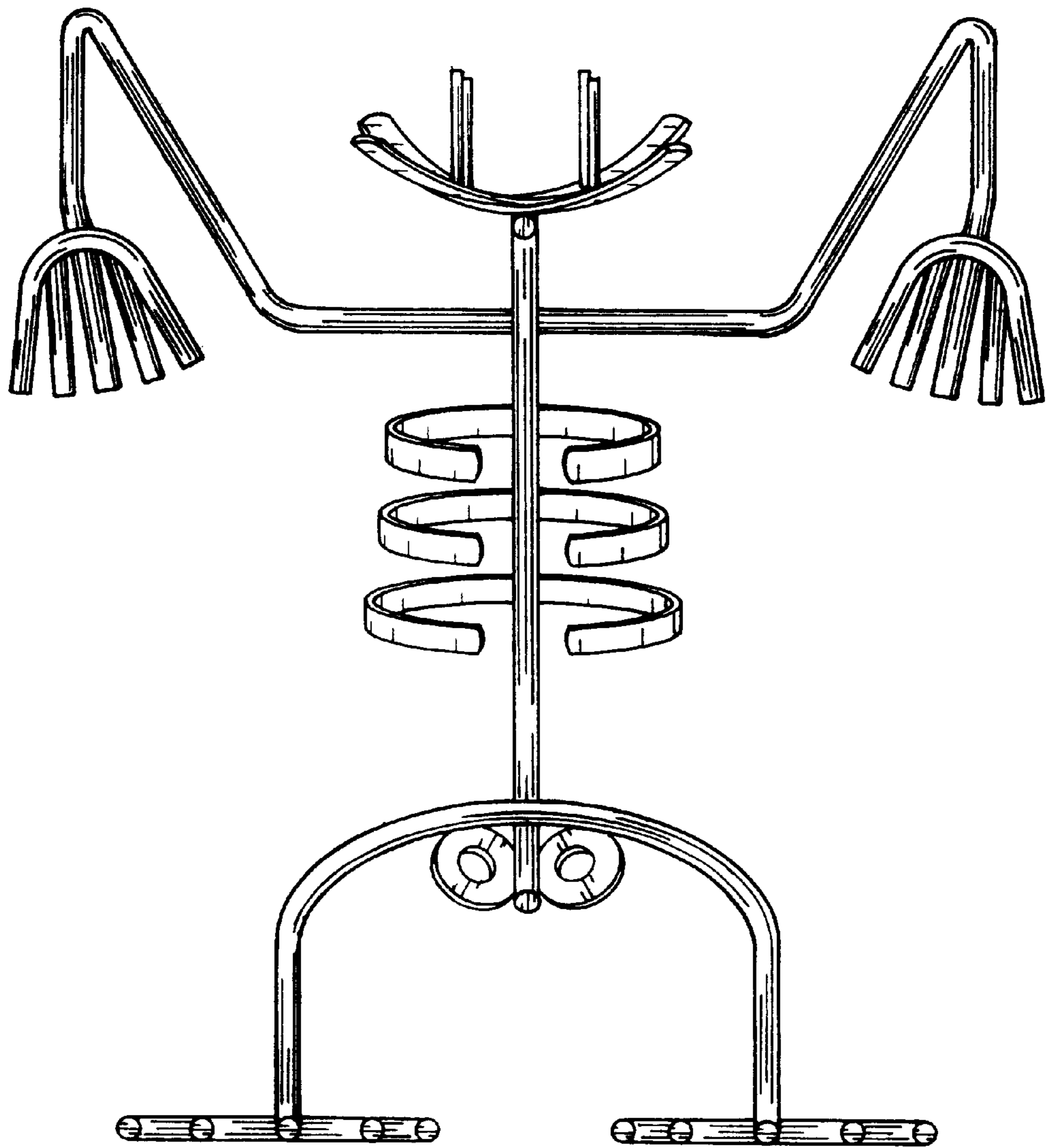
**DESCRIPTION**

FIG. 1 is a front elevational view of a decorative stand;  
FIG. 2 is a rear elevational view of the embodiment depicted in FIG. 1;  
FIG. 3 is a left elevational view of the embodiment depicted in FIG. 1;  
FIG. 4 is a top plan view of the embodiment depicted in FIG. 1; and,  
FIG. 5 is a bottom plan view of the embodiment depicted in FIG. 1.

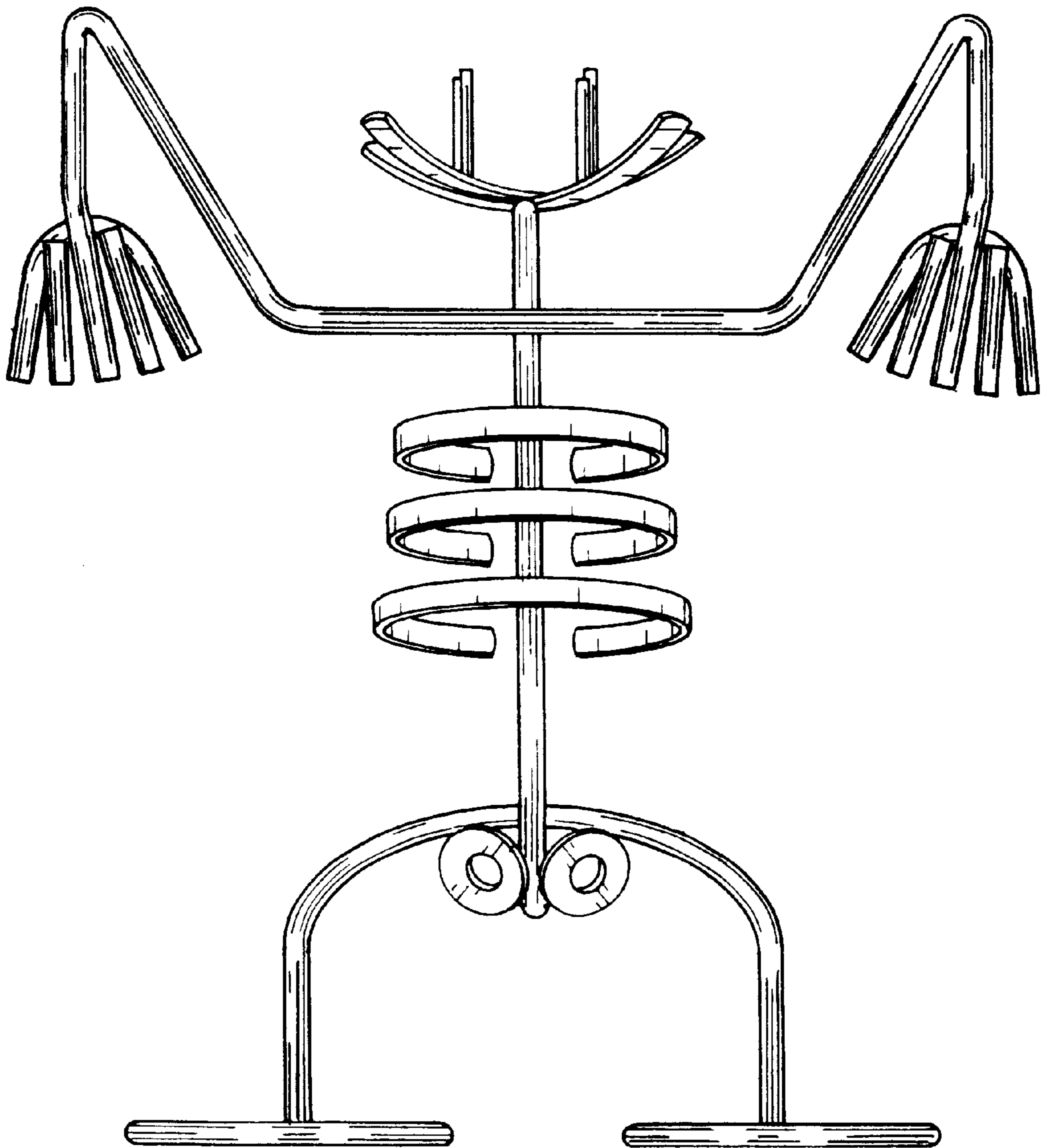
**1 Claim, 4 Drawing Sheets**



**FIG. 1**



**FIG. 2**



**FIG. 3**

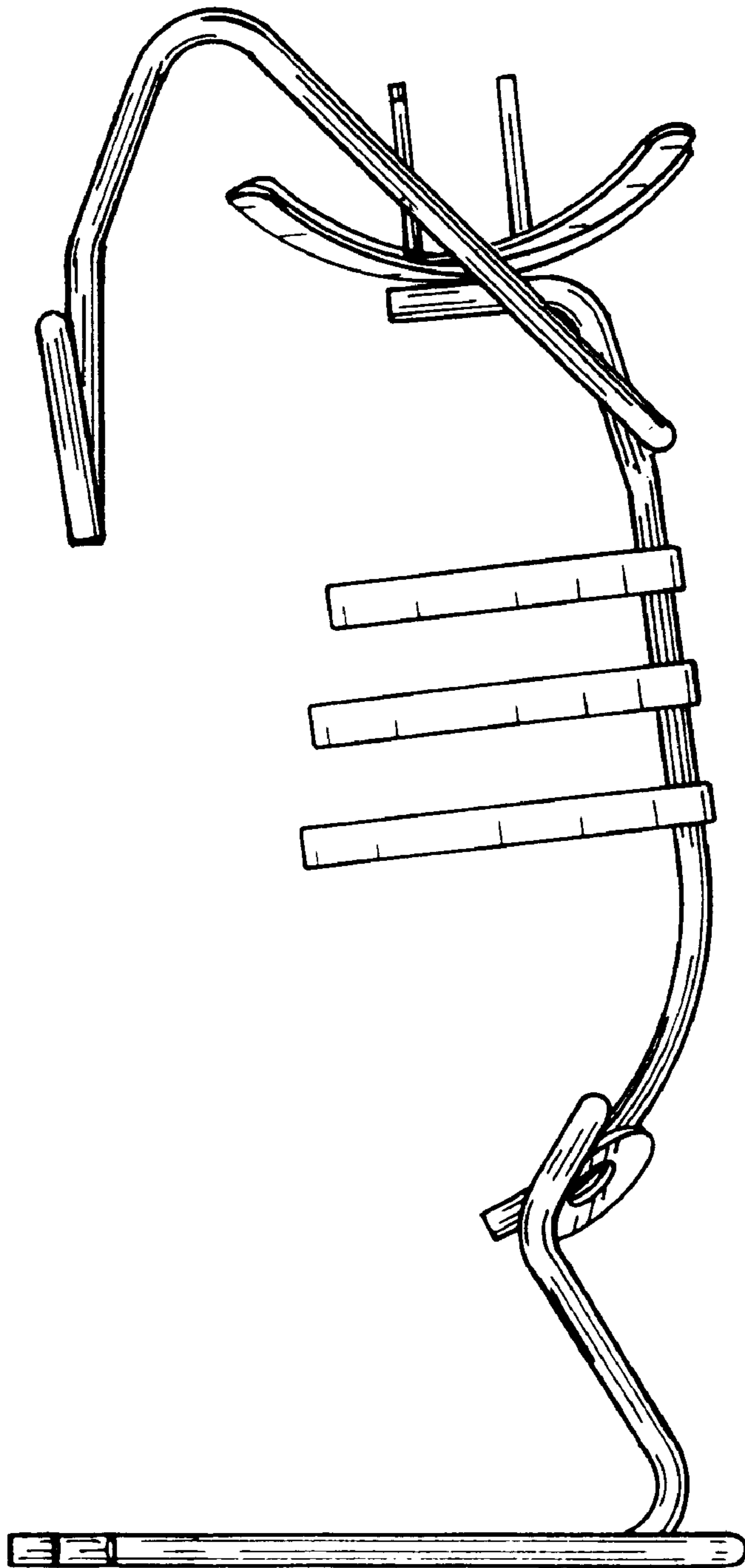


FIG. 4

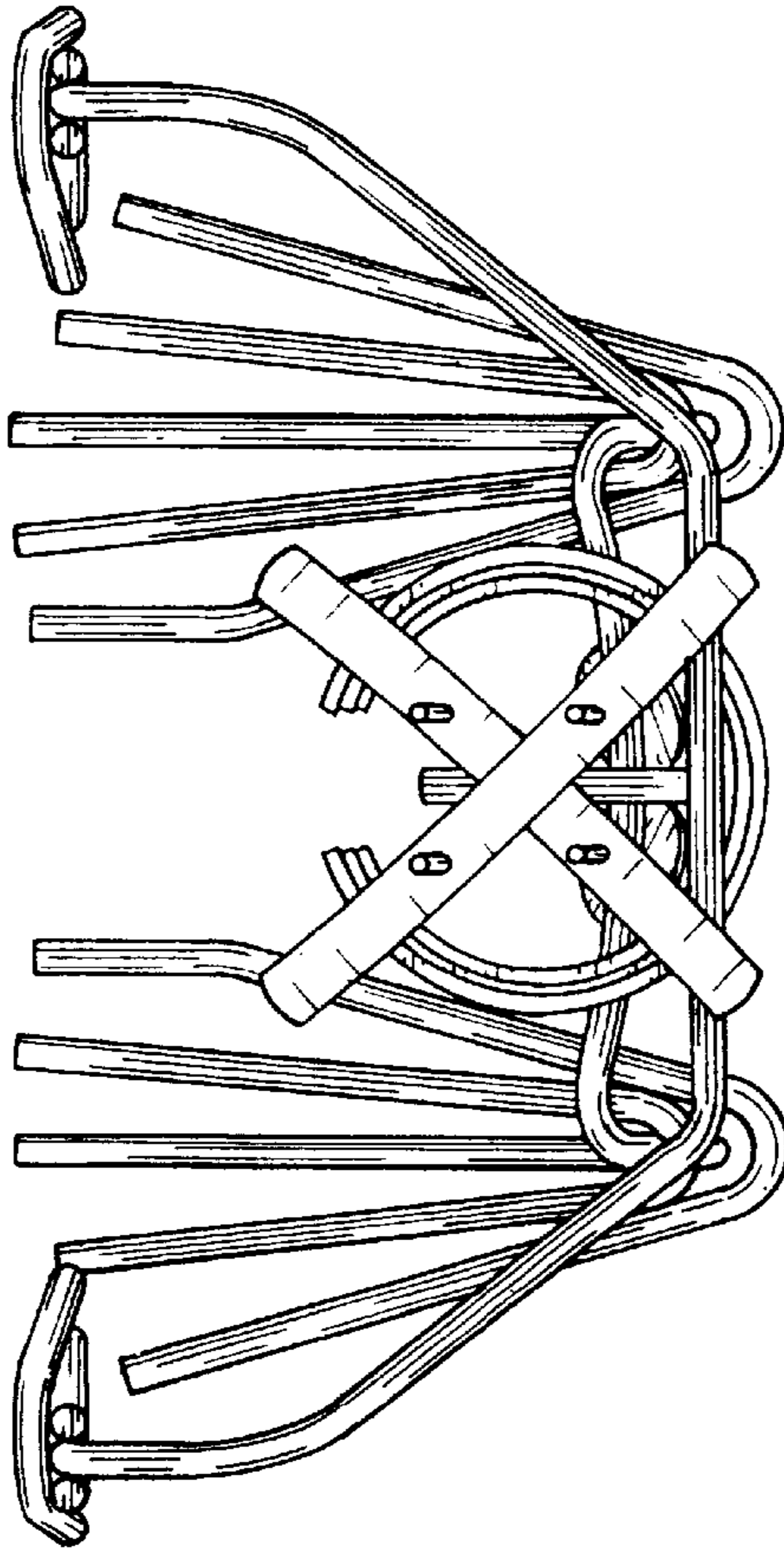


FIG. 5

