



US00D444408S

(12) **United States Design Patent**
Goulet Mauboussin

(10) **Patent No.:** **US D444,408 S**

(45) **Date of Patent:** **** Jul. 3, 2001**

(54) **RING**
(75) **Inventor:** **Patrick Goulet Mauboussin, Paris (FR)**
(73) **Assignee:** **Mauboussin Joailliers, Paris (FR)**
(**) **Term:** **14 Years**

D. 265,808 * 8/1982 Barr D11/26
D. 274,708 * 7/1984 Bulgari D11/3
D. 355,623 * 2/1995 Pagani D11/26
D. 365,038 * 12/1995 Merritt D11/26
2,413,541 * 12/1946 Brady 63/3
2,555,890 * 6/1951 Korth 63/3
4,936,699 * 6/1990 Yoshida D11/3

(21) **Appl. No.:** **29/120,529**
(22) **Filed:** **Mar. 17, 2000**
(30) **Foreign Application Priority Data**
Sep. 20, 1999 (FR) 99 5670
(51) **LOC (7) Cl.** **11-01**
(52) **U.S. Cl.** **D11/26**
(58) **Field of Search** D11/1-4, 26-39;
63/1-3, 15, 15.1, 15.2, 15.45, 15.7, 18,
19, 20

OTHER PUBLICATIONS

Best Products Catalog, *Elegant Rings for Men*, p. 25, 1976.*

* cited by examiner

Primary Examiner—Louis S. Zarfes
Assistant Examiner—Catherine R. Oliver
(74) *Attorney, Agent, or Firm*—Roland Plottel

(56) **References Cited**
U.S. PATENT DOCUMENTS
D. 158,180 * 4/1950 Corbin D11/26
D. 224,555 * 8/1972 Willner D11/26

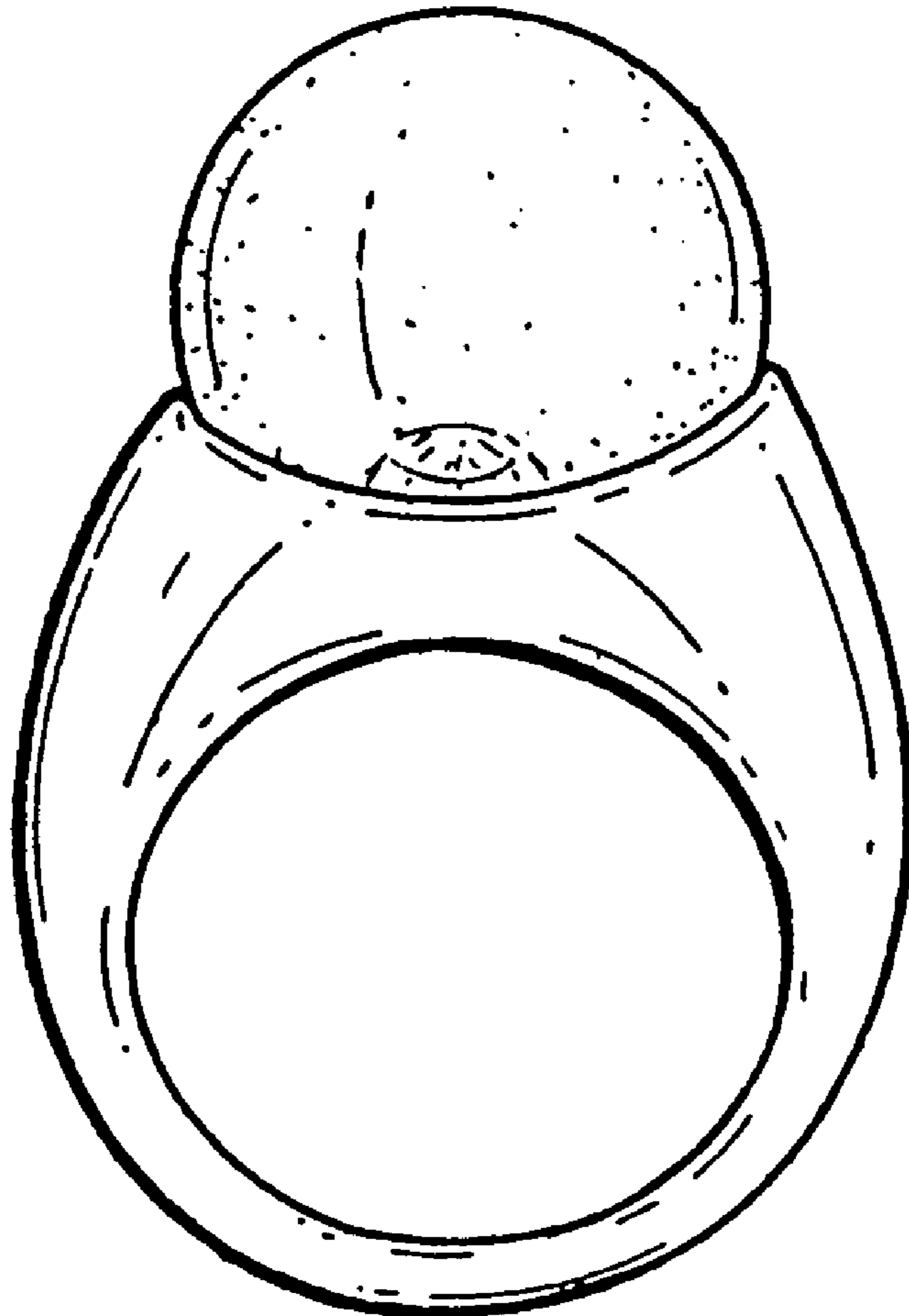
(57) **CLAIM**

I claim ornamental design for ring, as shown and described.

DESCRIPTION

FIG. 1 is a front view of a ring showing my new design.
FIG. 2 is a top view thereof.
FIG. 3 is a side view thereof; and,
FIG. 4 is a bottom view thereof.

1 Claim, 4 Drawing Sheets



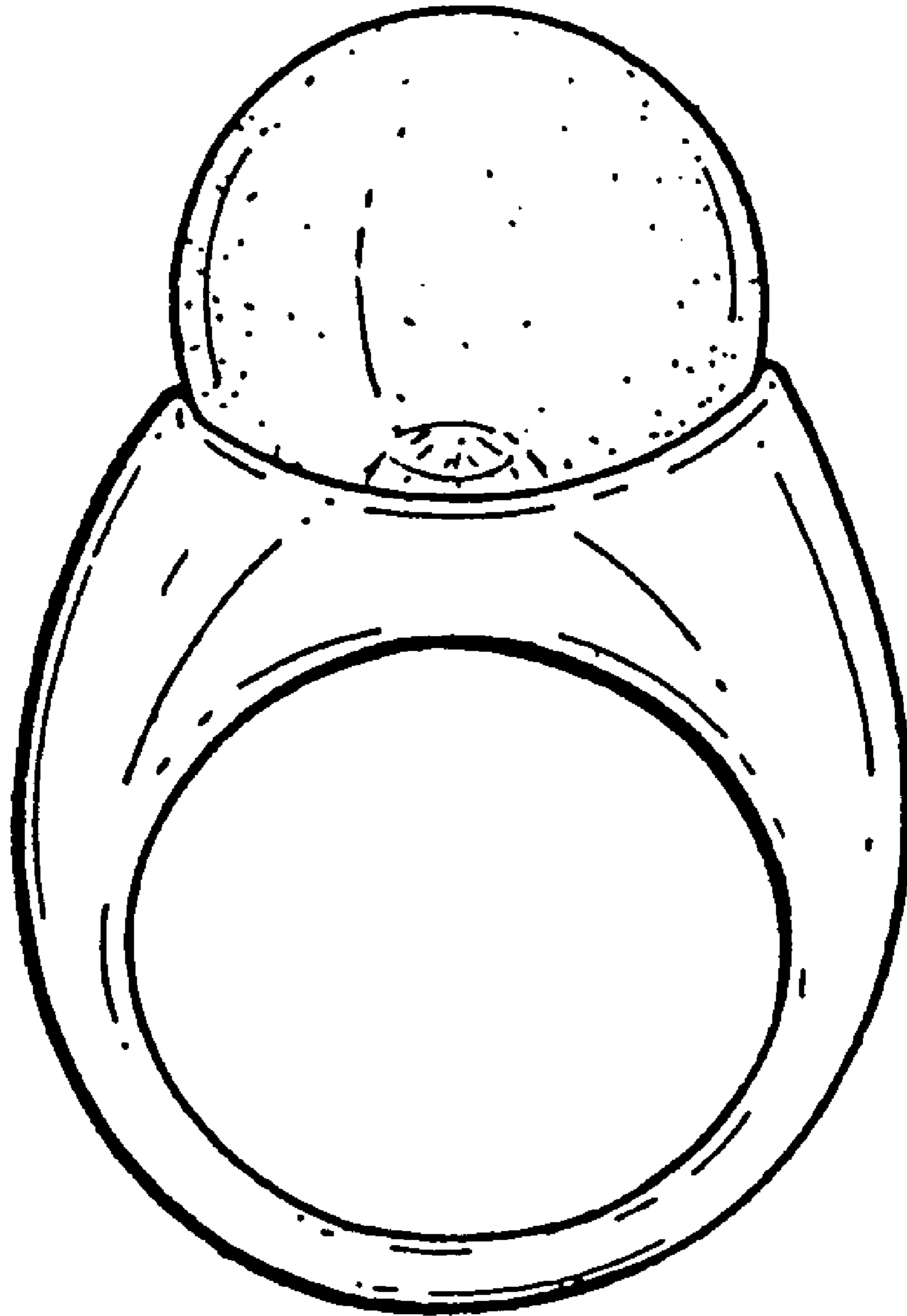


FIG. 1

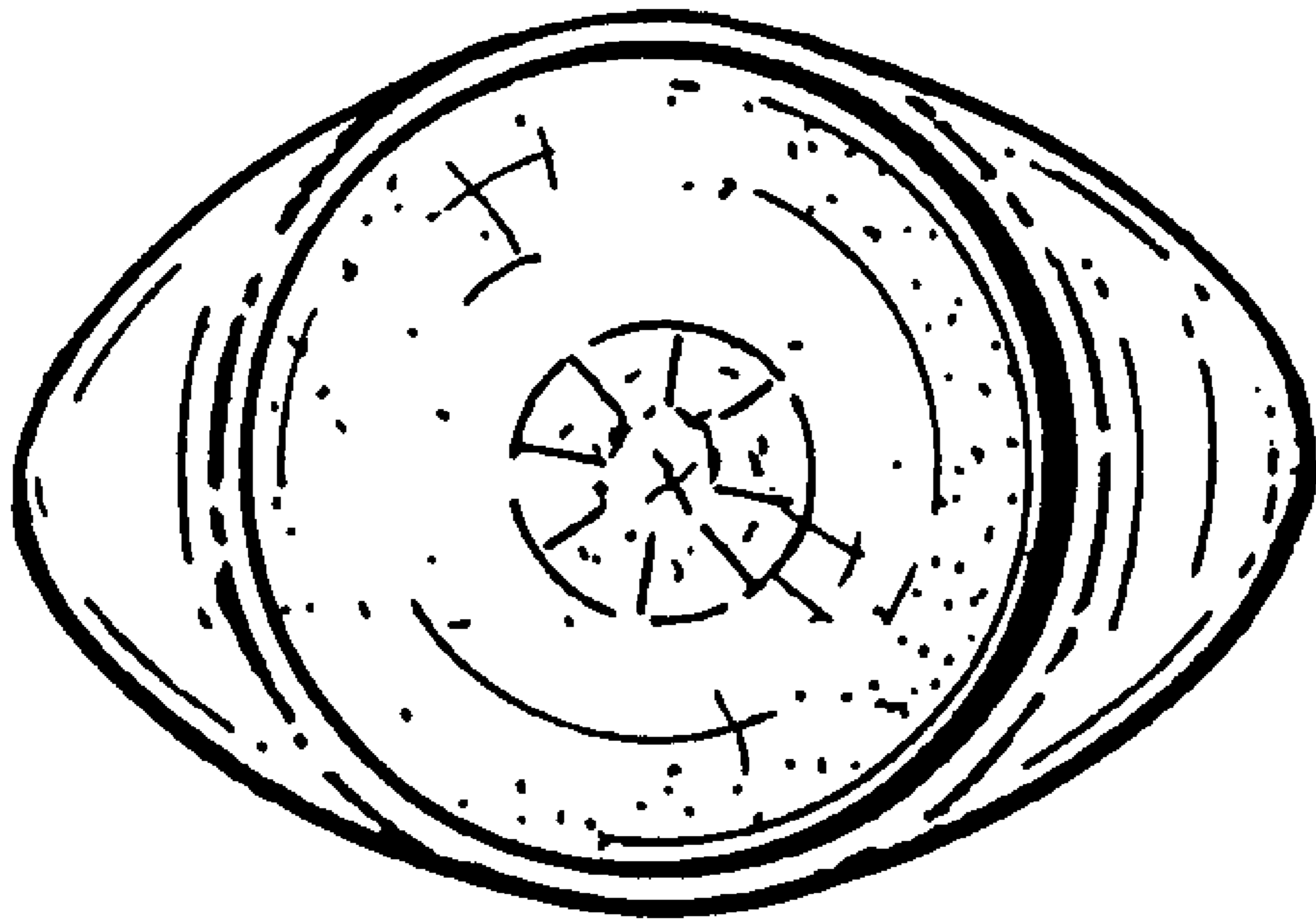


FIG. 2



FIG. 3

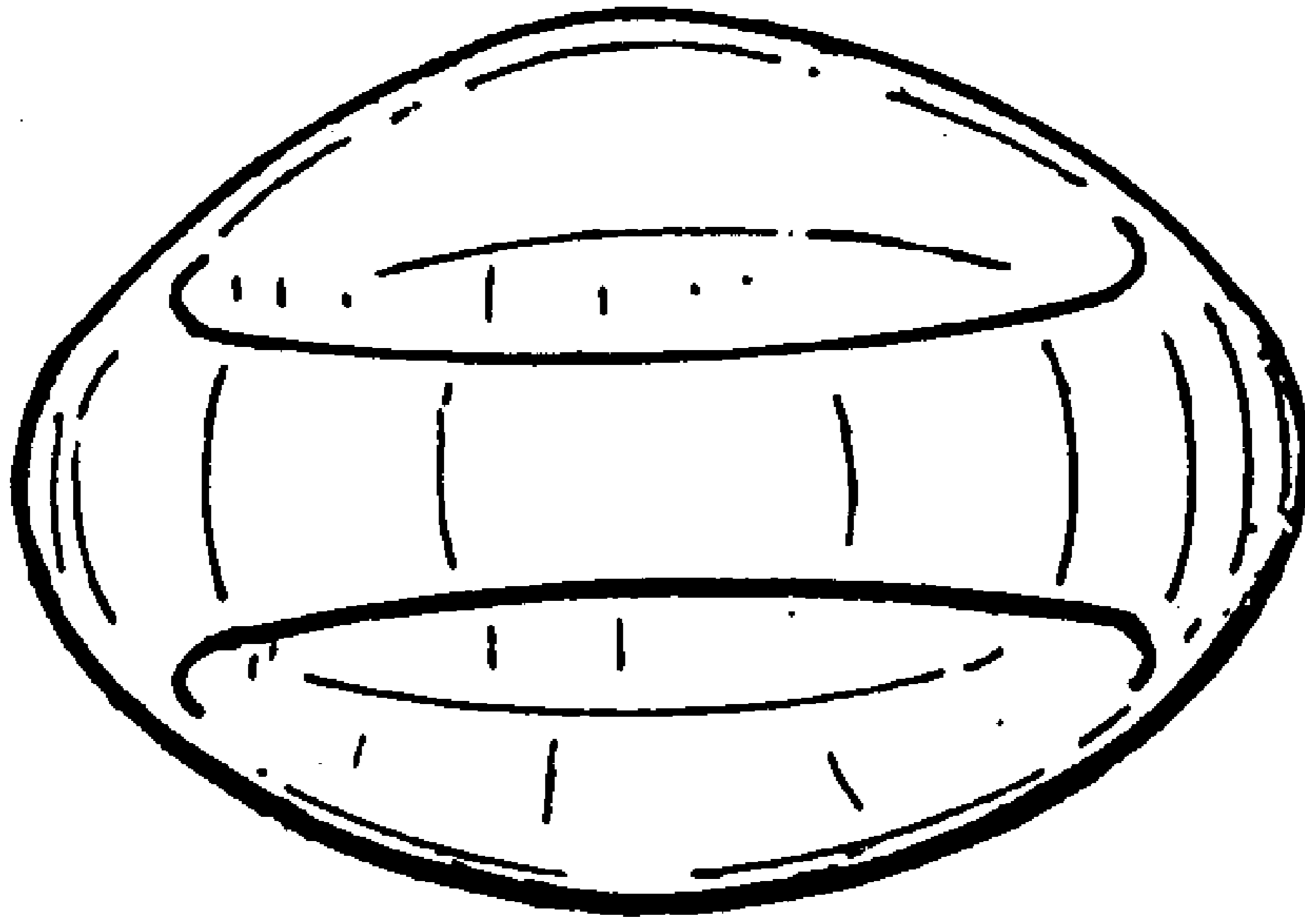


FIG. 4