



US00D444398S

(12) **United States Design Patent**  
**Modolo**

(10) **Patent No.:** **US D444,398 S**

(45) **Date of Patent:** **\*\* Jul. 3, 2001**

(54) **WATCHCASE**

(75) **Inventor:** **Dino Modolo**, La Chaux-de-Fonds  
(CH)

(73) **Assignee:** **Vacheron & Constantin SA**, Geneva  
(CH)

(\*\*) **Term:** **14 Years**

(21) **Appl. No.:** **29/132,789**

(22) **Filed:** **Nov. 16, 2000**

(30) **Foreign Application Priority Data**

Jun. 15, 2000 (XH) ..... DMA/004958

(51) **LOC (7) Cl.** ..... **10-02**

(52) **U.S. Cl.** ..... **D10/39**

(58) **Field of Search** ..... D10/1-40, 122-132;  
368/280-282, 276-277, 285

(56) **References Cited**

**U.S. PATENT DOCUMENTS**

D. 245,231 \* 8/1977 Kleiner ..... D10/32

D. 297,418 \* 8/1988 Thalgott ..... D10/39  
D. 339,752 \* 9/1993 Frappe ..... D10/39  
D. 397,945 \* 9/1998 Gruosi ..... D10/39  
D. 422,222 \* 4/2000 Wunderman ..... D10/30  
D. 432,926 \* 10/2000 Modolo ..... D10/39  
4,575,833 \* 3/1986 Bakhtiari ..... 368/282

\* cited by examiner

*Primary Examiner*—Nelson C. Holtje

(74) *Attorney, Agent, or Firm*—Young & Thompson

(57) **CLAIM**

The ornamental design for a watchcase, as shown and described.

**DESCRIPTION**

FIG. 1 is a front view.

FIG. 2 is a side view from the right of FIG. 1.

FIG. 3 is a side view from the left of FIG. 1.

FIG. 4 is a rear view.

FIG. 5 is a view from the bottom of FIG. 1.

FIG. 6 is a view from the top of FIG. 1; and,

FIG. 7 is a perspective view.

**1 Claim, 1 Drawing Sheet**




Fig.1




Fig.2




Fig.3



Fig.4

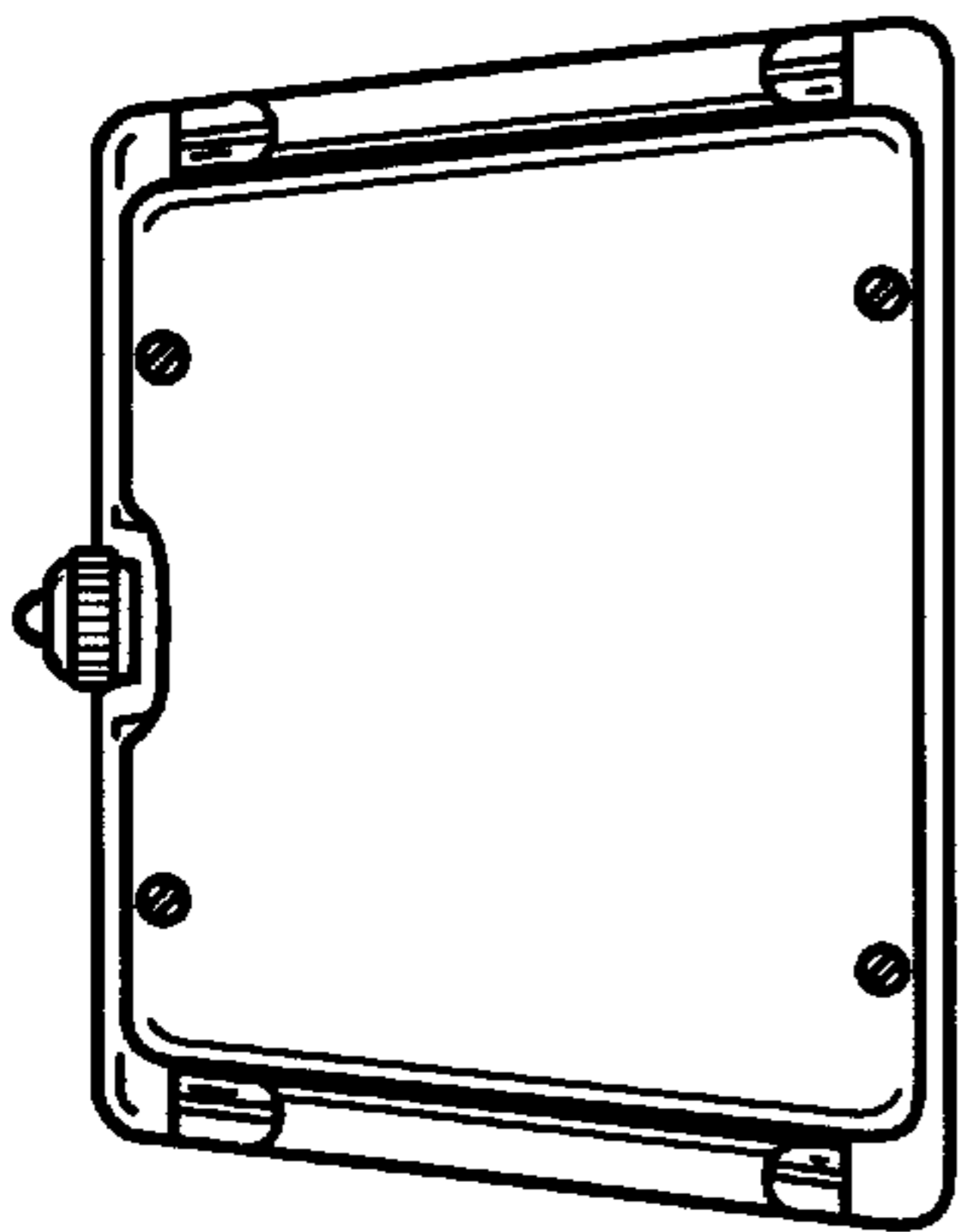


Fig.5



Fig.6




Fig.7

