



US00D444397S

(12) **United States Design Patent**
Buccellati

(10) **Patent No.:** **US D444,397 S**

(45) **Date of Patent:** **** Jul. 3, 2001**

(54) **WATCH**

(76) **Inventor:** **Gianmaria Buccellati, Via Lodovico Mancini, 1, 20129, Milano (IT)**

(**) **Term:** **14 Years**

(21) **Appl. No.:** **29/121,193**

(22) **Filed:** **Mar. 30, 2000**

(30) **Foreign Application Priority Data**

Sep. 30, 1999 (IT) DM/049 648

(51) **LOC (7) Cl.** **10-02**

(52) **U.S. Cl.** **D10/39**

(58) **Field of Search** D10/1-40, 122-132;
368/280-282, 276-277, 285

(56) **References Cited**

U.S. PATENT DOCUMENTS

- D. 132,622 * 6/1942 Johnson D10/23
- D. 146,174 * 1/1947 Dow D10/23
- D. 243,587 * 3/1977 Ho D10/30
- D. 344,899 * 3/1994 Wada et al. D10/22
- D. 356,742 * 3/1995 Chenwu D10/23

- D. 407,652 * 4/1999 Wu D10/2
- D. 411,805 * 7/1999 McDowell et al. D10/2
- D. 416,813 * 11/1999 Wright et al. D10/31
- 1,947,409 * 9/1934 Brower D10/23 X

* cited by examiner

Primary Examiner—Nelson C. Holtje

(74) *Attorney, Agent, or Firm*—Hedman & Costigan

(57) **CLAIM**

The ornamental design for a watch, as shown and described.

DESCRIPTION


FIG. 1 is a front view of the watch according to my design; FIG. 2 is a back view of my design; FIG. 3 is a right side view of my design as shown in FIG. 1;

FIG. 4 is a left side view of my design as shown in FIG. 1; and,

FIG. 5 is a top side view my design which is the same as the bottom side view.

The broken line showing of FIG. 1 is for illustrative purposes only and forms no part of the claimed design.

1 Claim, 2 Drawing Sheets






FIG. 1

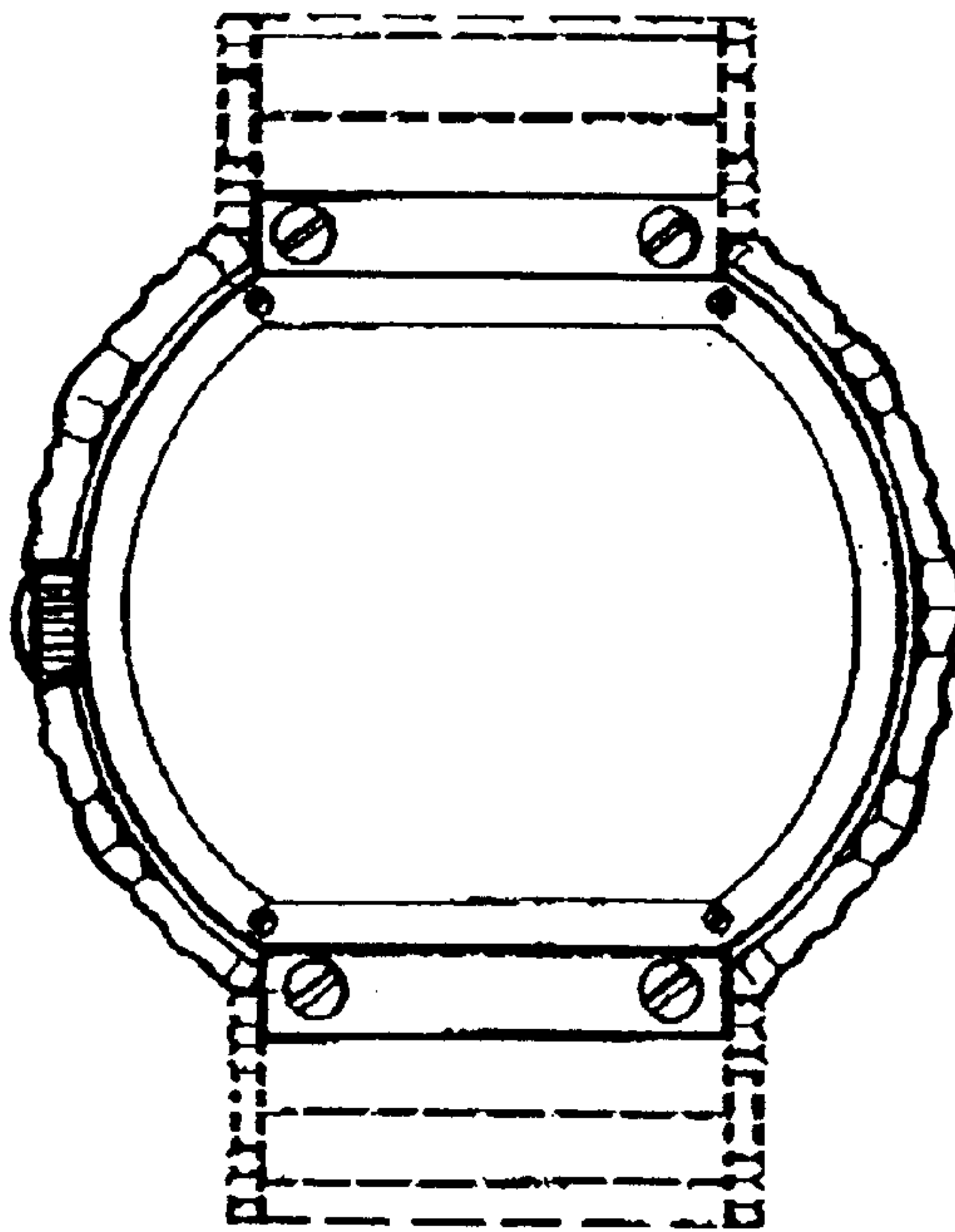


FIG. 2




FIG. 3




FIG. 4



FIG. 5