



US00D444387S

(12) **United States Design Patent**
Adachi et al.

(10) **Patent No.:** **US D444,387 S**

(45) **Date of Patent:** **** Jul. 3, 2001**

(54) **COMBINED BOTTLE AND CAP**

(75) Inventors: **Kazuhiko Adachi; Yuji Uneno**, both of Tokyo (JP)

(73) Assignee: **Shiseido Co., Ltd.**, Tokyo (JP)

(**) Term: **14 Years**

(21) Appl. No.: **29/121,826**

(22) Filed: **Apr. 14, 2000**

(51) **LOC (7) Cl.** **09-01**

(52) **U.S. Cl.** **D9/529; D9/510; D9/520; D9/575**

(58) **Field of Search** D9/300, 302, 337-339, D9/341, 347, 414, 418, 430, 448-450, 452, 500, 502-504, 506, 510, 520-523, 529, 530, 535, 525-526, 541, 545, 548-549, 560, 573-575; 206/432; 215/235, 382-384, 6; 220/780-783; 222/206, 212-213, 215

(56) **References Cited**

U.S. PATENT DOCUMENTS

D. 99,363	*	4/1936	Norman	D9/560
D. 183,424	*	8/1958	Goldberg	D9/452
D. 236,587	*	9/1975	Kretz	D9/541
D. 257,764	*	1/1981	Tajima	D9/560
D. 345,698	*	4/1994	Gobe	D9/573
D. 353,998	*	1/1995	Kotyuk, Jr.	D9/503
D. 357,865	*	5/1995	Hansen	D9/503
D. 390,117	*	2/1998	Kan et al.	D9/529
D. 393,595	*	4/1998	Richards	D9/500
D. 400,783	*	11/1998	De Mourgues	D9/300
D. 411,460	*	6/1999	Nobuto	D9/560

D. 416,807	*	11/1999	Varlet	D9/560
D. 425,408	*	5/2000	Bakic	D9/302
D. 427,069	*	6/2000	Carter	D9/450
D. 427,906	*	7/2000	Carter	D9/450
D. 430,802	*	9/2000	Adachi et al.	D9/521
2,160,328	*	5/1939	Durham	215/382
4,545,495	*	10/1985	Kinsley	215/235
5,148,912	*	9/1992	Nozawa	220/838
5,437,383	*	8/1995	Stull	215/235
5,865,353	*	2/1999	Baudin	215/235

* cited by examiner

Primary Examiner—Ted Shooman

Assistant Examiner—Carol Rademaker

(74) *Attorney, Agent, or Firm*—Kanesaka & Takeuchi

(57) **CLAIM**

The ornamental design for a combined bottle and cap, as shown and described.

DESCRIPTION

FIG. 1 is a front view of a combined bottle and cap showing our new design,

FIG. 2 is a rear view thereof;

FIG. 3 is a right side view thereof, the left side view being a mirror image;

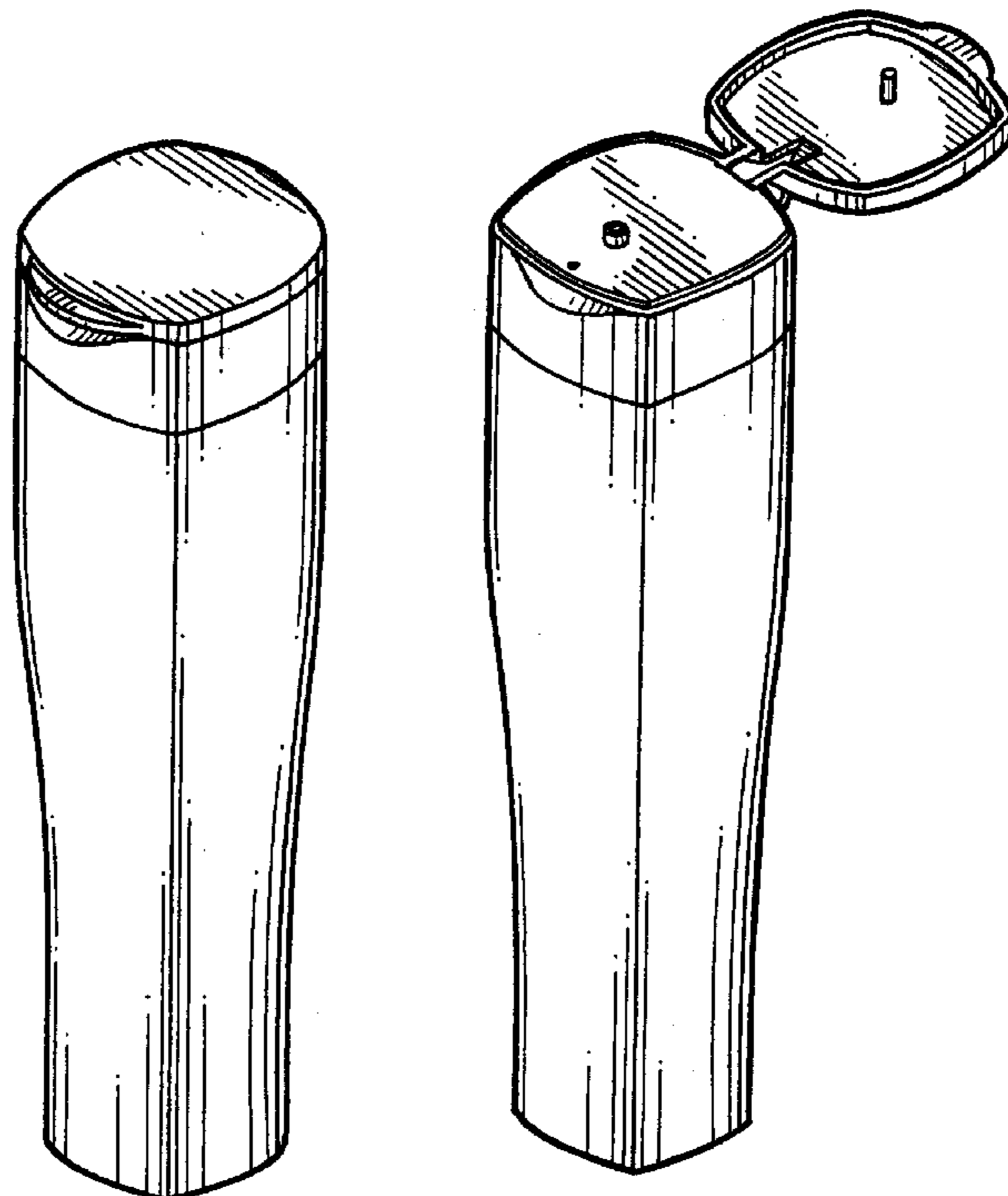
FIG. 4 is a top plan view thereof;

FIG. 5 is a bottom plan view thereof, wherein a center of the bottom is concaved for about 1 mm when the combined bottle and cap is seen from a side;

FIG. 6 is a perspective view thereof; and,

FIG. 7 is a perspective view of the combined bottle and cap, wherein the cap is opened.

1 Claim, 6 Drawing Sheets



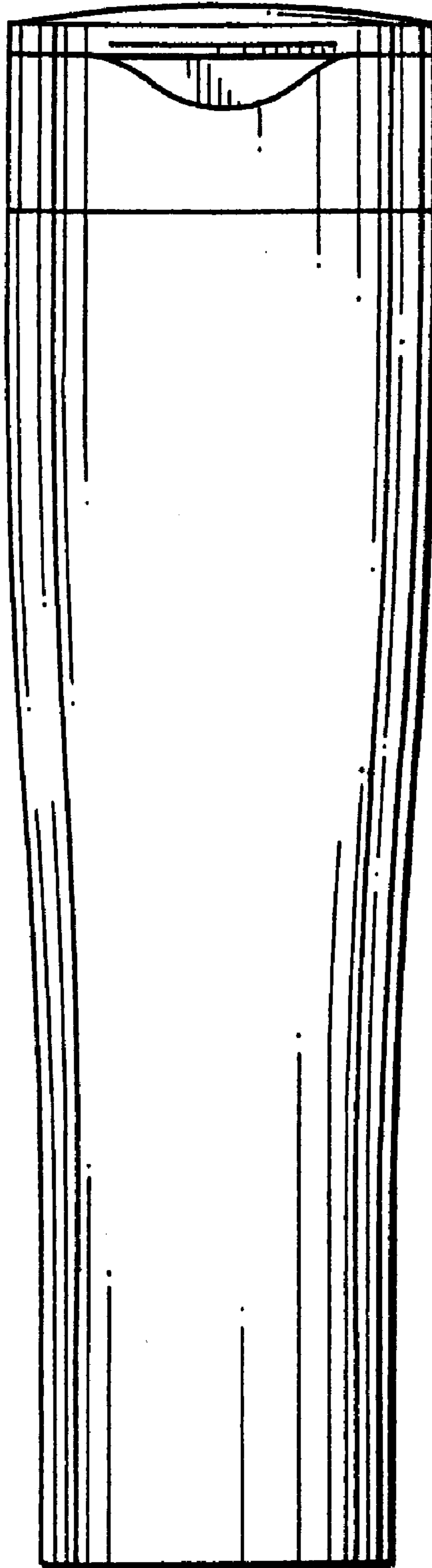


FIG. 1




FIG. 2




FIG. 3

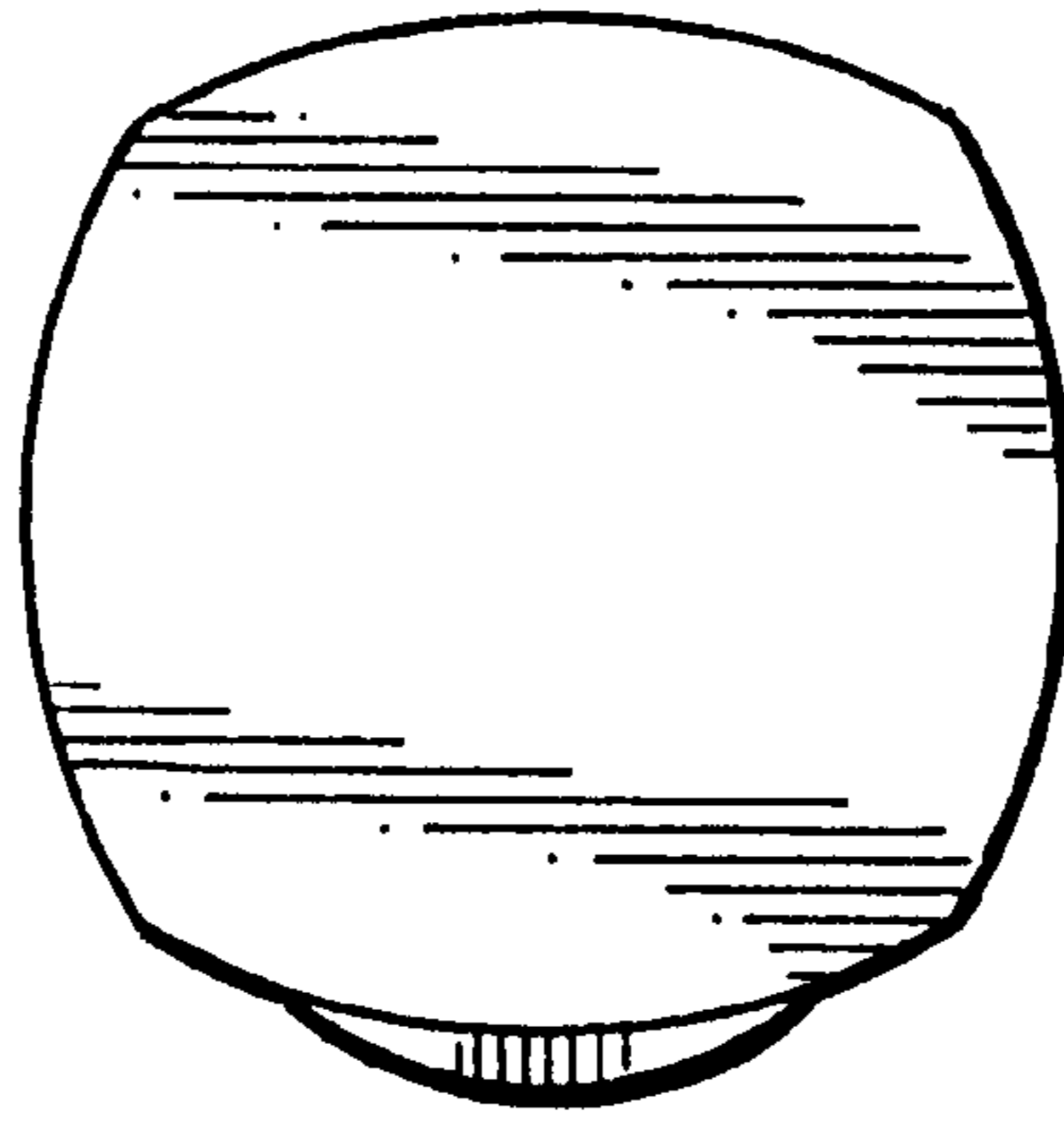


FIG. 4

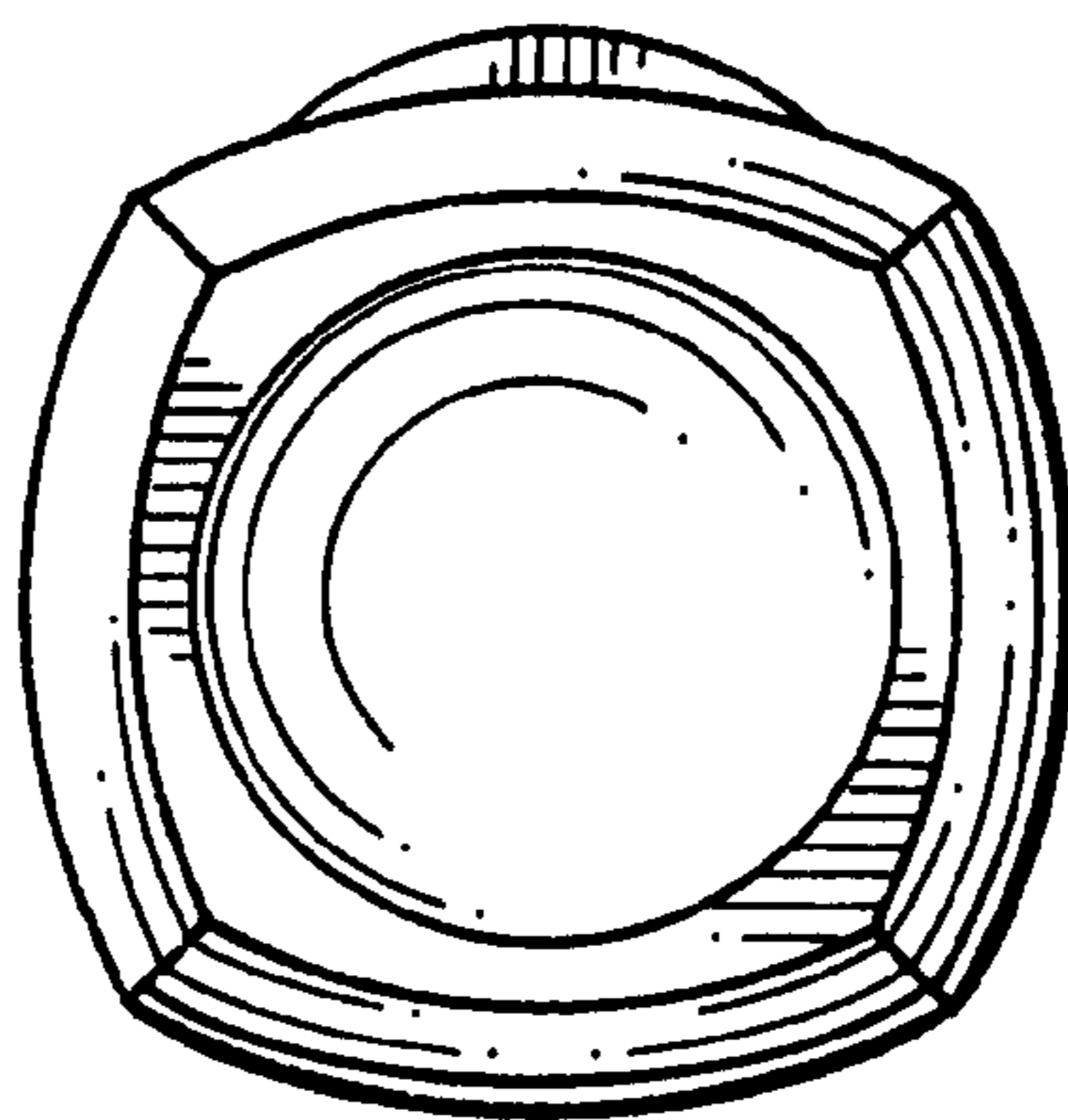


FIG. 5

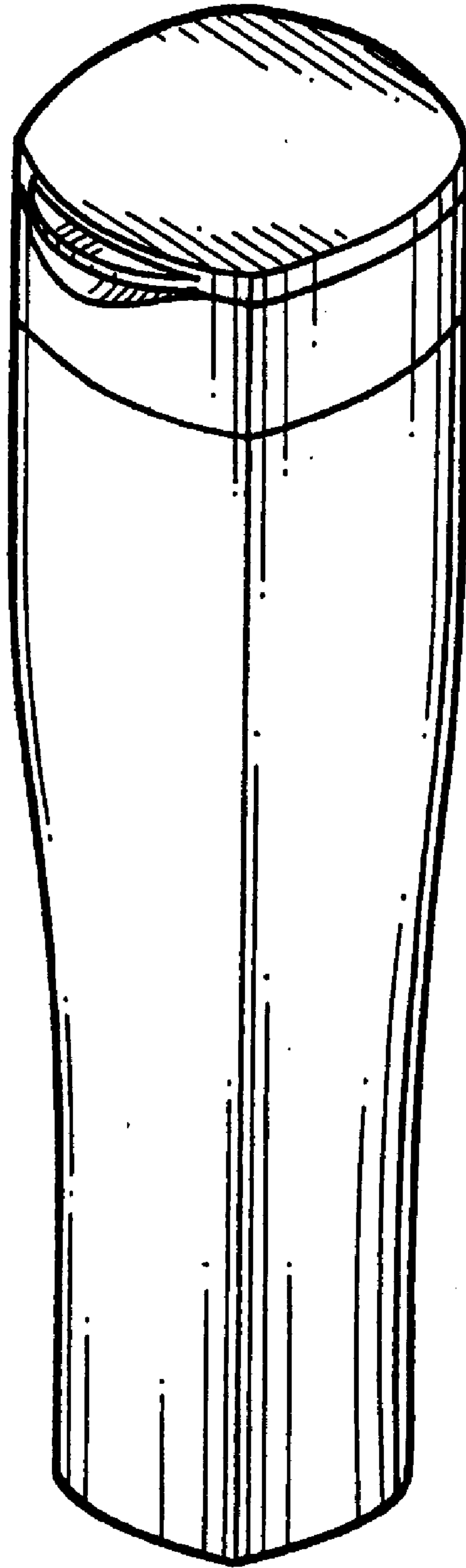


FIG. 6



FIG. 7