



US00D444353S

(12) **United States Design Patent**
Tramontina

(10) **Patent No.:** **US D444,353 S**

(45) **Date of Patent:** **** Jul. 3, 2001**

(54) **REFILLABLE NAPKIN DISPENSER**

2,858,045	10/1958	Loeb	221/59
3,161,336	12/1964	Loescher	225/106
3,164,298	1/1965	Repko	221/282
3,203,586	8/1965	Downham	221/55

(75) Inventor: **Paul F. Tramontina**, Alpharetta, GA
(US)

(List continued on next page.)

(73) Assignee: **Kimberly-Clark Worldwide, Inc.**,
Neenah, WI (US)

FOREIGN PATENT DOCUMENTS

(**) Term: **14 Years**

1289274	2/1969	(DE) .
0331027 A1	9/1989	(EP) .
0372781 A1	6/1990	(EP) .
0419063 A2	3/1991	(EP) .
0811348 A2	12/1997	(EP) .
336986	11/1903	(FR) .
1537127	7/1968	(FR) .
2362610	3/1978	(FR) .
423276	1/1935	(GB) .
1112680	5/1968	(GB) .
3-187873	8/1991	(JP) .
149028	3/1955	(SE) .
97/09918	3/1997	(WO) .
97/22528	6/1997	(WO) .
98/22009	5/1998	(WO) .
98/40002	9/1998	(WO) .
99/30601	6/1999	(WO) .

(21) Appl. No.: **29/123,753**

(22) Filed: **May 24, 2000**

(51) **LOC (7) Cl.** **07-06**

(52) **U.S. Cl.** **D7/631**

(58) **Field of Search** D7/631-634; D6/512,
D6/515; 211/45-48; 221/33-41, 45-55,
312 R; 312/34.4

(56) **References Cited**

U.S. PATENT DOCUMENTS

D. 92,455	6/1934	Coles .	
D. 275,345	9/1984	Hall	D6/518
D. 302,949	8/1989	Eisendrath	D9/432
D. 347,344	5/1994	Schumaker	D6/515
D. 366,583	1/1996	Scaife	D6/515
371,473	10/1887	Onderdonk .	
D. 414,085	9/1999	Campbell	D7/631
813,594	2/1906	Sexton .	
1,170,380	2/1916	Winter .	
1,236,055	8/1917	Cohn .	
1,579,429	4/1926	Arms .	
1,605,231	11/1926	Hoberg .	
1,665,057	4/1928	Genest .	
1,709,214	4/1929	Griffith et al. .	
1,974,926	9/1934	Marsh	206/44
1,989,381	1/1935	Samson	312/62
2,033,582	3/1936	Materno	206/57
2,143,614	1/1939	Winter et al.	206/57
2,195,437	4/1940	West	312/60
2,323,395	7/1943	Harwood	206/57
2,730,267	1/1956	Marcalus	221/48
2,816,376	12/1957	Hirvonen	40/16
2,858,016	10/1958	Marano	206/73

Primary Examiner—Terry A. Wallace

(74) *Attorney, Agent, or Firm*—Steven D. Flack

(57) **CLAIM**

I claim the ornamental design for the refillable napkin dispenser, as shown and described.

DESCRIPTION

FIG. 1 is an oblique elevational view as seen from the left front edge of a refillable napkin dispenser showing my new design;

FIG. 2 is a front elevational view thereof;


FIG. 3 is a left side elevational view thereof, the right side being a mirror image;

FIG. 4 is a rear elevational view thereof;

FIG. 5 is a top plan view thereof; and,

FIG. 6 is a bottom plan view thereof.

1 Claim, 5 Drawing Sheets



US D444,353 S

Page 2

U.S. PATENT DOCUMENTS

3,258,114	6/1966	King	206/44.12	5,002,200	3/1991	Hunt	221/1
3,272,385	9/1966	Watkins	221/48	5,020,670	6/1991	Bedford	206/499
3,343,716	9/1967	Peebles	221/46	5,065,895	11/1991	De Luca et al.	221/54
3,349,959	10/1967	Watkins	221/48	5,090,592	2/1992	Petterson et al.	221/55
3,724,716	4/1973	Baraconi et al.	221/47	5,100,020	3/1992	Petterson et al.	221/45
3,747,802	7/1973	Uroshevich	221/63	5,102,007	4/1992	Petterson et al.	221/6
3,754,681	8/1973	Slye et al.	221/45	5,219,092	6/1993	Morand	221/53
4,004,691	1/1977	Wihksne	206/459	5,310,057	5/1994	Caldwell et al.	206/494
4,411,374	10/1983	Hotchkiss	221/63	5,332,118	7/1994	Muckenfuhs	221/48
4,469,243	9/1984	Ito et al.	221/34	5,346,064	9/1994	Rizzuto	206/409
4,491,242	1/1985	Trinidad	221/312 R	5,356,032	10/1994	Rhodes	221/47
4,566,607	1/1986	Smith	221/155	5,460,322	10/1995	Carlson et al.	229/120
4,623,074	11/1986	Dearwester	221/48	5,509,571	4/1996	Weber	221/46
4,678,099	7/1987	Matsui	221/48	5,520,308	5/1996	Berg, Jr. et al.	221/50
4,679,703	7/1987	De Luca	221/52	5,590,813	1/1997	Abramczyk	221/197
4,706,844	11/1987	Omdoll et al.	221/59	5,622,281	4/1997	Annand	221/48
4,768,679	9/1988	Matsui	221/48	5,632,409	5/1997	Raghunanan	221/45
4,805,800	2/1989	Nocek et al.	221/63	5,642,836	7/1997	Merriweather, Jr.	221/62
4,838,454	6/1989	Salzmann et al.	221/57	5,690,230	11/1997	Griffith	206/555
4,877,154	10/1989	Matsui	221/48	5,836,478	11/1998	Weiss	221/309
4,938,382	7/1990	Frazier et al.	221/45	5,853,845	12/1998	McConnell et al.	428/126
				5,931,339	8/1999	Dodge et al.	221/45

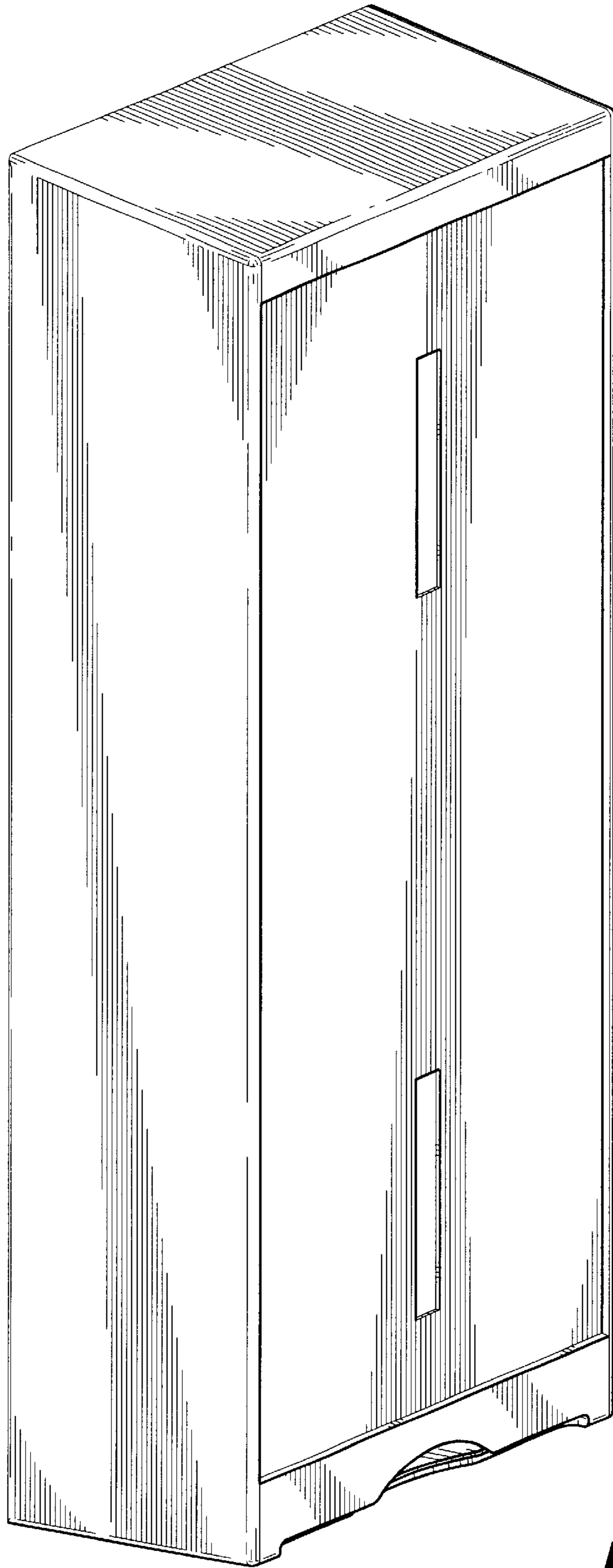


FIG 1

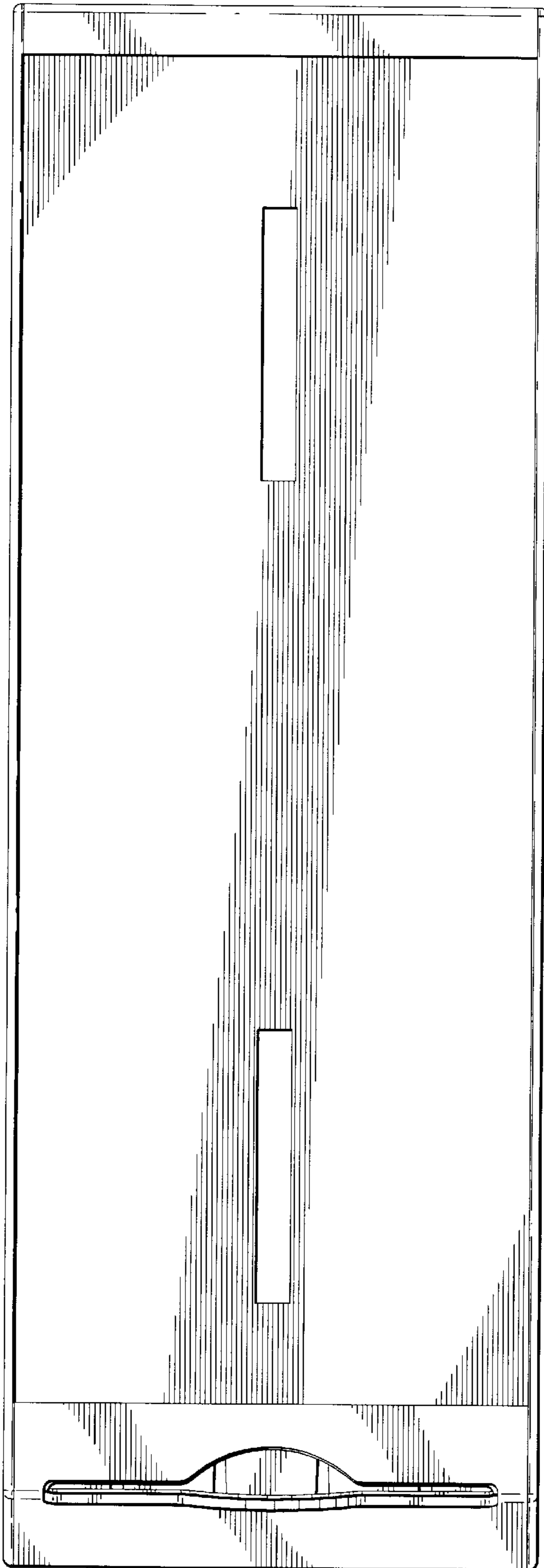


FIG 2




FIG 3



FIG 4

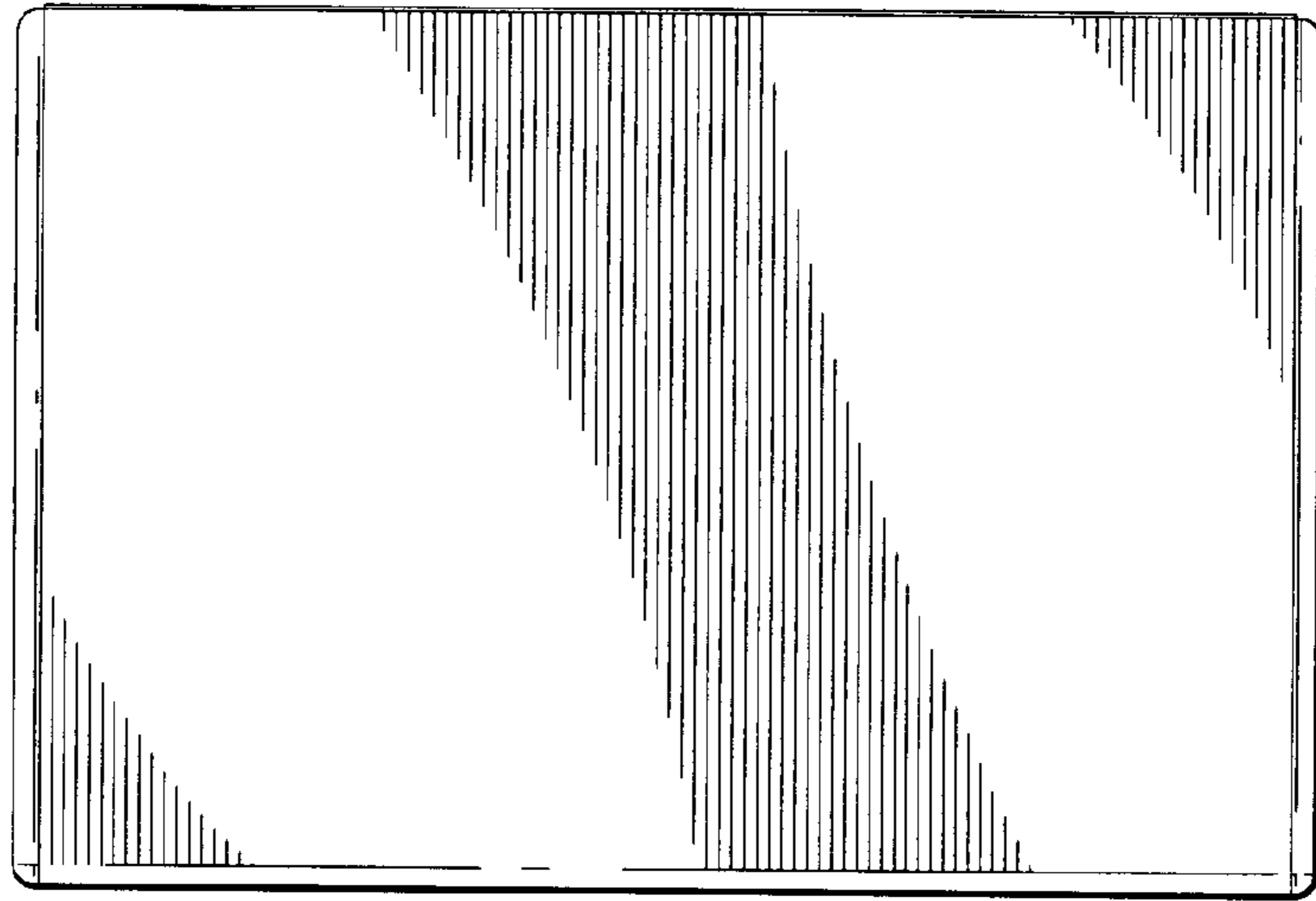


FIG 5

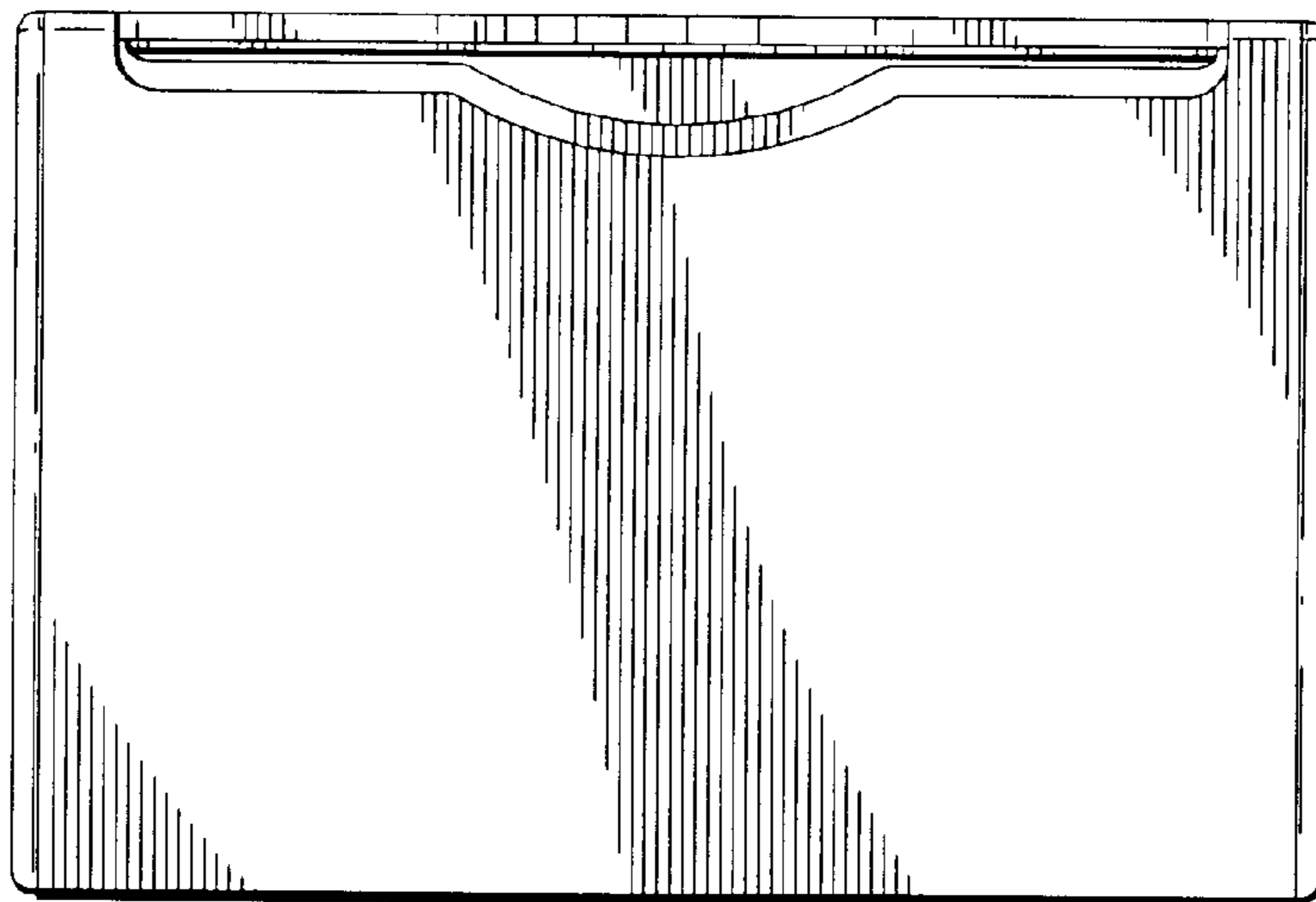


FIG 6