



US00D444352S

(12) **United States Design Patent** (10) **Patent No.:** **US D444,352 S**
Tramontina et al. (45) **Date of Patent:** **** *Jul. 3, 2001**

(54) **NAPKIN DISPENSER** 1,989,381 1/1935 Samson 312/62
2,143,614 1/1939 Winter et al. 206/57

(75) Inventors: **Paul Francis Tramontina**, Alpharetta;
Jan Byron Charles Spencer, Roswell,
both of GA (US)

(List continued on next page.)

FOREIGN PATENT DOCUMENTS

(73) Assignee: **Kimberly-Clark Worldwide, Inc.**,
Neenah, WI (US)

1289274 2/1969 (DE) .
0372781 A1 6/1990 (EP) .
0419063 A2 3/1991 (EP) .
0811348A2 12/1997 (EP) .
336986 11/1903 (FR) .
1537127 7/1968 (FR) .
2362610 3/1978 (FR) .
423276 1/1935 (GB) .
1112680 5/1968 (GB) .
3-187873 8/1991 (JP) .
149028 3/1955 (SE) .
97/09918 3/1997 (WO) .
97/22528 6/1997 (WO) .
98/22009 5/1998 (WO) .
98/40002 9/1998 (WO) .
99/30601 6/1999 (WO) .

(*) Notice: This patent is subject to a terminal dis-
claimer.

(**) Term: **14 Years**

(21) Appl. No.: **29/115,630**

(22) Filed: **Dec. 17, 1999**

Related U.S. Application Data

(63) Continuation of application No. 09/206,956, filed on Dec.
12, 1998.

(51) **LOC (7) Cl.** **07-06**

(52) **U.S. Cl.** **D7/631**

(58) **Field of Search** D7/631; D6/512,
D6/515; 211/45-48; 221/33-41, 45-55,
312 R; 312/34.4

Primary Examiner—Terry A. Wallace

(74) *Attorney, Agent, or Firm*—Douglas H. Tulley, Jr.

(57) **CLAIM**

We claim the ornamental design for the napkin dispenser, as
shown and described.

(56) **References Cited**

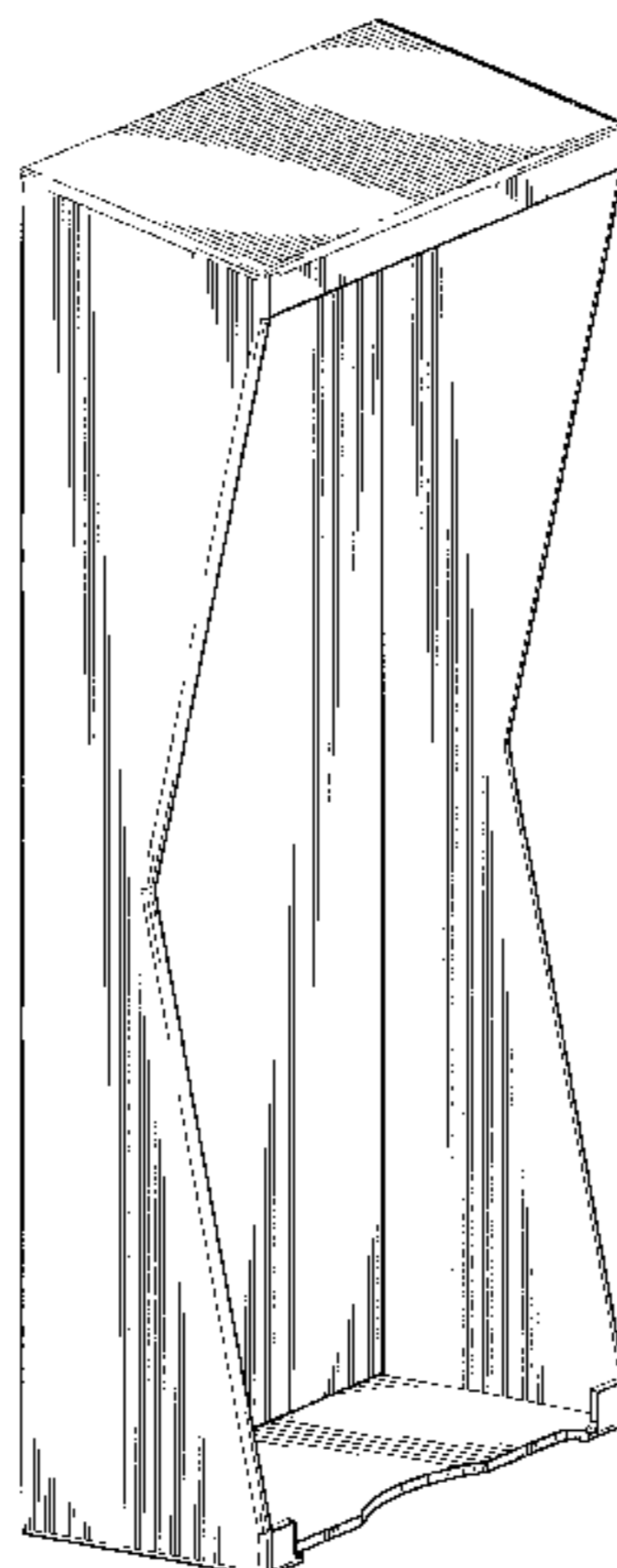
DESCRIPTION

U.S. PATENT DOCUMENTS

D. 92,455 * 6/1934 Coles D7/631
D. 275,345 9/1984 Hall D6/518
D. 302,949 8/1989 Eisendrath D9/432
D. 347,344 5/1994 Schumaker D6/515
D. 366,583 1/1996 Scaife D6/515
371,473 10/1887 Onderdonk .
D. 414,085 9/1999 Campbell D7/631
813,594 2/1906 Sexton .
1,170,380 2/1916 Winter .
1,236,055 8/1917 Cohn .
1,579,429 4/1926 Arms .
1,605,231 11/1926 Hoberg .
1,665,057 * 4/1928 Genest 221/46
1,709,214 4/1929 Griffith et al. .
1,974,926 9/1934 Marsh 206/44

FIG. 1 is a partially elevated, angled view of the napkin
dispenser.
FIG. 2 is a front view of the napkin dispenser shown in FIG.
1.
FIG. 3 is a side view of the napkin dispenser shown in FIG.
1.
FIG. 4 is a back view of the napkin dispenser shown in FIG.
1.
FIG. 5 is a top view of the napkin dispenser shown in FIG.
1; and,
FIG. 6 is a bottom view of the napkin dispenser shown in
FIG. 1.

1 Claim, 5 Drawing Sheets



US D444,352 S

Page 2

U.S. PATENT DOCUMENTS

2,195,437	4/1940	West	312/60	4,877,154	10/1989	Matsui	221/48
2,858,045	10/1958	Loeb	221/59	4,938,382	7/1990	Frazier et al.	221/45
3,164,298	1/1965	Repko	221/282	5,002,200	3/1991	Hunt	221/1
3,203,586	8/1965	Downham	221/55	5,020,670	6/1991	Bedford	206/499
3,272,385	9/1966	Watkins		5,065,895	11/1991	De Luca et al.	221/54
3,349,959	10/1967	Watkins	221/48	5,090,592	2/1992	Petterson et al.	221/55
3,724,716	* 4/1973	Baraconi et al.	221/47	5,100,020	3/1992	Petterson et al.	221/45
3,747,802	7/1973	Uroshevich	221/63	5,102,007	4/1992	Petterson et al.	221/6
3,754,681	8/1973	Slye et al.	221/45	5,219,092	6/1993	Morand	221/58
4,004,691	1/1977	Wihksne	206/459	5,356,032	10/1994	Rhodes	221/47
4,411,374	10/1983	Hotchkiss	221/63	5,460,322	10/1995	Carlson et al.	229/120
4,491,242	1/1985	Trinidad	221/312 R	5,520,308	5/1996	Berg, Jr. et al.	221/50
4,566,607	1/1986	Smith	221/155	5,590,813	1/1997	Abramczyk	221/197
4,623,074	11/1986	Dearwester	221/48	5,622,281	4/1997	Annand	221/48
4,678,099	7/1987	Matsui	221/48	5,632,409	5/1997	Raghunanan	221/45
4,679,703	7/1987	De Luca	221/52	5,642,836	7/1997	Merriweather, Jr.	221/62
4,706,844	11/1987	Omdoll et al.	221/59	5,690,230	11/1997	Griffith	206/555
4,768,679	9/1988	Matsui	221/48	5,836,478	11/1998	Weiss	221/309
4,805,800	2/1989	Nocek et al.	221/63	5,853,845	12/1998	McConnell et al.	448/126
4,838,454	6/1989	Salzmann et al.	221/57	5,931,339	8/1999	Dodge et al.	221/45

* cited by examiner

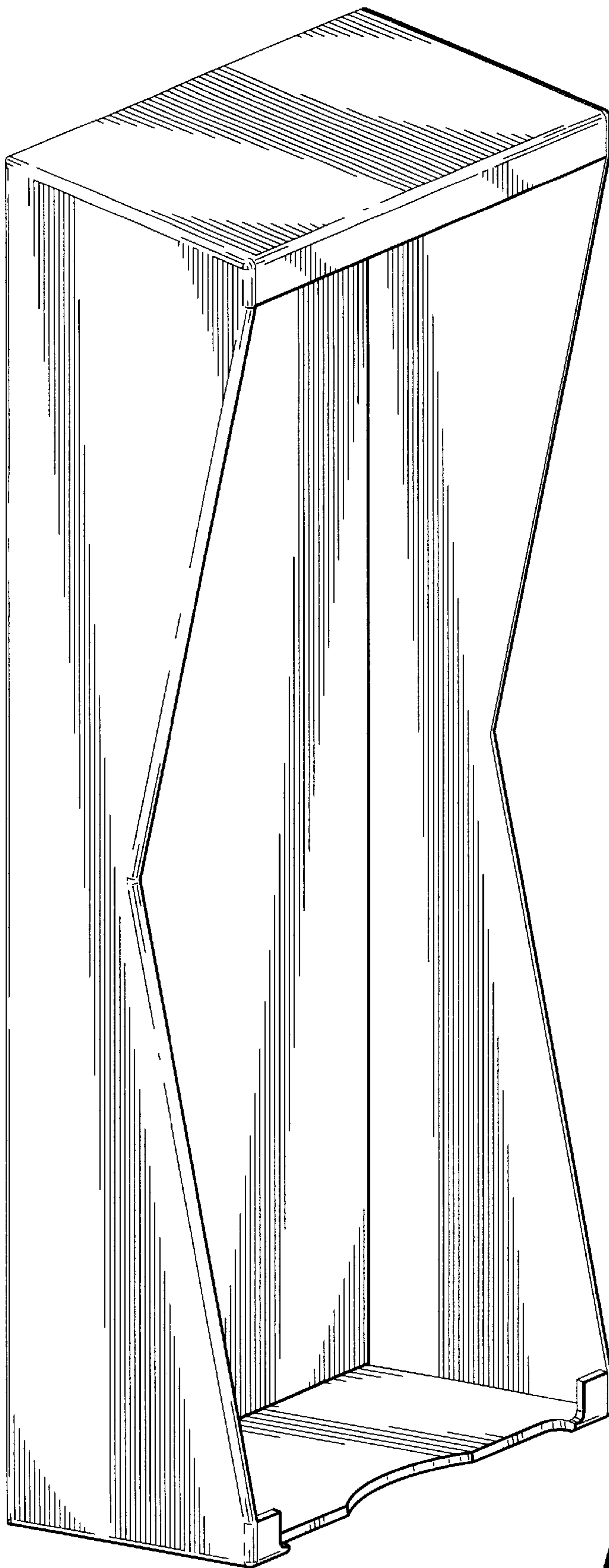


FIG 1

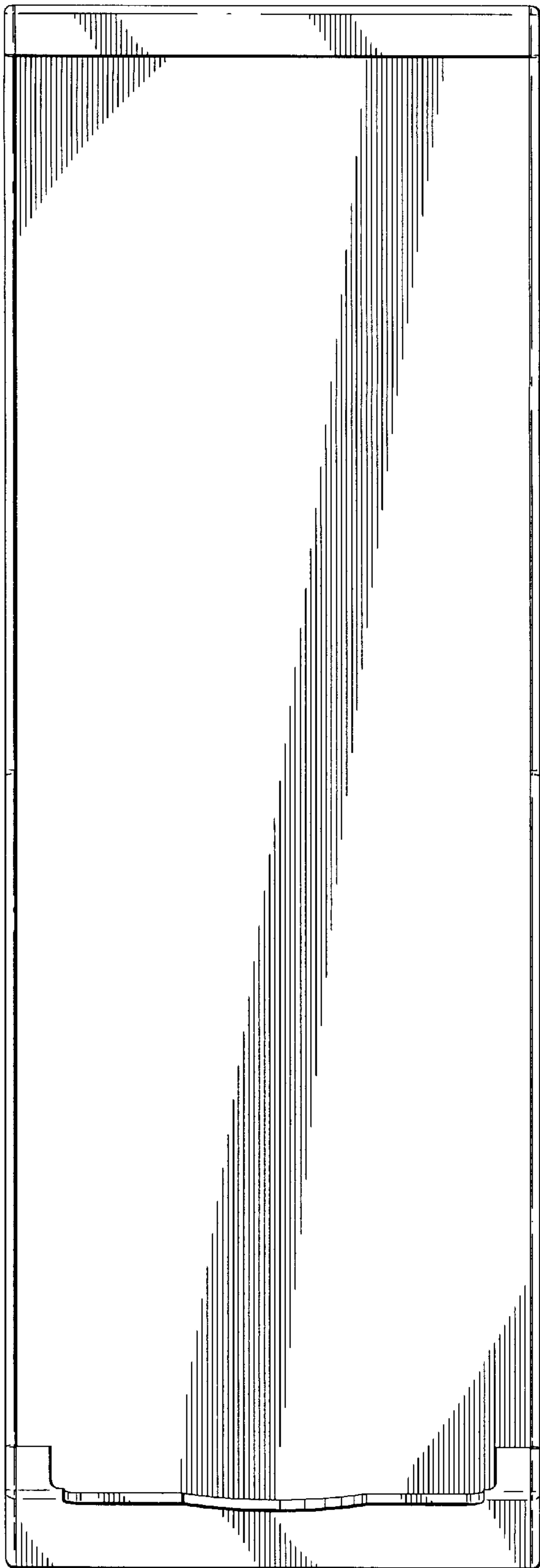


FIG 2

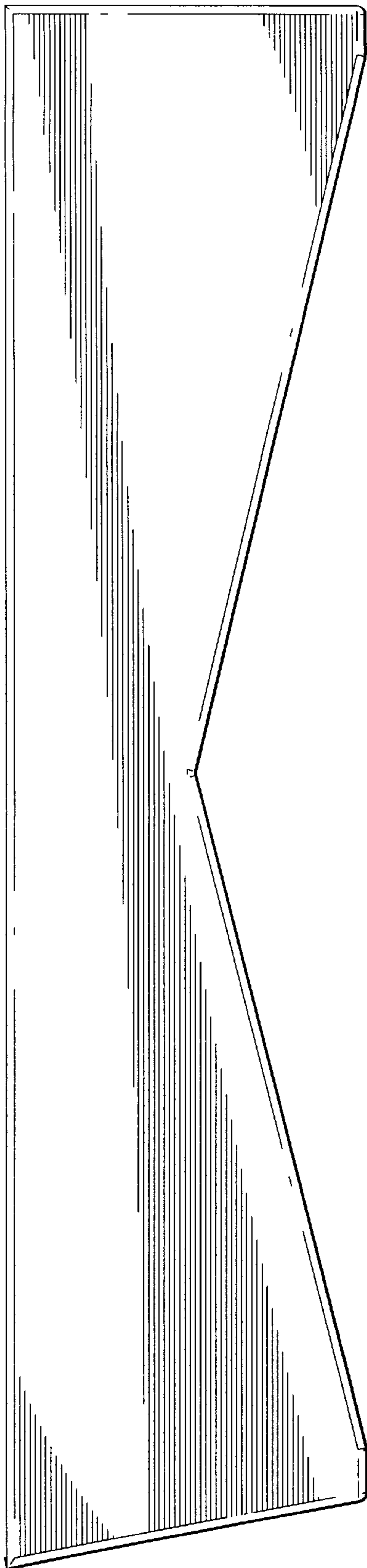


FIG 3

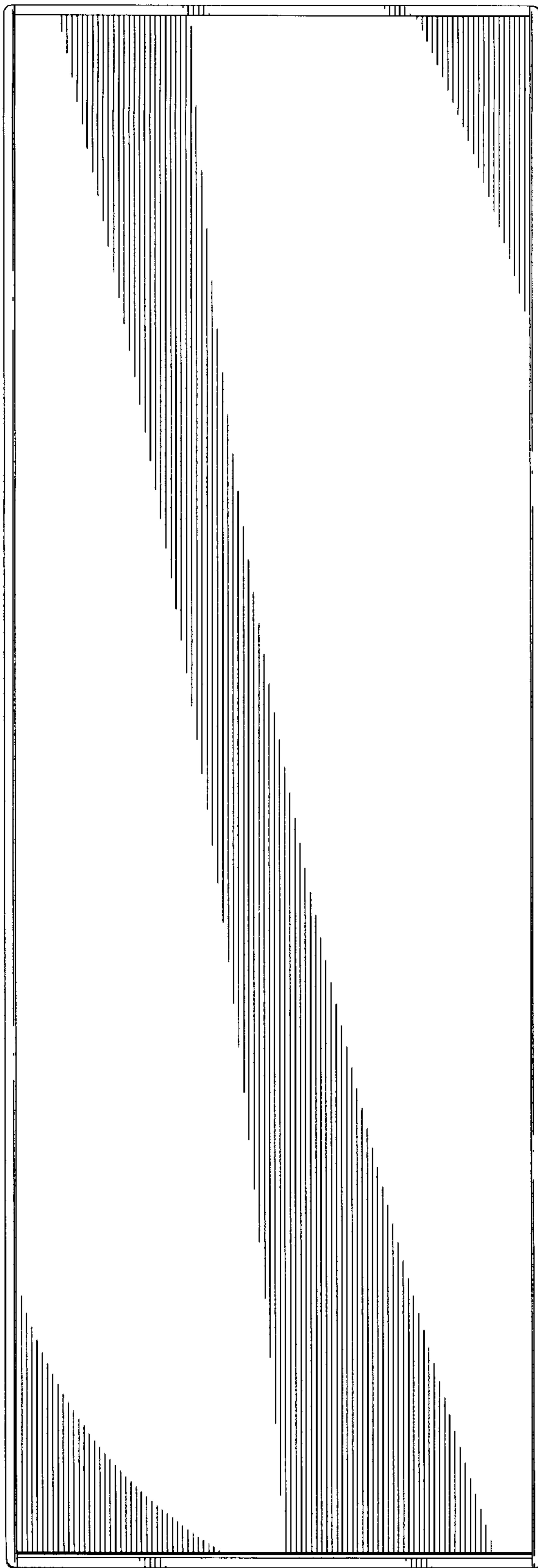


FIG 4

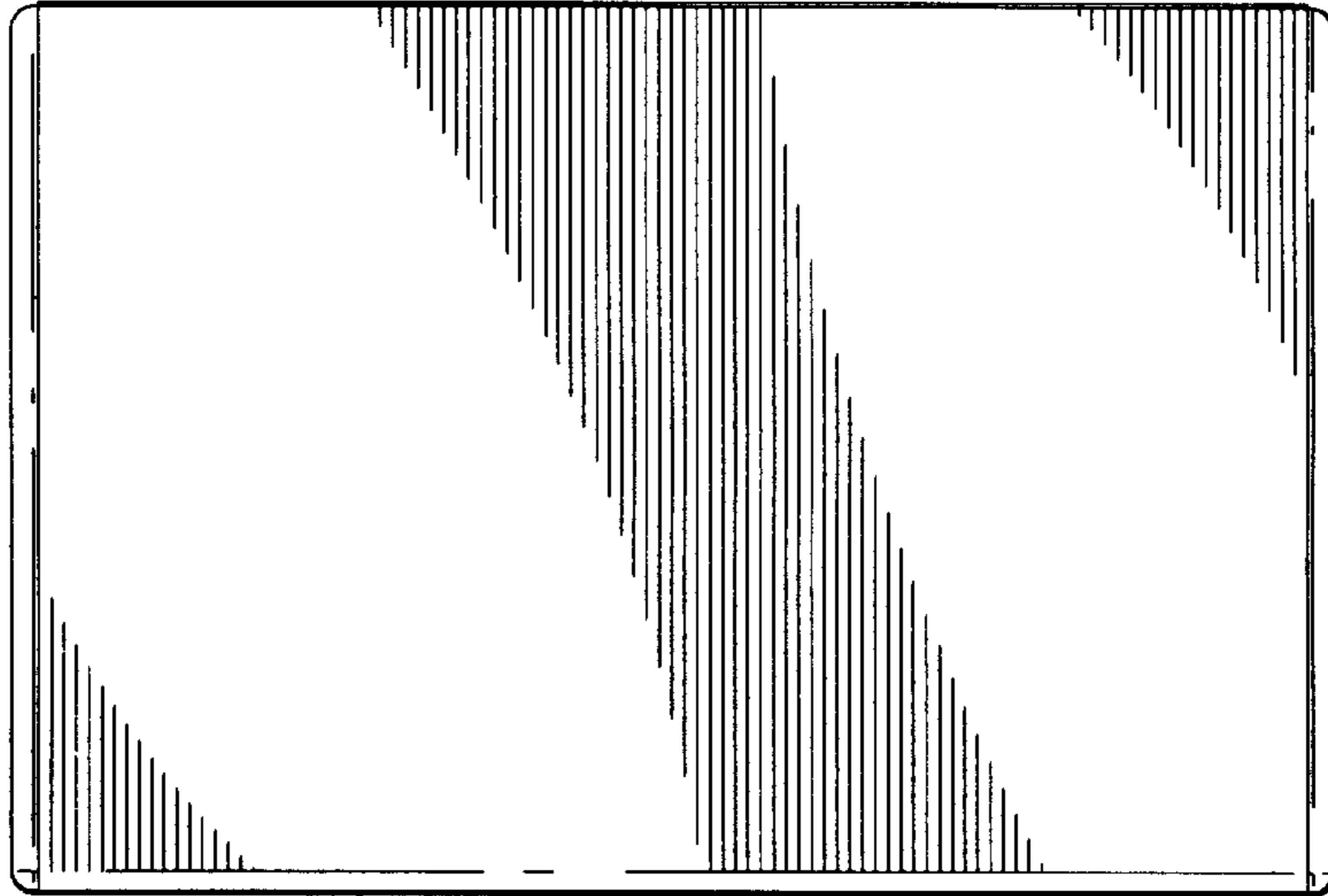


FIG 5

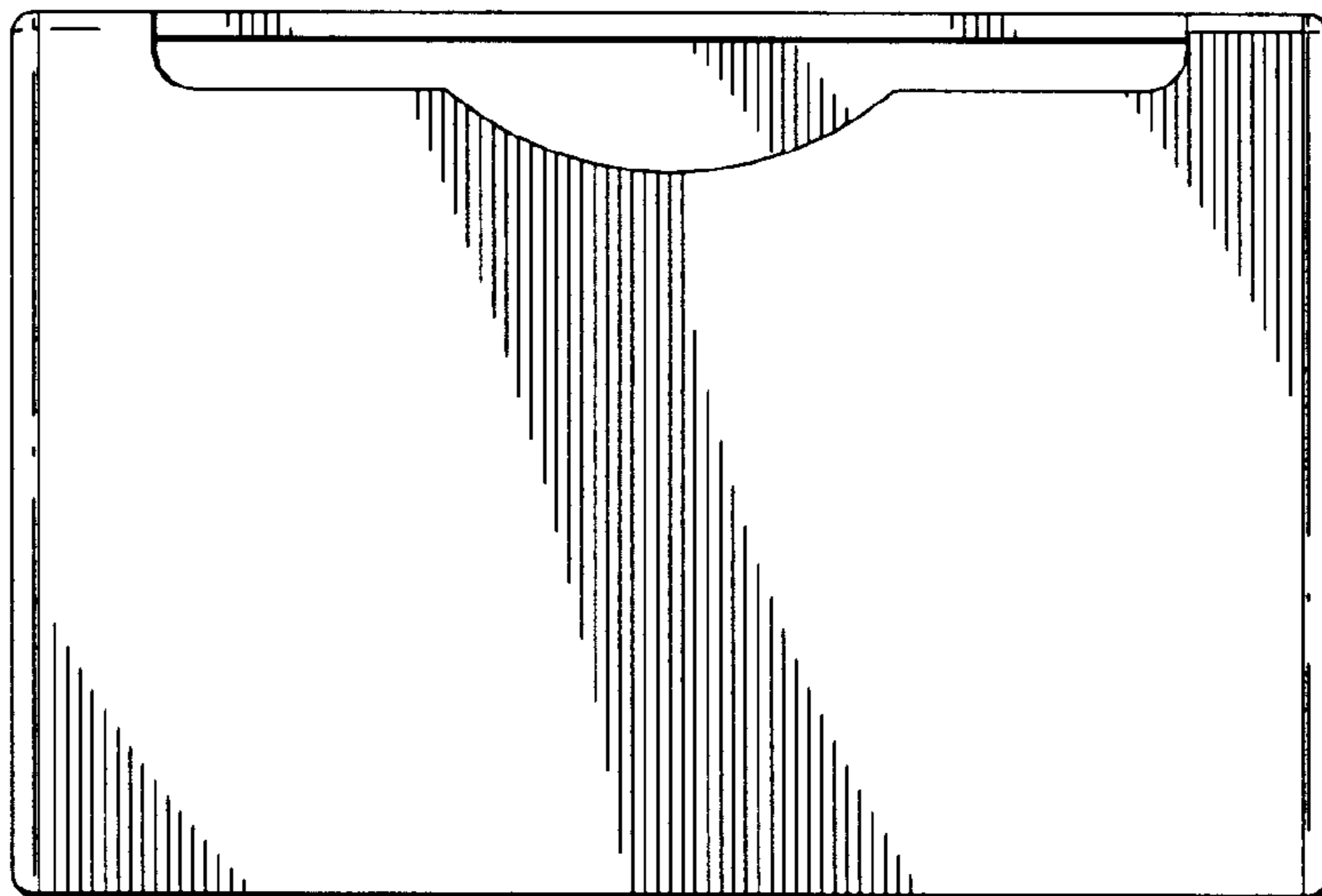


FIG 6